
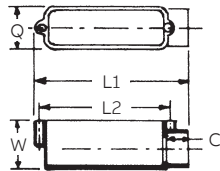


Conduit bodies and fittings

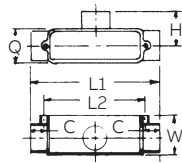
For use with Schedule 40 and 80 conduit

Feature unthreaded hubs and textured lids with foam-in-place gaskets.



Conduit bodies - Type E

| Cat. No. | Size (in.) | Std. Ctn. | Dimensions (in.) | | | | | Vol. Cu. (in.) |
|----------|------------|-----------|--------------------------------|---------------------------------|---------------------------------|---------------------------------|---------------------------------|----------------|
| | | | C | Typical max. L1 | Typical L2 | Max. Q | Max. W | |
| 988D | 1/2 | 25 | 1/16 | 4 ⁵ / ₁₆ | 3 ¹ / ₂ | 1 ¹¹ / ₃₂ | 1 ¹ / ₂ | 4.0 |
| E988E | 3/4 | 20 | 2 ⁹ / ₃₂ | 6 ¹¹ / ₃₂ | 5 ⁹ / ₃₂ | 1 ³ / ₄ | 2 ¹ / ₃₂ | 12.0 |
| E988F | 1 | 10 | 2 ⁹ / ₃₂ | 6 ¹¹ / ₃₂ | 5 ⁹ / ₃₂ | 1 ³ / ₄ | 2 ¹ / ₃₂ | 12.0 |
| E988G | 1 1/4 | 10 | 1 ³ / ₃₂ | 8 | 6 ¹³ / ₃₂ | 2 ¹ / ₂ | 2 ³ / ₄ | 32.0 |
| E988H | 1 1/2 | 10 | 1 ³ / ₃₂ | 8 | 6 ¹³ / ₃₂ | 2 ¹ / ₂ | 2 ³ / ₄ | 32.0 |
| E988J | 2 | 5 | 1 ⁵ / ₃₂ | 9 ¹⁵ / ₃₂ | 8 ¹³ / ₃₂ | 3 ⁵ / ₃₂ | 31 ⁵ / ₃₂ | 63.0 |



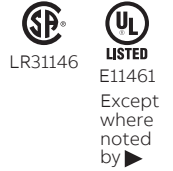
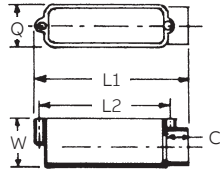
Conduit bodies - Type C

| Cat. No. | Size (in.) | Std. Ctn. | Dimensions (in.) | | | | | Vol. Cu. (in.) |
|-----------|------------|-----------|--------------------------------|---------------------------------|---------------------------------|---------------------------------|----------------------------------|----------------|
| | | | C | Typical max. L1 | Typical L2 | Max. Q | Max. W | |
| E987D | 1/2 | 25 | 1 ¹ / ₁₆ | 4 ¹¹ / ₁₆ | 3 ¹ / ₂ | 1 ¹¹ / ₃₂ | 1 ¹ / ₂ | 4.0 |
| E987E-CAR | 3/4 | 10 | 2 ⁹ / ₃₂ | 6 ⁷ / ₈ | 5 ³² / ₆₄ | 1 ³ / ₄ | 2 ¹ / ₃₂ | 12.0 |
| E987F-CAR | 1 | 10 | 2 ⁹ / ₃₂ | 6 ⁷ / ₈ | 5 ⁹ / ₃₂ | 1 ³ / ₄ | 2 ¹ / ₃₂ | 12.0 |
| E987G | 1 1/4 | 10 | 1 ³ / ₃₂ | 8 ²¹ / ₃₂ | 6 ¹³ / ₃₂ | 2 ¹ / ₂ | 2 ³ / ₄ | 32.0 |
| E987H | 1 1/2 | 10 | 1 ³ / ₃₂ | 8 ²¹ / ₃₂ | 6 ¹³ / ₃₂ | 2 ¹ / ₂ | 2 ³ / ₄ | 32.0 |
| E987J | 2 | 15 | 1 ⁵ / ₃₂ | 10 ⁵ / ₁₆ | 8 ¹³ / ₃₂ | 3 ⁵ / ₃₂ | 31 ¹⁵ / ₃₂ | 63.0 |

Conduit bodies and fittings

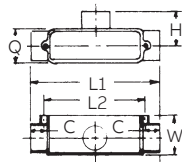
For use with Schedule 40 and 80 conduit

Feature unthreaded hubs and textured lids with foam-in-place gaskets.



Conduit bodies - Type E

| Cat. No. | Size (in.) | Std. Ctn. | Dimensions (in.) | | | | | Vol. Cu. (in.) |
|----------|------------|-----------|--------------------------------|---------------------------------|---------------------------------|---------------------------------|---------------------------------|----------------|
| | | | C | Typical max. L1 | Typical L2 | Max. Q | Max. W | |
| 988D | 1/2 | 25 | 1/16 | 4 ⁵ / ₁₆ | 3 ¹ / ₂ | 1 ¹¹ / ₃₂ | 1 ¹ / ₂ | 4.0 |
| E988E | 3/4 | 20 | 2 ⁹ / ₃₂ | 6 ¹¹ / ₃₂ | 5 ⁹ / ₃₂ | 1 ³ / ₄ | 2 ¹ / ₃₂ | 12.0 |
| E988F | 1 | 10 | 2 ⁹ / ₃₂ | 6 ¹¹ / ₃₂ | 5 ⁹ / ₃₂ | 1 ³ / ₄ | 2 ¹ / ₃₂ | 12.0 |
| E988G | 1 1/4 | 10 | 1 ³ / ₃₂ | 8 | 6 ¹³ / ₃₂ | 2 ¹ / ₂ | 2 ³ / ₄ | 32.0 |
| E988H | 1 1/2 | 10 | 1 ³ / ₃₂ | 8 | 6 ¹³ / ₃₂ | 2 ¹ / ₂ | 2 ³ / ₄ | 32.0 |
| E988J | 2 | 5 | 1 ⁵ / ₃₂ | 9 ¹⁵ / ₃₂ | 8 ¹³ / ₃₂ | 3 ⁵ / ₃₂ | 31 ⁵ / ₃₂ | 63.0 |



Conduit bodies - Type C

| Cat. No. | Size (in.) | Std. Ctn. | Dimensions (in.) | | | | | Vol. Cu. (in.) |
|-----------|------------|-----------|--------------------------------|---------------------------------|---------------------------------|---------------------------------|----------------------------------|----------------|
| | | | C | Typical max. L1 | Typical L2 | Max. Q | Max. W | |
| E987D | 1/2 | 25 | 1 ¹ / ₁₆ | 4 ¹¹ / ₁₆ | 3 ¹ / ₂ | 1 ¹¹ / ₃₂ | 1 ¹ / ₂ | 4.0 |
| E987E-CAR | 3/4 | 10 | 2 ⁹ / ₃₂ | 6 ⁷ / ₈ | 5 ³² / ₆₄ | 1 ³ / ₄ | 2 ¹ / ₃₂ | 12.0 |
| E987F-CAR | 1 | 10 | 2 ⁹ / ₃₂ | 6 ⁷ / ₈ | 5 ⁹ / ₃₂ | 1 ³ / ₄ | 2 ¹ / ₃₂ | 12.0 |
| E987G | 1 1/4 | 10 | 1 ³ / ₃₂ | 8 ²¹ / ₃₂ | 6 ¹³ / ₃₂ | 2 ¹ / ₂ | 2 ³ / ₄ | 32.0 |
| E987H | 1 1/2 | 10 | 1 ³ / ₃₂ | 8 ²¹ / ₃₂ | 6 ¹³ / ₃₂ | 2 ¹ / ₂ | 2 ³ / ₄ | 32.0 |
| E987J | 2 | 15 | 1 ⁵ / ₃₂ | 10 ⁵ / ₁₆ | 8 ¹³ / ₃₂ | 3 ⁵ / ₃₂ | 31 ¹⁵ / ₃₂ | 63.0 |