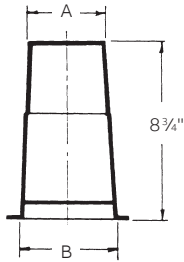


## Conduit bodies and fittings

For use with Schedule 40 and 80 conduit

HOLFORM™ non-metallic concrete sleeve forms are the easy way to form holes in concrete. They install in seconds with nails, screws or staples and are easily removed. Concrete will not adhere to them. Sleeves are adjustable to any slab thickness.



**SP**  
LR31146  
Except where noted by †

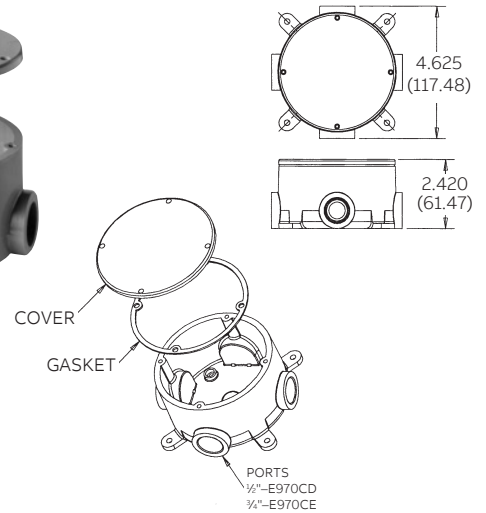
**UL**  
LISTED  
E23018  
Except where noted by ▶

HOLFORM™ Concrete sleeves

Cat. No.	Min. O.D. A (in.)	B. (in.)	Std. Ctn.	Std. Wt. (lbs.)
▶ E92CSH	1 1/2	1 3/4	20	3
▶ E92CSJ	2	2 13/32	25	6
▶ E92CSL	3	3 13/32	25	8
▶ E92CSN	4	4 13/32	18	8
▶ E92CSP	5	5 13/32	15	8
▶ E92CSR	6	6 13/32	12	8

Four knock-out type socket openings, 90° spacing. Available with 1/2" or 3/4" socket outlets. Includes cover and gasket.

Note: Not fixture rated.

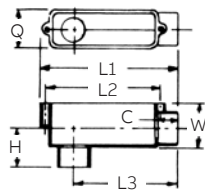


Conduit bodies Type X with cover

Cat. No.	Size (in.)	Vol. (cu.in.)	Std. Ctn.
▶ E970CD	1/2	15.16	15
E970CE	3/4	15.16	15

Supplied with four stainless steel cover screws. Diameter 4 1/8", thickness 1/4". Not designed for use with wiring devices or light fixtures.

Feature unthreaded hubs and textured lids with foam-in-place gaskets.



Conduit bodies - Type LB

**SP**  
LR31146

**UL**  
LISTED  
E11461  
Except where noted by ▶

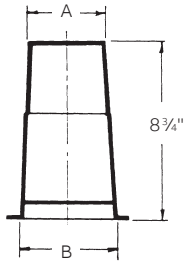
Cat. No.	Size (in.)	Std. Ctn.	Dimensions (in.)							
			Typical max.		Typical		Max. H	Max. Q	Max. W	Vol. Cu. (in.)
			C	L1	L2	L3				
E986D	1/2	25	1 1/16	4 5/16	3 7/32	3 1/16	1 5/16	1 11/32	1 1/2	4.0
E986E	3/4	15	2 9/32	6 9/32	5 9/32	4 25/32	1 25/32	1 3/4	2 1/32	12.0
E986F	1	10	2 9/32	6 9/32	5 9/32	4 25/32	1 25/32	1 3/4	2 1/32	12.0
E986G	1 1/4	10	1 3/32	7 31/32	6 13/32	6	2 5/16	2 1/2	2 3/4	32.0
E986H	1 1/2	10	1 3/32	7 31/32	6 13/32	6	2 5/16	2 1/2	2 3/4	32.0
E986J	2	10	1 5/32	9 31/32	8 13/32	7 1/4	2 9/16	3 5/32	3 15/32	63.0
▶ E986K	2 1/2	4	1 5/8	14 7/8	13 1/4	11 31/32	3 3/4	4 11/32	4 5/8	210
▶ E986L	3	4	1 5/8	14 7/8	13 1/4	11 31/32	3 3/4	4 11/32	4 5/8	210
▶ E986M	3 1/2	4	1 25/32	17 23/32	15 7/8	14 17/64	4 7/16	5 11/32	5 21/32	390
▶ E986N	4	4	1 25/32	17 23/32	15 7/8	14 17/64	4 7/16	5 11/32	5 21/32	390

Note: Covers are not sold as separate item.

## Conduit bodies and fittings

For use with Schedule 40 and 80 conduit

HOLFORM™ non-metallic concrete sleeve forms are the easy way to form holes in concrete. They install in seconds with nails, screws or staples and are easily removed. Concrete will not adhere to them. Sleeves are adjustable to any slab thickness.



**SP**  
LR31146  
Except where noted by †

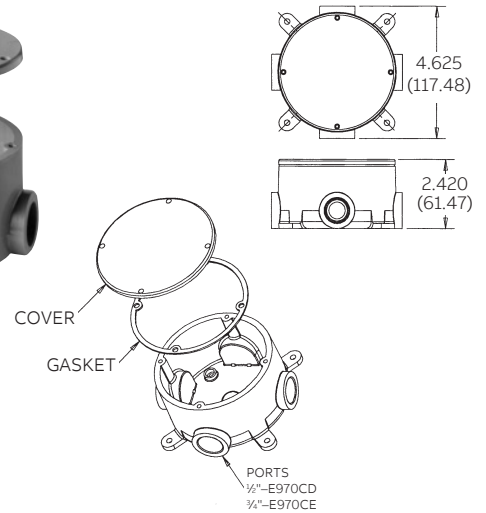
**UL**  
LISTED  
E23018  
Except where noted by ▶

HOLFORM™ Concrete sleeves

Cat. No.	Min. O.D. A (in.)	B. (in.)	Std. Ctn.	Std. Wt. (lbs.)
▶ E92CSH	1 1/2	1 3/4	20	3
▶ E92CSJ	2	2 13/32	25	6
▶ E92CSL	3	3 13/32	25	8
▶ E92CSN	4	4 13/32	18	8
▶ E92CSP	5	5 13/32	15	8
▶ E92CSR	6	6 13/32	12	8

Four knock-out type socket openings, 90° spacing. Available with 1/2" or 3/4" socket outlets. Includes cover and gasket.

Note: Not fixture rated.

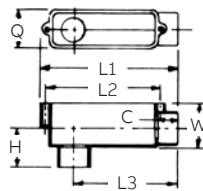


Conduit bodies Type X with cover

Cat. No.	Size (in.)	Vol. (cu.in.)	Std. Ctn.
▶ E970CD	1/2	15.16	15
E970CE	3/4	15.16	15

Supplied with four stainless steel cover screws. Diameter 4 1/8", thickness 1/4". Not designed for use with wiring devices or light fixtures.

Feature unthreaded hubs and textured lids with foam-in-place gaskets.



Conduit bodies - Type LB

**SP**  
LR31146

**UL**  
LISTED  
E11461  
Except where noted by ▶

Cat. No.	Size (in.)	Std. Ctn.	Dimensions (in.)							
			Typical max.		Typical		Max. H	Max. Q	Max. W	Vol. Cu. (in.)
			C	L1	L2	L3				
E986D	1/2	25	1 1/16	4 5/16	3 7/32	3 1/16	1 5/16	1 11/32	1 1/2	4.0
E986E	3/4	15	2 9/32	6 9/32	5 9/32	4 25/32	1 25/32	1 3/4	2 1/32	12.0
E986F	1	10	2 9/32	6 9/32	5 9/32	4 25/32	1 25/32	1 3/4	2 1/32	12.0
E986G	1 1/4	10	1 3/32	7 31/32	6 13/32	6	2 5/16	2 1/2	2 3/4	32.0
E986H	1 1/2	10	1 3/32	7 31/32	6 13/32	6	2 5/16	2 1/2	2 3/4	32.0
E986J	2	10	1 5/32	9 31/32	8 13/32	7 1/4	2 9/16	3 5/32	3 15/32	63.0
▶ E986K	2 1/2	4	1 5/8	14 7/8	13 1/4	11 31/32	3 3/4	4 11/32	4 5/8	210
▶ E986L	3	4	1 5/8	14 7/8	13 1/4	11 31/32	3 3/4	4 11/32	4 5/8	210
▶ E986M	3 1/2	4	1 25/32	17 23/32	15 7/8	14 17/64	4 7/16	5 11/32	5 21/32	390
▶ E986N	4	4	1 25/32	17 23/32	15 7/8	14 17/64	4 7/16	5 11/32	5 21/32	390

Note: Covers are not sold as separate item.