

## Conduit Bodies and Fittings (for use with Schedule 40 and 80 Conduit)

### Flat Sealing Washers

Where a waterproof termination is required into any enclosure (metallic or non-metallic), install the neoprene washer over the threads of a terminal adapter before inserting into the enclosure. Use a standard locknut or threaded bushing to secure the assembly.

CAT. NO.	SIZE (IN.)	STD. CTN.
▶ E943DW	½	125
▶ E943EW	¾	125
▶ E943FW	1	100
▶ E943GW	1¼	50
▶ E943HW	1½	50
E943JW	2	25

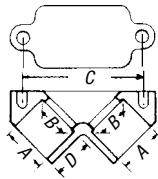


### PVC Lock Nuts

CAT. NO.	SIZE (IN.)	STD. CTN.
▶ LT9LD	½	1200
▶ LT9LE	¾	700
▶ LT9LF	1	600



### Access Pull Elbows



CAT. NO.	SIZE (IN.)	STD. CTN.	A (IN.) TYPICAL	B (IN.) TYPICAL	C (IN.) TYPICAL	D (IN.) TYPICAL
† E990D	½	75	.852	.836	2.187	.718
† E990E	¾	50	1.064	1.046	2.531	.781

Gasket included.

### HOLFORM™ Concrete Sleeves

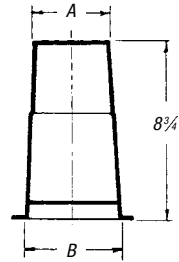
HOLFORM™ non-metallic concrete sleeve forms are the easy way to form holes in concrete. They install in seconds with nails, screws or staples and are easily removed. Concrete will not adhere to them. Sleeves are adjustable to any slab thickness.



LR31146  
Except where noted by †



LISTED E23018  
Except where noted by ▶

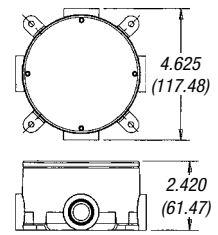
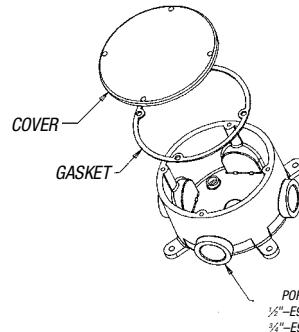


CAT. NO.	MIN. O.D. A (IN.)	B (IN.)	STD. CTN.	STD. WT. (LBS.)
† ▶ E92CSH	1½	1¾	20	3
† ▶ E92CSJ	2	2 13/32	25	6
† ▶ E92CSL	3	3 13/32	25	8
† ▶ E92CSN	4	4 13/32	18	8
† ▶ E92CSP	5	5 13/32	15	8
† ▶ E92CSR	6	6 13/32	12	8

### Conduit Bodies Type X with Cover

Four knock-out type socket openings, 90° spacing. Available with ½" or ¾" socket outlets. Includes cover and gasket.

Note: Not fixture rated.



CAT. NO.	SIZE (IN.)	VOL. CU. IN.	STD. CTN.
▶ E970CD	½	15.16	15
E970CE	¾	15.16	15

Supplied with four stainless steel cover screws. Diameter 4 1/8", thickness 1/4". Not designed for use with wiring devices or light fixtures.

## Conduit Bodies and Fittings (for use with Schedule 40 and 80 Conduit)

### Flat Sealing Washers

Where a waterproof termination is required into any enclosure (metallic or non-metallic), install the neoprene washer over the threads of a terminal adapter before inserting into the enclosure. Use a standard locknut or threaded bushing to secure the assembly.

CAT. NO.	SIZE (IN.)	STD. CTN.
▶ E943DW	½	125
▶ E943EW	¾	125
▶ E943FW	1	100
▶ E943GW	1¼	50
▶ E943HW	1½	50
E943JW	2	25

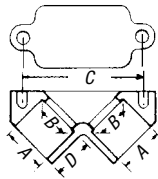


### PVC Lock Nuts

CAT. NO.	SIZE (IN.)	STD. CTN.
▶ LT9LD	½	1200
▶ LT9LE	¾	700
▶ LT9LF	1	600



### Access Pull Elbows



CAT. NO.	SIZE (IN.)	STD. CTN.	A (IN.) TYPICAL	B (IN.) TYPICAL	C (IN.) TYPICAL	D (IN.) TYPICAL
† E990D	½	75	.852	.836	2.187	.718
† E990E	¾	50	1.064	1.046	2.531	.781

Gasket included.

### HOLFORM™ Concrete Sleeves

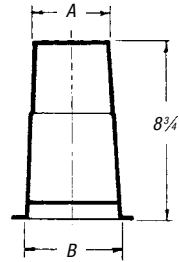
HOLFORM™ non-metallic concrete sleeve forms are the easy way to form holes in concrete. They install in seconds with nails, screws or staples and are easily removed. Concrete will not adhere to them. Sleeves are adjustable to any slab thickness.



LR31146  
Except where noted by †



LISTED E23018  
Except where noted by ▶

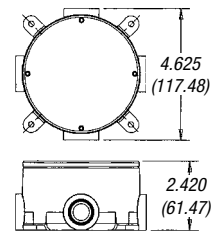
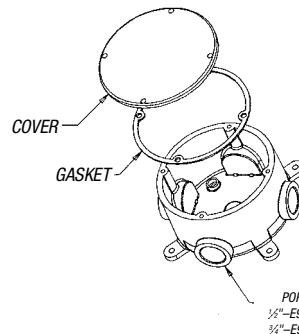


CAT. NO.	MIN. O.D. A (IN.)	B (IN.)	STD. CTN.	STD. WT. (LBS.)
† ▶ E92CSH	1½	1¾	20	3
† ▶ E92CSJ	2	2 13/32	25	6
† ▶ E92CSL	3	3 13/32	25	8
† ▶ E92CSN	4	4 13/32	18	8
† ▶ E92CSP	5	5 13/32	15	8
† ▶ E92CSR	6	6 13/32	12	8

### Conduit Bodies Type X with Cover

Four knock-out type socket openings, 90° spacing. Available with ½" or ¾" socket outlets. Includes cover and gasket.

Note: Not fixture rated.



CAT. NO.	SIZE (IN.)	VOL. CU. IN.	STD. CTN.
▶ E970CD	½	15.16	15
E970CE	¾	15.16	15

Supplied with four stainless steel cover screws. Diameter 4 1/8", thickness 1/4". Not designed for use with wiring devices or light fixtures.