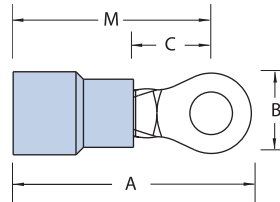


Ring Terminals



- Complete line of installing tools engineered to match tool with terminal
- First to gain military approval for pressure connections... many styles available for military applications
- Sta-Kon® products exceed test specification requirements of military, UL and CSA
- Include extra metal sleeve to grip insulation
- Vinyl insulated and bare Sta-Kon® terminals feature brazed seam wire barrels that can be crimped at any place on the barrel circumference
- Can be installed with crimping tools having a single indenter or double indenter (recommended for solid wire)
- Serrated barrel increases grip on wire
- Wire range identification on the tongue of each terminal
- Constructed of electrolytic copper for high conductivity

Nylon-Insulated Ring Terminals



Cat. No.	Pkg. Qty.	Wire Range	Max. Ins. (in.)	Bolt Hole	Rec. Tool	Dimensions (in.)				Stock Thick. (in.)
						A	B	C	M	
RZ22-2**	100	26-22	0.083	#2	ERG4006	0.57	0.14	0.13	0.49	0.02
RZ22-4**	100	26-22	0.083	#4		0.65	0.21	0.20	0.54	
RZ22-6**	100	26-22	0.083	#6		0.65	0.21	0.20	0.54	
RZ22-8**	100	26-22	0.083	#8		0.75	0.25	0.23	0.62	
RZ22-10**	100	26-22	0.083	#10		0.75	0.25	0.23	0.62	
RAX23*	1,000	26-24	0.125	#2	WT145A	0.66	0.14	0.14	0.59	0.03
RAX43*	1,000	26-24	0.125	#4		0.74	0.20	0.19	0.64	
RAX63*	1,000	26-24	0.125	#6		0.84	0.25	0.22	0.72	
RAX83*	1,000	26-24	0.125	#8		0.84	0.25	0.22	0.72	
RAX103*	1,000	26-24	0.125	#10		0.84	0.25	0.24	0.72	
RA18-4	100	22-16	0.136	#4	ERG4001	0.72	0.23	0.14	0.59	0.03
RA323	1,000	22-16	0.136	#4		0.72	0.23	0.14	0.59	
RA333	1,000	22-16	0.136	#6		0.72	0.23	0.14	0.59	
RA18-6	100	22-16	0.136	#6		0.86	0.26	0.25	0.71	

Cat. No.	Pkg. Qty.	Wire Range	Max. Ins. (in.)	Bolt Hole	Rec. Tool	Dimensions (in.)				Stock Thick. (in.)
						A	B	C	M	
RA853	1,000	22-16	0.136	#6	WT145A	0.86	0.26	0.25	0.71	0.03
RA18-8	100			#8		0.89	0.26	0.25	0.71	
RA833	1,000			#8		0.86	0.26	0.25	0.71	
RA863	1,000			#8		0.89	0.26	0.25	0.71	
RA18-10	100			#10		0.89	0.31	0.25	0.71	
RA873	1,000			#10	0.89	0.31	0.25	0.71		
RA18-14	100			1/4 in.	1.10	0.46	0.31	0.84		
RA713	1,000			1/4 in.	1.10	0.46	0.31	0.84		
RA18-516	100			5/16 in.	1.10	0.46	0.31	0.84		
RA723	1,000			5/16 in.	1.10	0.46	0.31	0.84		
RA18-38	100			3/8 in.	1.20	0.53	0.35	0.87		
RA733	1,000			3/8 in.	1.20	0.53	0.35	0.87		
RA18-12	100			1/2 in.	1.30	0.72	0.50	0.92		
RA753	1,000			1/2 in.	1.30	0.72	0.50	0.92		

* Not listed by UL or CSA

** CSA Certified only


Most standard bulk catalogue numbers can be put on Mylar Tape for reel feed applications (i.e. 12050 tool and application). Please put the suffix M for Mylar tape i.e. RA2573M.

Ring Terminals

Nylon-Insulated Ring Terminals



Cat. No.	Pkg. Qty.	Wire Range	Max. Ins. (in.)	Bolt Hole	Rec. Tool	Dimensions (in.)				Stock Thick. (in.)
						A	B	C	M	
RB14-4	100	18-14	0.162	#4	ERG4001	0.72	0.26	0.14	0.59	0.03
RB1323	1,000			#4		0.72	0.26	0.14	0.59	
RB14-6	100			#6		0.89	0.31	0.25	0.71	
RB853	1,000			#6		0.89	0.31	0.25	0.71	
RB1333	1,000			#6		0.74	0.26	0.14	0.59	
RB14-8	100			#8		0.89	0.31	0.25	0.71	
RB863	1,000			#8		0.89	0.31	0.25	0.71	
RB14-10	100			#10		0.89	0.31	0.25	0.71	
RB873	1,000			#10		0.89	0.31	0.25	0.71	
RB14-14	100			1/4 in.		1.08	0.47	0.31	0.81	
RB713	1,000			1/4 in.		1.08	0.47	0.31	0.81	
RB14-516	100			5/16 in.		1.08	0.47	0.31	0.84	
RB723	1,000			5/16 in.		1.08	0.47	0.31	0.84	
RB14-38	100			3/8 in.		1.17	0.53	0.35	0.87	
RB733	1,000			3/8 in.		1.17	0.53	0.35	0.87	
RB14-12	100			1/2 in.		1.25	0.72	0.50	0.90	
RB753	1,000	1/2 in.	1.25	0.72	0.50	0.90				

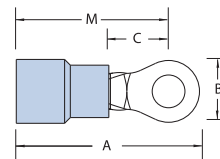


Cat. No.	Pkg. Qty.	Wire Range	Max. Ins. (in.)	Bolt Hole	Rec. Tool	Dimensions (in.)				Stock Thick. (in.)
						A	B	C	M	
RC10-6	50	12-10	0.210	#6	ERG4001	1.00	0.37	0.27	0.81	0.04
RC333	500			#6		1.00	0.37	0.27	0.81	
RC10-8	50			#8		1.00	0.37	0.27	0.81	
RC863	500			#8		1.00	0.37	0.27	0.81	
RC10-10	50			#10		1.00	0.37	0.27	0.81	
RC363	500			#10		1.00	0.37	0.27	0.81	
RC10-14	50			1/4 in.		1.12	0.53	0.32	0.86	
RC713	500			1/4 in.		1.12	0.53	0.32	0.86	
RC10-516	50			5/16 in.		1.21	0.53	0.31	0.94	
RC703	500			5/16 in.		1.21	0.53	0.31	0.94	
RC10-38	50			3/8 in.		1.27	0.59	0.35	0.98	
RC733	500			3/8 in.		1.27	0.59	0.35	0.98	
RC10-12	50			1/2 in.		1.37	0.72	0.52	1.02	
RC753	500			1/2 in.		1.37	0.72	0.52	1.02	

Nylon-Insulated Ring Terminals — Expanded Entry



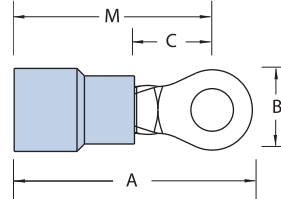
Cat. No.	Pkg. Qty.	Wire Range	Max. Ins. (in.)	Bolt Hole	Rec. Tool	Dimensions (in.)				Stock Thick. (in.)
						A	B	C	M	
RB14-4X	100	18-14	0.190	#4	ER4001	0.80	0.26	0.14	0.67	0.03
RB14-6X	100			#6		0.95	0.31	0.25	0.79	
RB854	1,000			#6		0.95	0.31	0.25	0.79	
RB14-8X	100			#8		0.95	0.31	0.25	0.79	
RB864	1,000			#8		0.95	0.31	0.25	0.79	
RB14-10X	100			#10		0.95	0.31	0.25	0.79	
RB874	1,000			#10		0.95	0.31	0.25	0.79	
RB14-14X	100			1/4 in.		1.16	0.47	0.31	0.92	
RB714	1,000			1/4 in.		1.16	0.47	0.31	0.92	
RB14-516X	100			5/16 in.		1.16	0.47	0.31	0.92	
RB724	1,000			5/16 in.		1.16	0.47	0.31	0.92	
RB14-38X	100			3/8 in.		1.25	0.53	0.42	0.95	
RB734	1,000			3/8 in.		1.25	0.53	0.42	0.95	



Cat. No.	Pkg. Qty.	Wire Range	Max. Ins. (in.)	Bolt Hole	Rec. Tool	Dimensions (in.)				Stock Thick. (in.)
						A	B	C	M	
RC10-6X	50	12-10	0.250	#6	ERG4001	1.10	0.37	0.27	0.91	0.04
RC334	500			#6		1.10	0.37	0.27	0.91	
RC10-8X	50			#8		1.10	0.37	0.27	0.91	
RC864	500			#8		1.10	0.37	0.27	0.91	
RC10-10X	50			#10		1.10	0.37	0.27	0.91	
RC364	500			#10		1.10	0.37	0.27	0.91	
RC10-14X	50			1/4 in.		1.22	0.53	0.32	0.96	
RC714	500			1/4 in.		1.22	0.53	0.32	0.96	
RC10-516X	50			5/16 in.		1.32	0.53	0.31	1.05	
RC704	500			5/16 in.		1.32	0.53	0.31	1.05	
RC10-38X	50			3/8 in.		1.38	0.59	0.48	1.09	
RC734	500			3/8 in.		1.38	0.59	0.48	1.09	
RC10-12X	50			1/2 in.		1.48	0.72	0.52	1.13	

Ring Terminals

Nylon-Insulated Large Ring Terminals



Cat. No.	Pkg. Qty.	Wire Range	Max. Ins. (in.)	Bolt Hole	Rec. Tool	Dimensions (in.)				Stock Thick. (in.)			
						A	B	C	M				
Flex Class 41/24													
RD167	200	8	0.340	#8	ERG4007	1.48	0.42	0.28	1.29	0.04			
RD8-10	25			#10		1.48	0.42	0.28	1.29				
RD367	200			#10		1.48	0.42	0.28	1.29				
RD8-14	25			1/4 in.		1.54	0.46	0.36	1.32				
RD717	200			1/4 in.		1.54	0.46	0.36	1.32				
RD8-516	25			5/16 in.		1.63	0.57	0.36	1.35				
RD727	200			5/16 in.		1.63	0.57	0.36	1.35				
RD8-38	25			3/8 in.		1.63	0.57	0.36	1.35				
RD737	200			3/8 in.		1.63	0.57	0.36	1.35				
RD8-12*	25			1/2 in.		1.79	0.82	0.55	1.39				
RD757*	200			1/2 in.		1.79	0.82	0.55	1.39				
RD10161	200			8AN		0.270	#8	ERG4007	1.40		0.41	0.24	1.20
RD10361	200						#10		1.40		0.41	0.24	1.20
RD10711	200						1/4 in.		1.45		0.45	0.27	1.22
RD10721	200	5/16 in.	1.53		0.56		0.34		1.25				
RD10731	200	3/8 in.	1.53		0.56		0.34		1.25				
Flex Class 63/24													
RE6-10	20	6	0.420	#10	ERG4007	1.65	0.49	0.28	1.40	0.04			
RE267	200			#10		1.65	0.49	0.28	1.40				
RE6-14	20			1/4 in.		1.65	0.49	0.28	1.40				
RE717	200			1/4 in.		1.65	0.49	0.28	1.40				
RE6-516	20			5/16 in.		1.76	0.61	0.34	1.47				
RE727	200			5/16 in.		1.76	0.61	0.34	1.47				
RE6-38	20			3/8 in.		1.76	0.61	0.34	1.47				
RE737	200			3/8 in.		1.76	0.61	0.34	1.47				
RE6-12*	20			1/2 in.		1.83	0.82	0.55	1.43				
RE757*	200			1/2 in.		1.83	0.82	0.55	1.43				
RE10261	200			6AN		0.315	#10	ERG4007	1.55		0.49	0.24	1.31
RE10711	200						1/4 in.		1.55		0.49	0.27	1.31
RE10721	200						5/16 in.		1.70		0.60	0.34	1.40
RE10731	200						3/8 in.		1.70		0.60	0.34	1.40
Flex Class 105/24													
RF4-10	15	4	0.510	#10	TBM6S	1.76	0.56	0.36	1.49	0.04			
RF267	100			#10		1.76	0.56	0.36	1.49				
RF4-14	15			1/4 in.		1.76	0.56	0.36	1.49				
RF717	100			1/4 in.		1.76	0.56	0.36	1.49				
RF4-516	15			5/16 in.		1.84	0.62	0.35	1.53				
RF727	100			5/16 in.		1.84	0.62	0.35	1.53				
RF4-38	15			3/8 in.		1.84	0.62	0.35	1.53				
RF737	100			3/8 in.		1.84	0.62	0.35	1.53				
RF757*	100			1/2 in.		1.90	0.82	0.55	1.49				
RF10261	100			4AN		0.380	#10	TBM6S	1.78		0.55	0.30	1.51
RF10711	100						1/4 in.		1.78		0.55	0.30	1.51
RF10721	100						5/16 in.		1.80		0.62	0.34	1.49
RF10731	100						3/8 in.		1.80		0.62	0.34	1.49

Cat. No.	Pkg. Qty.	Wire Range	Max. Ins. (in.)	Bolt Hole	Rec. Tool	Dimensions (in.)				Stock Thick. (in.)		
						A	B	C	M			
RG2-10	10	2	0.588	#10	TBM6S	2.15	0.69	0.40	1.83	0.05		
RG267	50			#10		2.15	0.69	0.40	1.83			
RG2-14	10			1/4 in.		2.15	0.69	0.40	1.83			
RG717	50			1/4 in.		2.15	0.69	0.40	1.83			
RG2-516	10			5/16 in.		2.15	0.69	0.40	1.83			
RG727	50			5/16 in.		2.15	0.69	0.40	1.83			
RG2-38	10			3/8 in.		2.15	0.69	0.40	1.83			
RG737	50			3/8 in.		2.15	0.69	0.40	1.83			
RG2-12	10			1/2 in.		2.35	0.80	0.49	1.93			
RG757	50			1/2 in.		2.35	0.80	0.49	1.93			
RG9711	50			2AN		0.453	1/4 in.	2.07	0.69		0.40	1.74
RG9731	50						3/8 in.	2.07	0.69		0.40	1.74
RG9751	50						1/2 in.	2.26	0.80		0.49	1.84
RH717	50						1/4 in.	2.14	0.77		0.43	1.81
RH727	50	5/16 in.	2.14		0.77		0.43	1.81				
RH737	50	1/0	0.629	3/8 in.	2.14	0.77	0.43	1.81				
RH757	50			1/2 in.	2.34	0.77	0.54	1.90				
RH9711	50			1/4 in.	2.14	0.77	0.44	1.81				
RH9731	50			3/8 in.	2.14	0.77	0.44	1.81				
RH9751	50			1/2 in.	2.34	0.77	0.54	1.90				
RJ717	100	1AN	0.500	1/4 in.	2.34	0.83	0.46	1.96				
RJ727	100			5/16 in.	2.34	0.83	0.46	1.96				
RJ737	100			3/8 in.	2.34	0.83	0.46	1.96				
RJ757	100			1/2 in.	2.48	0.89	0.54	2.03				
RJ9711	50			1/4 in.	2.35	0.83	0.46	1.97				
RJ9731	50	1/0AN	0.550	3/8 in.	2.35	0.83	0.46	1.97				
RJ9751	50			1/2 in.	2.49	0.89	0.55	2.04				
RK717	25			1/4 in.	2.60	0.93	0.54	2.21				
RK727	25			3/0	2.60	0.93	0.54	2.21				
RK737	25			3/8 in.	2.60	0.93	0.54	2.21				
RK9731	100	2/0AN	0.610	3/8 in.	2.52	0.93	0.55	2.14				
RK9751	100			1/2 in.	2.60	0.93	0.55	2.15				
RL737	25			3/8 in.	2.83	1.04	0.57	2.35				
RL757	25			4/0	2.83	1.04	0.57	2.35				
RL9731	25			1/2 in.	2.83	1.04	0.57	2.35				
RL9751	25	3/0AN	0.680	3/8 in.	2.83	1.04	0.57	2.36				
RL9751	25			1/2 in.	2.83	1.04	0.57	2.36				
RM737	20			3/8 in.	3.00	1.13	0.65	2.51				
RM747	20			250kcmil	3.00	1.13	0.65	2.51				
RM757	20			1/2 in.	3.00	1.13	0.65	2.51				
RM9731	20	4/0AN	0.750	3/8 in.	3.00	1.13	0.66	2.51				
RM9751	20			1/2 in.	3.00	1.13	0.66	2.51				

*Braze Seam
AN=Aircraft Wire

Ring Terminals

Vinyl-Insulated Ring Terminals


Extra-length PVC sleeve offers extra protection



Cat. No.	Pkg. Qty.	Wire Range	Max. Ins. (in.)	Bolt Hole	Rec. Tool	Dimensions (in.)				Stock Thick. (in.)
						A	B	C	M	
18RA-4	100	22-16	0.150	#4	ERG4001	0.97	0.31	0.27	0.81	0.03
RA77	1,000			#4		0.97	0.31	0.27	0.81	
18RA-6	100			#6		0.94	0.25	0.27	0.81	
RA857	1,000			#6		0.94	0.25	0.27	0.81	
18RA-8	100			#8		0.97	0.31	0.27	0.81	
RA867	1,000			#8		0.97	0.31	0.27	0.81	
18RA-10	100			#10		0.97	0.31	0.27	0.81	
RA877	1,000			#10		0.97	0.31	0.27	0.81	
18RA-14	100			1/4 in.		1.13	0.50	0.37	0.88	
RA717	1,000			1/4 in.		1.13	0.50	0.37	0.88	
18RA-516	100			5/16 in.		1.13	0.50	0.37	0.88	
RA727	1,000			5/16 in.		1.13	0.50	0.37	0.88	
18RA-38	100			3/8 in.		1.24	0.54	0.37	0.91	
RA737	1,000			3/8 in.		1.24	0.54	0.37	0.91	
14RB-4	100	18-14	0.170	#4	ERG4001	0.94	0.25	0.27	0.81	0.03
RB1327	1,000			#4		0.94	0.25	0.27	0.81	
14RB-6	100			#6		0.97	0.31	0.27	0.81	
RB857	1,000			#6		0.97	0.31	0.27	0.81	
14RB-8	100			#8		0.97	0.31	0.27	0.81	
RB867	1,000			#8		0.97	0.31	0.27	0.81	
14RB-10	100			#10		0.97	0.31	0.27	0.81	
RB877	1,000			#10		0.97	0.31	0.27	0.81	
14RB-14	100			1/4 in.		1.14	0.50	0.38	0.89	
RB717	1,000			1/4 in.		1.14	0.50	0.38	0.89	
14RB-516	100			5/16 in.		1.15	0.50	0.38	0.89	
RB727	1,000			5/16 in.		1.15	0.50	0.38	0.89	
14RB-38	100			3/8 in.		1.16	0.54	0.38	0.91	
RB737	1,000			3/8 in.		1.16	0.54	0.38	0.91	
10RC-6	50	12-10	0.210	#6	ERG4001	1.06	0.31	0.27	0.90	0.04
RC337	500			#6		1.06	0.31	0.27	0.90	
10RC-8	50			#8		1.06	0.31	0.27	0.90	
RC777	500			#8		1.06	0.31	0.27	0.90	
10RC-10	50			#10		1.06	0.31	0.27	0.90	
RC367	500			#10		1.06	0.31	0.27	0.90	
10RC-14	50			1/4 in.		1.16	0.50	0.27	0.90	
RC717	500			1/4 in.		1.16	0.50	0.27	0.90	
10RC-516	50			5/16 in.		1.17	0.50	0.37	0.92	
RC707	500			5/16 in.		1.17	0.50	0.37	0.92	
10RC-38	50			3/8 in.		1.29	0.59	0.44	0.99	
RC737	500			3/8 in.		1.29	0.59	0.44	0.99	

Vinyl-Insulated Ring Terminals – Expanded Insulation

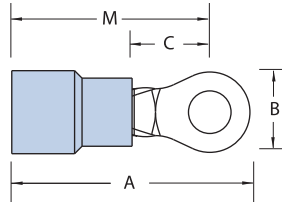
A wider wire entry for heavy-wall insulation



Cat. No.	Pkg. Qty.	Wire Range	Max. Ins. (in.)	Bolt Hole	Rec. Tool	Dimensions (in.)				Stock Thick. (in.)				
						A	B	C	M					
18RA-4X	100	22-16	0.170	#4	ERG4001	0.97	0.31	0.27	0.81	0.03				
18RA-6X	100			#6		0.97	0.31	0.27	0.81					
18RA-8X	100			#8		0.97	0.31	0.27	0.81					
18RA-38X	100			3/8 in.		1.15	0.54	0.35	0.90					
RA857-170	1,000			#6		0.97	0.31	0.27	0.81					
RA867-170	1,000			#8		0.97	0.31	0.27	0.81					
18RA-10X	1,000			#10		0.97	0.31	0.27	0.81					
RA877-170	1,000			#10		0.97	0.31	0.27	0.81					
18RA-14X	100			1/4 in.		1.13	0.50	0.37	0.88					
RA727-170	1,000			5/16 in.		1.13	0.50	0.37	0.88					
14RB-4X	100			18-14		0.200	#4	ERG4001	0.94		0.25	0.27	0.81	0.03
14RB-6X	100						#6		0.97		0.31	0.27	0.81	
RB857-200	1,000						#6		0.97		0.31	0.27	0.81	
14RB-8X	100						#8		0.97		0.31	0.27	0.81	
RB867-200	1,000	#8	0.97		0.31		0.27		0.81					
14RB-10X	100	#10	0.97		0.31		0.27		0.81					
RB877-200	1,000	#10	0.97		0.31		0.27		0.81					
14RB-14X	100	1/4 in.	1.14		0.50		0.38		0.89					
RB717-200	1,000	1/4 in.	1.14		0.50		0.38		0.89					
14RB-516X	100	5/16 in.	1.15		0.50		0.38		0.89					
14RB-38X	100	3/8 in.	1.16		0.54		0.35		0.91					
10RC-6X	50	12-10	0.250		#6		ERG4001		1.06	0.31	0.27	0.90	0.04	
RC337-250	500				#6				1.06	0.31	0.27	0.90		
10RC-8X	50				#8				1.06	0.31	0.27	0.90		
RC777-250	500			#8	1.06	0.31		0.27	0.90					
10RC-10X	50			#10	1.06	0.31		0.27	0.90					
RC367-250	500			#10	1.06	0.31		0.27	0.90					
10RC-14X	50			1/4 in.	1.16	0.50		0.27	0.90					
RC717-250	500			1/4 in.	1.16	0.50		0.27	0.90					
10RC-516X	50			5/16 in.	1.17	0.50		0.37	0.92					
10RC-38X	50			3/8 in.	1.29	0.59		0.44	0.99					
RC737-250	500			3/8 in.	1.29	0.59		0.44	0.99					

Ring Terminals

Vinyl-Insulated Large Ring Terminals



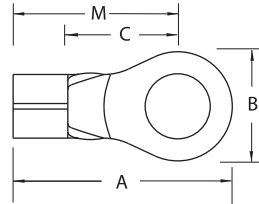
Cat. No.	Wire Range	Max. Ins. (in.)	Bolt Hole	Rec. Tool	Dimensions (in.)				Stock Thick. (in.)	
					A	B	C	M		
RDV167	8	0.340	#8	ERG4007	1.36	0.42	0.28	1.17	0.04	
RDV367			#10		1.36	0.42	0.28	1.17		
RDV717			1/4 in.		1.42	0.46	0.36	1.20		
RDV727			5/16 in.		1.51	0.57	0.36	1.23		
RDV737			3/8 in.		1.51	0.57	0.36	1.23		
RDV757*			1/2 in.		TBM6S	1.67	0.82	0.55		1.27
REV267	6	0.390	#10	ERG4007	1.48	0.45	0.28	1.23		
REV717			1/4 in.		1.48	0.49	0.28	1.23		
REV727			5/16 in.		1.59	0.61	0.34	1.30		
REV737			3/8 in.		1.59	0.61	0.34	1.30		
REV757*			1/2 in.		TBM6S	1.66	0.82	0.55		1.26

*Brazeed Seam

Ring Terminals

Non-Insulated Ring Terminals

Constructed of electrolytic copper for high conductivity!

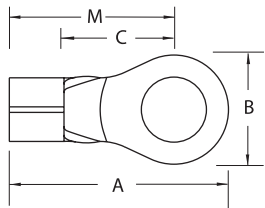


Cat. No.	Pkg. Qty.	Wire Range	Bolt Hole	Rec. Tool	Dimensions (in.)				Stock Thick. (in.)
					A	B	C	M	
A18-4	100	22-16	#4	ERG4002	0.75	0.31	0.27	0.59	0.03
A18-6	100		#6		0.72	0.25	0.27	0.59	
A85	1,000		#6		0.72	0.25	0.27	0.59	
A18-8	100		#8		0.75	0.31	0.27	0.59	
A86	1,000		#8		0.75	0.31	0.27	0.59	
A18-10	100		#10		0.75	0.31	0.27	0.59	
A87	1,000		#10		0.75	0.31	0.27	0.59	
A18-14	100		1/4 in.		0.92	0.50	0.37	0.67	
A71	1,000		1/4 in.		0.92	0.50	0.37	0.67	
A18-516	100		5/16 in.		0.92	0.50	0.37	0.67	
A72	1,000		5/16 in.		0.92	0.50	0.37	0.67	
A18-38	100		3/8 in.		0.99	0.54	0.35	0.67	
A73	1,000		3/8 in.		0.99	0.54	0.35	0.67	
A18-12	100		1/2 in.		1.06	0.72	0.38	0.70	
A75	1,000		1/2 in.		1.06	0.72	0.38	0.70	
B14-4	100	18-14	#4	ERG4002 ERG4005	0.72	0.25	0.27	0.59	0.04
B132	1,000		#4		0.72	0.25	0.27	0.59	
B14-6	100		#6		0.72	0.25	0.27	0.59	
B133	1,000		#6		0.72	0.25	0.27	0.59	
B14-8	100		#8		0.75	0.31	0.27	0.59	
B86	1,000		#8		0.75	0.31	0.27	0.59	
B14-10	100		#10		0.75	0.31	0.27	0.59	
B87	1,000		#10		0.75	0.31	0.27	0.59	
B14-14	100		1/4 in.		0.93	0.50	0.38	0.68	

Cat. No.	Pkg. Qty.	Wire Range	Bolt Hole	Rec. Tool	Dimensions (in.)				Stock Thick. (in.)
					A	B	C	M	
B71	1,000	18-14	1/4 in.	ERG4002 ERG4005	0.93	0.50	0.38	0.68	0.03
B14-516	100		5/16 in.		0.93	0.50	0.38	0.68	
B72	1,000		5/16 in.		0.93	0.50	0.38	0.68	
B14-38	100		3/8 in.		0.96	0.54	0.35	0.68	
B73	1,000		3/8 in.		0.96	0.54	0.35	0.68	
B14-12	100		1/2 in.		1.06	0.72	0.38	0.70	
B75-TB	1,000		1/2 in.		1.06	0.72	0.38	0.70	
B85	1,000		#6		0.75	0.31	0.27	0.59	
B134	1,000		#8		0.72	0.25	0.27	0.59	
C10-6-SK	50		#6		0.82	0.31	0.27	0.66	
C33	500	#6	0.82	0.31	0.27	0.66			
C10-8-SK	50	#8	0.82	0.31	0.27	0.66			
C77	500	#8	0.82	0.31	0.27	0.66			
C10-10	50	#10	0.85	0.38	0.27	0.66			
C26	500	#10	0.85	0.38	0.27	0.66			
C36	500	#10	0.82	0.31	0.27	0.66			
C10-14	50	1/4 in.	0.91	0.50	0.27	0.66			
C71	500	1/4 in.	0.91	0.50	0.27	0.66			
C10-516	50	5/16 in.	0.98	0.50	0.38	0.73			
C70	500	5/16 in.	0.98	0.50	0.38	0.73			
C72	500	5/16 in.	1.10	0.59	0.45	0.80			
C10-38	50	3/8 in.	1.10	0.59	0.45	0.80			
C73	500	3/8 in.	1.10	0.59	0.45	0.80			
C10-12	50	1/2 in.	1.21	0.72	0.38	0.84			
C75	500	1/2 in.	1.21	0.72	0.38	0.84			

Ring Terminals

Non-Insulated Large Ring Terminals — Brazed Seam



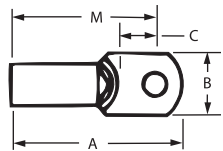
Cat. No.	Pkg. Qty.	Wire Range	Bolt Hole	Rec. Tool	Dimensions (in.)				Stock Thick. (in.)
					A	B	C	M	
D8-10	25	8	#10	TBM6S	1.09	0.42	0.34	0.90	0.06
D36	200		#10		1.09	0.42	0.34	0.90	
D26	200		#10		1.13	0.48	0.36	0.90	
D8-14-SK	25		1/4 in.		1.13	0.48	0.36	0.90	
D71	200		1/4 in.		1.13	0.48	0.36	0.90	
D8-516	25		5/16 in.		1.32	0.59	0.49	1.03	
D72	200		5/16 in.		1.32	0.59	0.49	1.03	
D8-38	25		3/8 in.		1.32	0.59	0.49	1.03	
D73	200		3/8 in.		1.32	0.59	0.49	1.03	
D8-12	25		1/2 in.		1.49	0.82	0.55	1.09	
D75	200	1/2 in.	1.49	0.82	0.55	1.09			
E6-10	20	6	#10	TBM6S	1.13	0.48	0.36	0.90	0.06
E26	200		#10		1.13	0.48	0.36	0.90	
E6-14	20		1/4 in.		1.13	0.48	0.36	0.90	
E71	200		1/4 in.		1.13	0.48	0.36	0.90	
E6-516	20		5/16 in.		1.32	0.60	0.49	1.03	



Cat. No.	Pkg. Qty.	Wire Range	Bolt Hole	Rec. Tool	Dimensions (in.)				Stock Thick. (in.)
					A	B	C	M	
E72	200	6	5/16 in.	TBM6S	1.32	0.60	0.49	1.03	0.06
E6-38	20		3/8 in.		1.32	0.60	0.49	1.03	
E73	200		3/8 in.		1.32	0.60	0.49	1.03	
E6-12	20		1/2 in.		1.49	0.82	0.55	1.08	
E75	200		1/2 in.		1.49	0.82	0.55	1.08	
F4-10	20		#10		1.16	0.48	0.36	0.93	
F26	200	#10	1.16	0.48	0.36	0.93			
F4-14	20	4	1/4 in.	TBM6S	1.16	0.48	0.36	0.93	0.07
F71-TB	200		1/4 in.		1.16	0.48	0.36	0.93	
F4-516	20		5/16 in.		1.35	0.60	0.49	1.06	
F72	200		5/16 in.		1.35	0.60	0.49	1.06	
F4-38	20		3/8 in.		1.35	0.60	0.49	1.06	
F73	200		3/8 in.		1.35	0.60	0.49	1.06	
F4-12	20	200	1/2 in.	TBM6S	1.52	0.82	0.55	1.11	0.07
F75	200		1/2 in.		1.52	0.82	0.55	1.11	

Non-Insulated Large Ring Terminals — Tubular

Select the configuration you need!



Cat. No.	Pkg. Qty.	Wire Range	Bolt Hole	Rec. Tool	Dimensions (in.)				Stock Thick. (in.)
					A	B	C	M	
D10161	200	8/8AN	#8	ERG4005	1.15	0.41	0.28	0.95	0.04
D10361	200		#10		1.15	0.41	0.28	0.95	
D10711	200		1/4 in.		1.20	0.45	0.36	0.97	
D10721	200		5/16 in.		1.28	0.56	0.36	1.00	
D10731	200		3/8 in.		1.28	0.56	0.36	1.00	
D975*	200		1/2 in.		1.46	0.83	0.49	1.06	
E10261	200		#10		1.26	0.49	0.24	1.02	
E10711	200		1/4 in.		1.26	0.49	0.27	0.99	
E10721	200		5/16 in.		1.38	0.60	0.34	1.04	
E10731	200		3/8 in.		1.38	0.60	0.34	1.04	
F10261	100	6/6AN	#10	ERG4005	1.37	0.55	0.30	1.07	0.04
F10711	100		1/4 in.		1.37	0.55	0.30	1.07	
F10721	100		5/16 in.		1.42	0.62	0.34	1.08	
F10731	100		3/8 in.		1.42	0.62	0.34	1.08	
F975*	200		1/2 in.		1.49	0.83	0.45	1.10	
G926	100		#10		1.59	0.69	0.40	1.26	
G2-14	10		1/4 in.		1.59	0.69	0.40	1.26	
G971	100		1/4 in.		1.59	0.69	0.40	1.26	
G2-516	10		5/16 in.		1.59	0.69	0.40	1.26	
G972	100		5/16 in.		1.59	0.69	0.40	1.26	
G2-38	10	2/2AN	3/8 in.	ERG4008	1.59	0.69	0.40	1.26	0.05
G973	100		3/8 in.		1.59	0.69	0.40	1.26	
G2-12	10		1/2 in.		1.79	0.80	0.49	1.36	
G975	100		1/2 in.		1.79	0.80	0.49	1.36	

*Brazed Seam

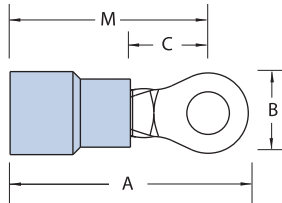
AN – Aircraft Wire



Cat. No.	Pkg. Qty.	Wire Range	Bolt Hole	Rec. Tool	Dimensions				Stock Thick. (in.)			
					A	B	C	M				
H10-14	10	1AN-1/0	1/4 in.	ERG4008	1.65	0.77	0.43	1.32	0.05			
H971	100		1/4 in.		1.65	0.77	0.43	1.32				
H972	100		5/16 in.		1.65	0.77	0.43	1.32				
H973	100		3/8 in.		1.65	0.77	0.43	1.32				
H975	100		1/2 in.		1.85	0.77	0.54	1.41				
J971	50		1/0AN-2/0		1/4 in.	TBM6S	1.94	0.84		0.48	1.53	0.06
J972	50	5/16 in.		1.94	0.84		0.48	1.53				
J20-38	10	3/8 in.		1.84	0.83		0.46	1.46				
J973	50	3/8 in.		1.99	0.84		0.53	1.58				
J974	50	7/16 in.		1.99	0.89		0.51	1.56				
J975	50	1/2 in.		1.99	0.89		0.51	1.56				
J976	50	5/8 in.		1.99	0.89		0.51	1.56				
K971	50	2/0AN-3/0		1/4 in.	TBM6S		2.08	0.93	0.54	1.69	0.06	
K972	50			5/16 in.			2.08	0.93	0.54	1.69		
K30-38	5			3/8 in.			2.08	0.93	0.54	1.69		
K973	50		3/8 in.	2.08		0.93	0.54	1.69				
K974	50		7/16 in.	2.08		0.93	0.54	1.70				
K975	50		1/2 in.	2.08		0.93	0.54	1.70				
L971	50	3/0AN-4/0	1/4 in.	TBM6S	2.25	1.04	0.57	1.77	0.07			
L972	50		5/16 in.		2.25	1.04	0.57	1.77				
L40-38	5		3/8 in.		2.25	1.04	0.57	1.77				
L973	50		3/8 in.		2.25	1.04	0.57	1.77				
L974	50		7/16 in.		2.25	1.04	0.57	1.77				
L975	50		1/2 in.		2.25	1.04	0.57	1.77				
M972	50	4/0AN-250kcmil	5/16 in.	TBM6S	2.28	1.12	0.62	1.90	0.07			
M250-38	5		3/8 in.		2.40	1.12	0.65	1.91				
M973	50		3/8 in.		2.40	1.12	0.65	1.91				
M974	50		7/16 in.		2.40	1.12	0.65	1.91				
M975	50		1/2 in.		2.40	1.12	0.65	1.91				

Ring Terminals

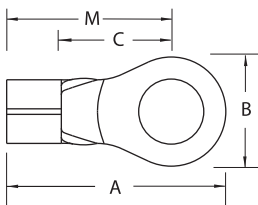
Insulated Heavy-Duty Ring Terminals



Cat. No.	Pkg. Qty.	Wire Range	Max. Ins. (in.)	Bolt Hole	Rec. Tool	Dimensions (in.)				Stock Thick. (in.)
						A	B	C	M	
Nylon										
RBC14-6	50	16-14 Heavy-duty	0.210	#6	WT2130A	0.98	0.25	0.29	0.85	0.05
RBC14-8	50	16-14 Heavy-duty		#8		1.04	0.39	0.29	0.85	
RBC863	500			#8		1.04	0.39	0.29	0.85	
RBC14-10	50	16-14 Heavy-duty		#10		1.04	0.39	0.29	0.85	
RBC14-14	50	16-14 Heavy-duty		1/4 in.		1.10	0.51	0.29	0.85	
RBC713	500			1/4 in.		1.10	0.51	0.29	0.85	
RBC14-516	50	16-14 Heavy-duty		5/16 in.		1.21	0.54	0.38	0.94	
RBC14-38	50	16-14 Heavy-duty		3/8 in.		1.26	0.63	0.38	0.94	
RBC14-12	50	16-14 Heavy-duty		1/2 in.		1.49	0.76	0.54	1.11	
RBC753	500			1/2 in.		1.49	0.76	0.54	1.11	
Vinyl										
14RBC-6	50	16-14 Heavy-duty	0.210	#6	WT2130A	1.06	0.25	0.29	0.93	0.05
RBC857	500			#6		1.06	0.25	0.29	0.93	
14RBC-8	50	16-14 Heavy-duty		#8		1.13	0.39	0.29	0.93	
RBC867	500			#8		1.13	0.39	0.29	0.93	
14RBC-10	50	16-14 Heavy-duty		#10		1.13	0.39	0.29	0.93	
RBC877	500			#10		1.13	0.39	0.29	0.93	
14RBC-14	50	16-14 Heavy-duty		1/4 in.		1.19	0.51	0.29	0.93	
RBC717	500			1/4 in.		1.19	0.51	0.29	0.93	
14RBC-516	50	16-14 Heavy-duty		5/16 in.		1.29	0.54	0.38	1.03	
RBC727	500			5/16 in.		1.29	0.54	0.38	1.03	
14RBC-38	50	16-14 Heavy-duty		3/8 in.		1.34	0.63	0.38	1.03	
RBC797	500			3/8 in.		1.34	0.63	0.38	1.03	
14RBC-12	50	16-14 Heavy-duty		1/2 in.		1.57	0.76	0.54	1.19	

Non-Insulated Heavy-Duty Ring Terminals

The heavy-duty terminal solution!

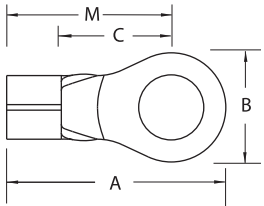


Cat. No.	Pkg. Qty.	Wire Range	Bolt Hole	Rec. Tool	Dimensions (in.)				Stock Thick. (in.)
					A	B	C	M	
BC14-6	50	16-14 Heavy-duty	#6	ERG4002 ERG4005	0.81	0.25	0.29	0.68	0.05
BC85	500		#6		0.81	0.25	0.29	0.68	
BC14-8	50	16-14 Heavy-duty	#8		0.87	0.39	0.29	0.68	
BC86	500		#8		0.87	0.39	0.29	0.68	
BC14-10	50	16-14 Heavy-duty	#10		0.87	0.39	0.29	0.68	
BC87	500		#10		0.87	0.39	0.29	0.68	
BC14-14	50	16-14 Heavy-duty	1/4 in.		0.93	0.51	0.29	0.68	
BC71	500		1/4 in.		0.93	0.51	0.29	0.68	
BC14-516	50	16-14 Heavy-duty	5/16 in.		1.04	0.54	0.38	0.77	
BC72	500		5/16 in.		1.04	0.54	0.38	0.77	
BC14-38	50	16-14 Heavy-duty	3/8 in.		1.09	0.63	0.38	0.77	
BC79	500		3/8 in.		1.09	0.63	0.38	0.77	
BC14-12	50	16-14 Heavy-duty	1/2 in.		1.32	0.76	0.54	0.94	
BC75	500		1/2 in.		1.32	0.76	0.54	0.94	

Ring Terminals

Terminals for nichrome wire NW Series

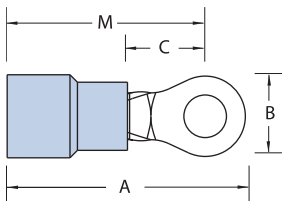
High-Temperature Non-Insulated Rings — 1200° F Max.



Cat. No.	Pkg. Qty.	Wire Range	Max. Ins. (in.)	Bolt Hole	Rec. Tool	Dimensions (in.)				Stock Thick. (in.)
						A	B	C	M	
NW18-10	100	20-18	2.5	#10	WT1377	0.63			0.38	0.032
NW52	1,000			#8						
NW81	1,000	16-14	2.5	#6		0.66	0.31	0.28	0.51	0.040
NW14-8	100			#8						
NW14-10	100			#10						
NW83	1,000			#10						
NW14-12	100			#12*						
NW84	1,000			#12*						
NW10-8	50	12-10	3	#8						
NW10-10				#10						
NW10-12				#12*						

* #12 stud is smaller than 1/4 in. stud

Tefzel® Insulated Rings — Insulation Grip




Cat. No.	Pkg. Qty.	Wire Range	Max. Ins. (in.)	Bolt Hole	Rec. Tool	Dimensions (in.)				Stock Thick. (in.)	
						A	B	C	M		
RAT853	1,000	22-18	0.140	#6	WT145C	0.81	0.25	0.25	0.69	0.03	
RAT863				#8		0.84	0.31	0.25	0.69		
RAT873				#10		0.84	0.31	0.25	0.69		
RAT713		1/4 in.	1.07	0.46		0.31	0.84				
RBT853		16-14	0.170	#6		0.84	0.31	0.25	0.69		
RBT863				#8		0.84	0.31	0.25	0.69		
RBT873	#10			0.84		0.31	0.25	0.69			
RBT713	1/4 in.	1.08	0.46	0.31		0.81					
RCT333	500	12-10	0.210	#6			1.00	0.37	0.27	0.81	0.04
RCT863				#8			1.00	0.37	0.27	0.81	
RCT363				#10			1.00	0.37	0.27	0.81	
RCT713				1/4 in.			1.11	0.52	0.32	0.85	
RCT703				5/16 in.	1.23		0.52	0.31	0.96		
RCT733				3/8 in.	1.29		0.58	0.35	1.00		

Tefzel® is a registered trademark of DuPont

Ring Terminals

Nylon-Insulated Rectangular Rings



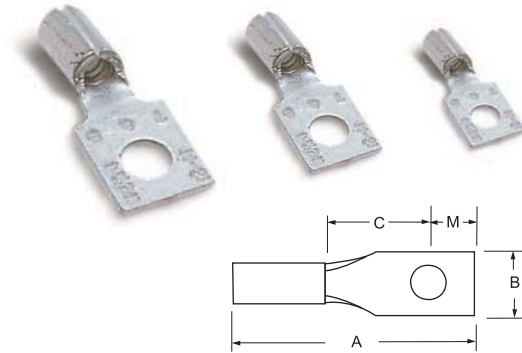
Cat. No.	Pkg. Qty.	Bolt Hole	Wire Range	Rec. Tool	Dimensions (in.)				BU-Ships Tongue Shape	Stock Thick. (in.)
					A	B	C	M		
RA486	1,000	#4	22-18	ERG4001	0.796	0.237	0.237	0.143	L86P-1	0.03
RA485		#4			1.015	0.237	0.404	0.195	L85P-1	
RA483		#5			0.859	0.277	0.277	0.143	L83P-1	
RA484		#6			1.015	0.237	0.404	0.195	L84P-1	
RA481		#6			1.109	0.302	0.465	0.227	L81P-1	
RA482		#8			1.109	0.302	0.465	0.227	L82P-1	
RA480*		#8			1.359	0.390	0.621	0.310	L80P-1	
RB486		#4			0.796	0.237	0.237	0.143	L86P-2	
RB485		#4			1.015	0.237	0.404	0.195	L85P-2	
RB483		#5			0.859	0.277	0.277	0.143	L83P-2	
RB484	#6	1.015	0.237	0.404	0.195	L84P-2				
RB481	#6	1.109	0.302	0.465	0.227	L81P-2				
RB482	#8	1.109	0.302	0.465	0.227	L82P-2				
RB480*	#8	1.359	0.390	0.621	0.310	L80P-2				
RC486	500	#4	12-10	ERG4005	0.984	0.237	0.237	0.143	L86P-3	0.04
RC485		#4			1.187	0.237	0.404	0.195	L85P-3	
RC483		#5			1.046	0.277	0.277	0.143	L83P-3	
RC484		#6			1.203	0.237	0.404	0.195	L84P-3	
RC481		#6			1.281	0.302	0.465	0.227	L81P-3	
RC482		#8			1.281	0.302	0.465	0.227	L82P-3	
RC480*	#8	1.531	0.390	0.621	0.310	L80P-3				

* Not available on tape.

Note: RA, RB, RC486 for use with BU-Ships terminal board types 26TB. RA, RB, RC485 for use with 25TB and 27TB. RA, RB, RC483 for use with 8TB. RA, RB, RC484 for use with 10TB and 11TB. RA, RB, RC481 for use with 6TB, 7TB and 9TB. RA, RB, RC482 for use with 15TB. RA, RB, RC480 for use with 3TB, 4TB, 5TB, 16TB, 17TB and 18TB.

Note:
 22-18 ga. = 1-2 Navy
 16-14 ga. = 2-1/2-4 Navy
 12-10 ga. = 6-9 Navy

Non-Insulated Rectangular Rings



Cat. No.	Pkg. Qty.	Bolt Hole	Wire Range	Rec. Tool	Dimensions (in.)				BU-Ships Tongue Shape	Stock Thick. (in.)
					A	B	C	M		
A486	1,000	#4	22-18	ERG4002	0.65	0.237	0.237	0.143	L86	0.03
A485		#4			0.87	0.237	0.404	0.195	L85	
A483		#5			0.70	0.277	0.277	0.143	L83	
A484		#6			0.87	0.237	0.404	0.195	L84	
A481		#6			0.96	0.302	0.465	0.227	L81	
A482		#8			0.96	0.302	0.465	0.227	L82	
A480*		#8			1.21	0.390	0.621	0.310	L80	
B486		#4			0.65	0.237	0.237	0.143	L86	
B485		#4			0.87	0.237	0.404	0.195	L85	
B483		#5			0.70	0.277	0.277	0.143	L83	
B484	#6	0.87	0.237	0.404	0.195	L84				
B481	#6	0.96	0.302	0.465	0.227	L81				
B482	#8	0.96	0.302	0.465	0.227	L82				
B480*	#8	1.21	0.390	0.621	0.310	L80				
C486	500	#4	12-10	ERG4005	0.73	0.237	0.237	0.143	L86	0.04
C485		#4			0.90	0.237	0.404	0.195	L85	
C483		#5			0.76	0.277	0.277	0.143	L83	
C484		#6			0.94	0.237	0.404	0.195	L84	
C481		#6			1.03	0.302	0.465	0.227	L81	
C482		#8			1.03	0.302	0.465	0.227	L82	
C480*	#8	1.27	0.390	0.621	0.310	L80				

* Not available on tape.

Note: A, B, C486 for use with BU-Ships terminal board types 26TB. A, B, C485 for use with 25TB, 27TB. A, B, C483 for use with 8TB. A, B, C484 for use with 10TB and 11TB. A, B, C481 for use with 6TB, 7TB and 9TB. A, B, C482 for use with 15TB. A, B, C480 for use with 3TB, 5TB, 16TB, 17TB and 18TB.

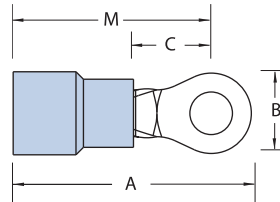
Note:
 22-18 ga. = 1-2 Navy
 16-14 ga. = 2-1/2-4 Navy
 12-10 ga. = 6-9 Navy

Ring Terminals



- Complete line of installing tools engineered to match tool with terminal
- First to gain military approval for pressure connections... many styles available for military applications
- Sta-Kon® products exceed test specification requirements of military, UL and CSA
- Include extra metal sleeve to grip insulation
- Vinyl insulated and bare Sta-Kon® terminals feature brazed seam wire barrels that can be crimped at any place on the barrel circumference
- Can be installed with crimping tools having a single indenter or double indenter (recommended for solid wire)
- Serrated barrel increases grip on wire
- Wire range identification on the tongue of each terminal
- Constructed of electrolytic copper for high conductivity

Nylon-Insulated Ring Terminals



Cat. No.	Pkg. Qty.	Wire Range	Max. Ins. (in.)	Bolt Hole	Rec. Tool	Dimensions (in.)				Stock Thick. (in.)
						A	B	C	M	
RZ22-2**	100	26-22	0.083	#2	ERG4006	0.57	0.14	0.13	0.49	0.02
RZ22-4**	100	26-22	0.083	#4		0.65	0.21	0.20	0.54	
RZ22-6**	100	26-22	0.083	#6		0.65	0.21	0.20	0.54	
RZ22-8**	100	26-22	0.083	#8		0.75	0.25	0.23	0.62	
RZ22-10**	100	26-22	0.083	#10		0.75	0.25	0.23	0.62	
RAX23*	1,000	26-24	0.125	#2	WT145A	0.66	0.14	0.14	0.59	0.03
RAX43*	1,000	26-24	0.125	#4		0.74	0.20	0.19	0.64	
RAX63*	1,000	26-24	0.125	#6		0.84	0.25	0.22	0.72	
RAX83*	1,000	26-24	0.125	#8		0.84	0.25	0.22	0.72	
RAX103*	1,000	26-24	0.125	#10		0.84	0.25	0.24	0.72	
RA18-4	100	22-16	0.136	#4	ERG4001	0.72	0.23	0.14	0.59	0.03
RA323	1,000	22-16	0.136	#4		0.72	0.23	0.14	0.59	
RA333	1,000	22-16	0.136	#6		0.72	0.23	0.14	0.59	
RA18-6	100	22-16	0.136	#6		0.86	0.26	0.25	0.71	

Cat. No.	Pkg. Qty.	Wire Range	Max. Ins. (in.)	Bolt Hole	Rec. Tool	Dimensions (in.)				Stock Thick. (in.)
						A	B	C	M	
RA853	1,000	22-16	0.136	#6	WT145A	0.86	0.26	0.25	0.71	0.03
RA18-8	100			#8		0.89	0.26	0.25	0.71	
RA833	1,000			#8		0.86	0.26	0.25	0.71	
RA863	1,000			#8		0.89	0.26	0.25	0.71	
RA18-10	100			#10		0.89	0.31	0.25	0.71	
RA873	1,000			#10	0.89	0.31	0.25	0.71		
RA18-14	100			1/4 in.	1.10	0.46	0.31	0.84		
RA713	1,000			1/4 in.	1.10	0.46	0.31	0.84		
RA18-516	100			5/16 in.	1.10	0.46	0.31	0.84		
RA723	1,000			5/16 in.	1.10	0.46	0.31	0.84		
RA18-38	100			3/8 in.	1.20	0.53	0.35	0.87		
RA733	1,000			3/8 in.	1.20	0.53	0.35	0.87		
RA18-12	100			1/2 in.	1.30	0.72	0.50	0.92		
RA753	1,000			1/2 in.	1.30	0.72	0.50	0.92		

* Not listed by UL or CSA

** CSA Certified only


Most standard bulk catalogue numbers can be put on Mylar Tape for reel feed applications (i.e. 12050 tool and application). Please put the suffix M for Mylar tape i.e. RA2573M.

Ring Terminals

Nylon-Insulated Ring Terminals



Cat. No.	Pkg. Qty.	Wire Range	Max. Ins. (in.)	Bolt Hole	Rec. Tool	Dimensions (in.)				Stock Thick. (in.)
						A	B	C	M	
RB14-4	100	18-14	0.162	#4	ERG4001	0.72	0.26	0.14	0.59	0.03
RB1323	1,000			#4		0.72	0.26	0.14	0.59	
RB14-6	100			#6		0.89	0.31	0.25	0.71	
RB853	1,000			#6		0.89	0.31	0.25	0.71	
RB1333	1,000			#6		0.74	0.26	0.14	0.59	
RB14-8	100			#8		0.89	0.31	0.25	0.71	
RB863	1,000			#8		0.89	0.31	0.25	0.71	
RB14-10	100			#10		0.89	0.31	0.25	0.71	
RB873	1,000			#10		0.89	0.31	0.25	0.71	
RB14-14	100			1/4 in.		1.08	0.47	0.31	0.81	
RB713	1,000			1/4 in.		1.08	0.47	0.31	0.81	
RB14-516	100			5/16 in.		1.08	0.47	0.31	0.84	
RB723	1,000			5/16 in.		1.08	0.47	0.31	0.84	
RB14-38	100			3/8 in.		1.17	0.53	0.35	0.87	
RB733	1,000			3/8 in.		1.17	0.53	0.35	0.87	
RB14-12	100			1/2 in.		1.25	0.72	0.50	0.90	
RB753	1,000	1/2 in.	1.25	0.72	0.50	0.90				

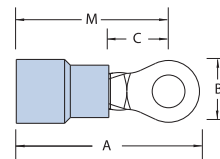


Cat. No.	Pkg. Qty.	Wire Range	Max. Ins. (in.)	Bolt Hole	Rec. Tool	Dimensions (in.)				Stock Thick. (in.)
						A	B	C	M	
RC10-6	50	12-10	0.210	#6	ERG4001	1.00	0.37	0.27	0.81	0.04
RC333	500			#6		1.00	0.37	0.27	0.81	
RC10-8	50			#8		1.00	0.37	0.27	0.81	
RC863	500			#8		1.00	0.37	0.27	0.81	
RC10-10	50			#10		1.00	0.37	0.27	0.81	
RC363	500			#10		1.00	0.37	0.27	0.81	
RC10-14	50			1/4 in.		1.12	0.53	0.32	0.86	
RC713	500			1/4 in.		1.12	0.53	0.32	0.86	
RC10-516	50			5/16 in.		1.21	0.53	0.31	0.94	
RC703	500			5/16 in.		1.21	0.53	0.31	0.94	
RC10-38	50			3/8 in.		1.27	0.59	0.35	0.98	
RC733	500			3/8 in.		1.27	0.59	0.35	0.98	
RC10-12	50			1/2 in.		1.37	0.72	0.52	1.02	
RC753	500			1/2 in.		1.37	0.72	0.52	1.02	

Nylon-Insulated Ring Terminals — Expanded Entry



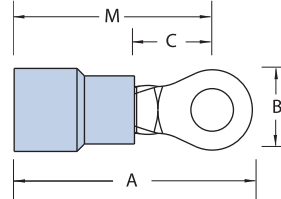
Cat. No.	Pkg. Qty.	Wire Range	Max. Ins. (in.)	Bolt Hole	Rec. Tool	Dimensions (in.)				Stock Thick. (in.)
						A	B	C	M	
RB14-4X	100	18-14	0.190	#4	ER4001	0.80	0.26	0.14	0.67	0.03
RB14-6X	100			#6		0.95	0.31	0.25	0.79	
RB854	1,000			#6		0.95	0.31	0.25	0.79	
RB14-8X	100			#8		0.95	0.31	0.25	0.79	
RB864	1,000			#8		0.95	0.31	0.25	0.79	
RB14-10X	100			#10		0.95	0.31	0.25	0.79	
RB874	1,000			#10		0.95	0.31	0.25	0.79	
RB14-14X	100			1/4 in.		1.16	0.47	0.31	0.92	
RB714	1,000			1/4 in.		1.16	0.47	0.31	0.92	
RB14-516X	100			5/16 in.		1.16	0.47	0.31	0.92	
RB724	1,000			5/16 in.		1.16	0.47	0.31	0.92	
RB14-38X	100			3/8 in.		1.25	0.53	0.42	0.95	
RB734	1,000			3/8 in.		1.25	0.53	0.42	0.95	



Cat. No.	Pkg. Qty.	Wire Range	Max. Ins. (in.)	Bolt Hole	Rec. Tool	Dimensions (in.)				Stock Thick. (in.)
						A	B	C	M	
RC10-6X	50	12-10	0.250	#6	ERG4001	1.10	0.37	0.27	0.91	0.04
RC334	500			#6		1.10	0.37	0.27	0.91	
RC10-8X	50			#8		1.10	0.37	0.27	0.91	
RC864	500			#8		1.10	0.37	0.27	0.91	
RC10-10X	50			#10		1.10	0.37	0.27	0.91	
RC364	500			#10		1.10	0.37	0.27	0.91	
RC10-14X	50			1/4 in.		1.22	0.53	0.32	0.96	
RC714	500			1/4 in.		1.22	0.53	0.32	0.96	
RC10-516X	50			5/16 in.		1.32	0.53	0.31	1.05	
RC704	500			5/16 in.		1.32	0.53	0.31	1.05	
RC10-38X	50			3/8 in.		1.38	0.59	0.48	1.09	
RC734	500			3/8 in.		1.38	0.59	0.48	1.09	
RC10-12X	50			1/2 in.		1.48	0.72	0.52	1.13	

Ring Terminals

Nylon-Insulated Large Ring Terminals



Cat. No.	Pkg. Qty.	Wire Range	Max. Ins. (in.)	Bolt Hole	Rec. Tool	Dimensions (in.)				Stock Thick. (in.)			
						A	B	C	M				
Flex Class 41/24													
RD167	200	8	0.340	#8	ERG4007	1.48	0.42	0.28	1.29	0.04			
RD8-10	25			#10		1.48	0.42	0.28	1.29				
RD367	200			#10		1.48	0.42	0.28	1.29				
RD8-14	25			1/4 in.		1.54	0.46	0.36	1.32				
RD717	200			1/4 in.		1.54	0.46	0.36	1.32				
RD8-516	25			5/16 in.		1.63	0.57	0.36	1.35				
RD727	200			5/16 in.		1.63	0.57	0.36	1.35				
RD8-38	25			3/8 in.		1.63	0.57	0.36	1.35				
RD737	200			3/8 in.		1.63	0.57	0.36	1.35				
RD8-12*	25			1/2 in.		1.79	0.82	0.55	1.39				
RD757*	200			1/2 in.		1.79	0.82	0.55	1.39				
RD10161	200			8AN		0.270	#8	ERG4007	1.40		0.41	0.24	1.20
RD10361	200						#10		1.40		0.41	0.24	1.20
RD10711	200						1/4 in.		1.45		0.45	0.27	1.22
RD10721	200	5/16 in.	1.53		0.56		0.34		1.25				
RD10731	200	3/8 in.	1.53		0.56		0.34		1.25				
Flex Class 63/24													
RE6-10	20	6	0.420	#10	ERG4007	1.65	0.49	0.28	1.40	0.04			
RE267	200			#10		1.65	0.49	0.28	1.40				
RE6-14	20			1/4 in.		1.65	0.49	0.28	1.40				
RE717	200			1/4 in.		1.65	0.49	0.28	1.40				
RE6-516	20			5/16 in.		1.76	0.61	0.34	1.47				
RE727	200			5/16 in.		1.76	0.61	0.34	1.47				
RE6-38	20			3/8 in.		1.76	0.61	0.34	1.47				
RE737	200			3/8 in.		1.76	0.61	0.34	1.47				
RE6-12*	20			1/2 in.		1.83	0.82	0.55	1.43				
RE757*	200			1/2 in.		1.83	0.82	0.55	1.43				
RE10261	200			6AN		0.315	#10	ERG4007	1.55		0.49	0.24	1.31
RE10711	200						1/4 in.		1.55		0.49	0.27	1.31
RE10721	200						5/16 in.		1.70		0.60	0.34	1.40
RE10731	200						3/8 in.		1.70		0.60	0.34	1.40
Flex Class 105/24													
RF4-10	15	4	0.510	#10	TBM6S	1.76	0.56	0.36	1.49	0.04			
RF267	100			#10		1.76	0.56	0.36	1.49				
RF4-14	15			1/4 in.		1.76	0.56	0.36	1.49				
RF717	100			1/4 in.		1.76	0.56	0.36	1.49				
RF4-516	15			5/16 in.		1.84	0.62	0.35	1.53				
RF727	100			5/16 in.		1.84	0.62	0.35	1.53				
RF4-38	15			3/8 in.		1.84	0.62	0.35	1.53				
RF737	100			3/8 in.		1.84	0.62	0.35	1.53				
RF757*	100			1/2 in.		1.90	0.82	0.55	1.49				
RF10261	100			4AN		0.380	#10	TBM6S	1.78		0.55	0.30	1.51
RF10711	100						1/4 in.		1.78		0.55	0.30	1.51
RF10721	100						5/16 in.		1.80		0.62	0.34	1.49
RF10731	100						3/8 in.		1.80		0.62	0.34	1.49

Cat. No.	Pkg. Qty.	Wire Range	Max. Ins. (in.)	Bolt Hole	Rec. Tool	Dimensions (in.)				Stock Thick. (in.)		
						A	B	C	M			
RG2-10	10	2	0.588	#10	TBM6S	2.15	0.69	0.40	1.83	0.05		
RG267	50			#10		2.15	0.69	0.40	1.83			
RG2-14	10			1/4 in.		2.15	0.69	0.40	1.83			
RG717	50			1/4 in.		2.15	0.69	0.40	1.83			
RG2-516	10			5/16 in.		2.15	0.69	0.40	1.83			
RG727	50			5/16 in.		2.15	0.69	0.40	1.83			
RG2-38	10			3/8 in.		2.15	0.69	0.40	1.83			
RG737	50			3/8 in.		2.15	0.69	0.40	1.83			
RG2-12	10			1/2 in.		2.35	0.80	0.49	1.93			
RG757	50			1/2 in.		2.35	0.80	0.49	1.93			
RG9711	50			2AN		0.453	1/4 in.	2.07	0.69		0.40	1.74
RG9731	50						3/8 in.	2.07	0.69		0.40	1.74
RG9751	50						1/2 in.	2.26	0.80		0.49	1.84
RH717	50						1/4 in.	2.14	0.77		0.43	1.81
RH727	50	5/16 in.	2.14		0.77		0.43	1.81				
RH737	50	1/0	0.629	3/8 in.	2.14	0.77	0.43	1.81				
RH757	50			1/2 in.	2.34	0.77	0.54	1.90				
RH9711	50			1/4 in.	2.14	0.77	0.44	1.81				
RH9731	50			3/8 in.	2.14	0.77	0.44	1.81				
RH9751	50			1/2 in.	2.34	0.77	0.54	1.90				
RJ717	100	1AN	0.500	1/4 in.	2.34	0.83	0.46	1.96				
RJ727	100			5/16 in.	2.34	0.83	0.46	1.96				
RJ737	100			3/8 in.	2.34	0.83	0.46	1.96				
RJ757	100			1/2 in.	2.48	0.89	0.54	2.03				
RJ9711	50			1/4 in.	2.35	0.83	0.46	1.97				
RJ9731	50	1/0AN	0.550	3/8 in.	2.35	0.83	0.46	1.97				
RJ9751	50			1/2 in.	2.49	0.89	0.55	2.04				
RK717	25			1/4 in.	2.60	0.93	0.54	2.21				
RK727	25			5/16 in.	2.60	0.93	0.54	2.21				
RK737	25			3/8 in.	2.60	0.93	0.54	2.21				
RK9731	100	2/0AN	0.610	3/8 in.	2.52	0.93	0.55	2.14				
RK9751	100			1/2 in.	2.60	0.93	0.55	2.15				
RL737	25			3/8 in.	2.83	1.04	0.57	2.35				
RL757	25			1/2 in.	2.83	1.04	0.57	2.35				
RL9731	25			3/8 in.	2.83	1.04	0.57	2.36				
RL9751	25	3/0AN	0.680	1/2 in.	2.83	1.04	0.57	2.36				
RM737	20			3/8 in.	3.00	1.13	0.65	2.51				
RM747	20			7/16 in.	3.00	1.13	0.65	2.51				
RM757	20			1/2 in.	3.00	1.13	0.65	2.51				
RM9731	20			3/8 in.	3.00	1.13	0.66	2.51				
RM9751	20	4/0AN	0.750	1/2 in.	3.00	1.13	0.66	2.51				

*Braze Seam
AN=Aircraft Wire

Ring Terminals

Vinyl-Insulated Ring Terminals


Extra-length PVC sleeve offers extra protection



Cat. No.	Pkg. Qty.	Wire Range	Max. Ins. (in.)	Bolt Hole	Rec. Tool	Dimensions (in.)				Stock Thick. (in.)
						A	B	C	M	
18RA-4	100	22-16	0.150	#4	ERG4001	0.97	0.31	0.27	0.81	0.03
RA77	1,000			#4		0.97	0.31	0.27	0.81	
18RA-6	100			#6		0.94	0.25	0.27	0.81	
RA857	1,000			#6		0.94	0.25	0.27	0.81	
18RA-8	100			#8		0.97	0.31	0.27	0.81	
RA867	1,000			#8		0.97	0.31	0.27	0.81	
18RA-10	100			#10		0.97	0.31	0.27	0.81	
RA877	1,000			#10		0.97	0.31	0.27	0.81	
18RA-14	100			1/4 in.		1.13	0.50	0.37	0.88	
RA717	1,000			1/4 in.		1.13	0.50	0.37	0.88	
18RA-516	100			5/16 in.		1.13	0.50	0.37	0.88	
RA727	1,000			5/16 in.		1.13	0.50	0.37	0.88	
18RA-38	100			3/8 in.		1.24	0.54	0.37	0.91	
RA737	1,000			3/8 in.		1.24	0.54	0.37	0.91	
14RB-4	100	18-14	0.170	#4	ERG4001	0.94	0.25	0.27	0.81	0.03
RB1327	1,000			#4		0.94	0.25	0.27	0.81	
14RB-6	100			#6		0.97	0.31	0.27	0.81	
RB857	1,000			#6		0.97	0.31	0.27	0.81	
14RB-8	100			#8		0.97	0.31	0.27	0.81	
RB867	1,000			#8		0.97	0.31	0.27	0.81	
14RB-10	100			#10		0.97	0.31	0.27	0.81	
RB877	1,000			#10		0.97	0.31	0.27	0.81	
14RB-14	100			1/4 in.		1.14	0.50	0.38	0.89	
RB717	1,000			1/4 in.		1.14	0.50	0.38	0.89	
14RB-516	100			5/16 in.		1.15	0.50	0.38	0.89	
RB727	1,000			5/16 in.		1.15	0.50	0.38	0.89	
14RB-38	100			3/8 in.		1.16	0.54	0.38	0.91	
RB737	1,000			3/8 in.		1.16	0.54	0.38	0.91	
10RC-6	50	12-10	0.210	#6	ERG4001	1.06	0.31	0.27	0.90	0.04
RC337	500			#6		1.06	0.31	0.27	0.90	
10RC-8	50			#8		1.06	0.31	0.27	0.90	
RC777	500			#8		1.06	0.31	0.27	0.90	
10RC-10	50			#10		1.06	0.31	0.27	0.90	
RC367	500			#10		1.06	0.31	0.27	0.90	
10RC-14	50			1/4 in.		1.16	0.50	0.27	0.90	
RC717	500			1/4 in.		1.16	0.50	0.27	0.90	
10RC-516	50			5/16 in.		1.17	0.50	0.37	0.92	
RC707	500			5/16 in.		1.17	0.50	0.37	0.92	
10RC-38	50			3/8 in.		1.29	0.59	0.44	0.99	
RC737	500			3/8 in.		1.29	0.59	0.44	0.99	

Vinyl-Insulated Ring Terminals – Expanded Insulation

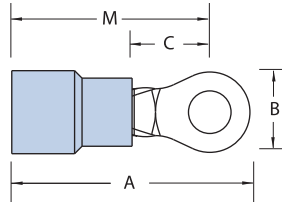
A wider wire entry for heavy-wall insulation



Cat. No.	Pkg. Qty.	Wire Range	Max. Ins. (in.)	Bolt Hole	Rec. Tool	Dimensions (in.)				Stock Thick. (in.)				
						A	B	C	M					
18RA-4X	100	22-16	0.170	#4	ERG4001	0.97	0.31	0.27	0.81	0.03				
18RA-6X	100			#6		0.97	0.31	0.27	0.81					
18RA-8X	100			#8		0.97	0.31	0.27	0.81					
18RA-38X	100			3/8 in.		1.15	0.54	0.35	0.90					
RA857-170	1,000			#6		0.97	0.31	0.27	0.81					
RA867-170	1,000			#8		0.97	0.31	0.27	0.81					
18RA-10X	1,000			#10		0.97	0.31	0.27	0.81					
RA877-170	1,000			#10		0.97	0.31	0.27	0.81					
18RA-14X	100			1/4 in.		1.13	0.50	0.37	0.88					
RA727-170	1,000			5/16 in.		1.13	0.50	0.37	0.88					
14RB-4X	100			18-14		0.200	#4	ERG4001	0.94		0.25	0.27	0.81	0.03
14RB-6X	100						#6		0.97		0.31	0.27	0.81	
RB857-200	1,000						#6		0.97		0.31	0.27	0.81	
14RB-8X	100						#8		0.97		0.31	0.27	0.81	
RB867-200	1,000	#8	0.97		0.31		0.27		0.81					
14RB-10X	100	#10	0.97		0.31		0.27		0.81					
RB877-200	1,000	#10	0.97		0.31		0.27		0.81					
14RB-14X	100	1/4 in.	1.14		0.50		0.38		0.89					
RB717-200	1,000	1/4 in.	1.14		0.50		0.38		0.89					
14RB-516X	100	5/16 in.	1.15		0.50		0.38		0.89					
14RB-38X	100	3/8 in.	1.16		0.54		0.35		0.91					
10RC-6X	50	12-10	0.250		#6		ERG4001		1.06	0.31	0.27	0.90	0.04	
RC337-250	500				#6				1.06	0.31	0.27	0.90		
10RC-8X	50				#8				1.06	0.31	0.27	0.90		
RC777-250	500			#8	1.06	0.31		0.27	0.90					
10RC-10X	50			#10	1.06	0.31		0.27	0.90					
RC367-250	500			#10	1.06	0.31		0.27	0.90					
10RC-14X	50			1/4 in.	1.16	0.50		0.27	0.90					
RC717-250	500			1/4 in.	1.16	0.50		0.27	0.90					
10RC-516X	50			5/16 in.	1.17	0.50		0.37	0.92					
10RC-38X	50			3/8 in.	1.29	0.59		0.44	0.99					
RC737-250	500			3/8 in.	1.29	0.59		0.44	0.99					

Ring Terminals

Vinyl-Insulated Large Ring Terminals



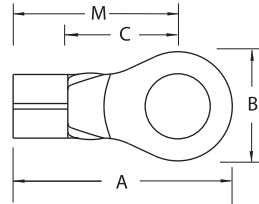
Cat. No.	Wire Range	Max. Ins. (in.)	Bolt Hole	Rec. Tool	Dimensions (in.)				Stock Thick. (in.)	
					A	B	C	M		
RDV167	8	0.340	#8	ERG4007	1.36	0.42	0.28	1.17	0.04	
RDV367			#10		1.36	0.42	0.28	1.17		
RDV717			1/4 in.		1.42	0.46	0.36	1.20		
RDV727			5/16 in.		1.51	0.57	0.36	1.23		
RDV737			3/8 in.		1.51	0.57	0.36	1.23		
RDV757*			1/2 in.		TBM6S	1.67	0.82	0.55		1.27
REV267	6	0.390	#10	ERG4007	1.48	0.45	0.28	1.23		
REV717			1/4 in.		1.48	0.49	0.28	1.23		
REV727			5/16 in.		1.59	0.61	0.34	1.30		
REV737			3/8 in.		1.59	0.61	0.34	1.30		
REV757*			1/2 in.		TBM6S	1.66	0.82	0.55		1.26

*Brazeed Seam

Ring Terminals

Non-Insulated Ring Terminals

Constructed of electrolytic copper for high conductivity!

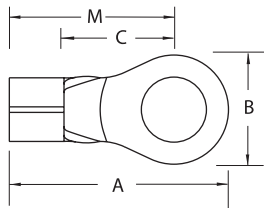


Cat. No.	Pkg. Qty.	Wire Range	Bolt Hole	Rec. Tool	Dimensions (in.)				Stock Thick. (in.)
					A	B	C	M	
A18-4	100	22-16	#4	ERG4002	0.75	0.31	0.27	0.59	0.03
A18-6	100		#6		0.72	0.25	0.27	0.59	
A85	1,000		#6		0.72	0.25	0.27	0.59	
A18-8	100		#8		0.75	0.31	0.27	0.59	
A86	1,000		#8		0.75	0.31	0.27	0.59	
A18-10	100		#10		0.75	0.31	0.27	0.59	
A87	1,000		#10		0.75	0.31	0.27	0.59	
A18-14	100		1/4 in.		0.92	0.50	0.37	0.67	
A71	1,000		1/4 in.		0.92	0.50	0.37	0.67	
A18-516	100		5/16 in.		0.92	0.50	0.37	0.67	
A72	1,000		5/16 in.		0.92	0.50	0.37	0.67	
A18-38	100		3/8 in.		0.99	0.54	0.35	0.67	
A73	1,000		3/8 in.		0.99	0.54	0.35	0.67	
A18-12	100		1/2 in.		1.06	0.72	0.38	0.70	
A75	1,000		1/2 in.		1.06	0.72	0.38	0.70	
B14-4	100		18-14		#4	ERG4002 ERG4005	0.72	0.25	
B132	1,000	#4		0.72	0.25		0.27	0.59	
B14-6	100	#6		0.72	0.25		0.27	0.59	
B133	1,000	#6		0.72	0.25		0.27	0.59	
B14-8	100	#8		0.75	0.31		0.27	0.59	
B86	1,000	#8		0.75	0.31		0.27	0.59	
B14-10	100	#10		0.75	0.31		0.27	0.59	
B87	1,000	#10		0.75	0.31		0.27	0.59	
B14-14	100	1/4 in.		0.93	0.50		0.38	0.68	

Cat. No.	Pkg. Qty.	Wire Range	Bolt Hole	Rec. Tool	Dimensions (in.)				Stock Thick. (in.)
					A	B	C	M	
B71	1,000	18-14	1/4 in.	ERG4002 ERG4005	0.93	0.50	0.38	0.68	0.03
B14-516	100		5/16 in.		0.93	0.50	0.38	0.68	
B72	1,000		5/16 in.		0.93	0.50	0.38	0.68	
B14-38	100		3/8 in.		0.96	0.54	0.35	0.68	
B73	1,000		3/8 in.		0.96	0.54	0.35	0.68	
B14-12	100		1/2 in.		1.06	0.72	0.38	0.70	
B75-TB	1,000		1/2 in.		1.06	0.72	0.38	0.70	
B85	1,000		#6		0.75	0.31	0.27	0.59	
B134	1,000		#8		0.72	0.25	0.27	0.59	
C10-6-SK	50		12-10		#6	ERG4002 ERG4005	0.82	0.31	
C33	500	#6		0.82	0.31		0.27	0.66	
C10-8-SK	50	#8		0.82	0.31		0.27	0.66	
C77	500	#8		0.82	0.31		0.27	0.66	
C10-10	50	#10		0.85	0.38		0.27	0.66	
C26	500	#10		0.85	0.38		0.27	0.66	
C36	500	#10		0.82	0.31		0.27	0.66	
C10-14	50	1/4 in.		0.91	0.50		0.27	0.66	
C71	500	1/4 in.		0.91	0.50		0.27	0.66	
C10-516	50	5/16 in.		0.98	0.50		0.38	0.73	
C70	500	5/16 in.	0.98	0.50	0.38	0.73			
C72	500	5/16 in.	1.10	0.59	0.45	0.80			
C10-38	50	3/8 in.	1.10	0.59	0.45	0.80			
C73	500	3/8 in.	1.10	0.59	0.45	0.80			
C10-12	50	1/2 in.	1.21	0.72	0.38	0.84			
C75	500	1/2 in.	1.21	0.72	0.38	0.84			

Ring Terminals

Non-Insulated Large Ring Terminals — Brazed Seam

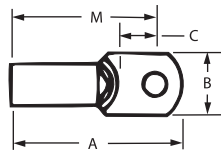


Cat. No.	Pkg. Qty.	Wire Range	Bolt Hole	Rec. Tool	Dimensions (in.)				Stock Thick. (in.)
					A	B	C	M	
D8-10	25	8	#10	TBM6S	1.09	0.42	0.34	0.90	0.06
D36	200		#10		1.09	0.42	0.34	0.90	
D26	200		#10		1.13	0.48	0.36	0.90	
D8-14-SK	25		1/4 in.		1.13	0.48	0.36	0.90	
D71	200		1/4 in.		1.13	0.48	0.36	0.90	
D8-516	25		5/16 in.		1.32	0.59	0.49	1.03	
D72	200		5/16 in.		1.32	0.59	0.49	1.03	
D8-38	25		3/8 in.		1.32	0.59	0.49	1.03	
D73	200		3/8 in.		1.32	0.59	0.49	1.03	
D8-12	25		1/2 in.		1.49	0.82	0.55	1.09	
D75	200	1/2 in.	1.49	0.82	0.55	1.09			
E6-10	20	6	#10	TBM6S	1.13	0.48	0.36	0.90	0.07
E26	200		#10		1.13	0.48	0.36	0.90	
E6-14	20		1/4 in.		1.13	0.48	0.36	0.90	
E71	200		1/4 in.		1.13	0.48	0.36	0.90	
E6-516	20		5/16 in.		1.32	0.60	0.49	1.03	

Cat. No.	Pkg. Qty.	Wire Range	Bolt Hole	Rec. Tool	Dimensions (in.)				Stock Thick. (in.)
					A	B	C	M	
E72	200	6	5/16 in.	TBM6S	1.32	0.60	0.49	1.03	0.06
E6-38	20		3/8 in.		1.32	0.60	0.49	1.03	
E73	200		3/8 in.		1.32	0.60	0.49	1.03	
E6-12	20		1/2 in.		1.49	0.82	0.55	1.08	
E75	200		1/2 in.		1.49	0.82	0.55	1.08	
F4-10	20		#10		1.16	0.48	0.36	0.93	
F26	200	#10	1.16	0.48	0.36	0.93			
F4-14	20	4	1/4 in.	TBM6S	1.16	0.48	0.36	0.93	0.07
F71-TB	200		1/4 in.		1.16	0.48	0.36	0.93	
F4-516	20		5/16 in.		1.35	0.60	0.49	1.06	
F72	200		5/16 in.		1.35	0.60	0.49	1.06	
F4-38	20		3/8 in.		1.35	0.60	0.49	1.06	
F73	200		3/8 in.		1.35	0.60	0.49	1.06	
F4-12	20	200	1/2 in.	TBM6S	1.52	0.82	0.55	1.11	0.07
F75	200		1/2 in.		1.52	0.82	0.55	1.11	

Non-Insulated Large Ring Terminals — Tubular

Select the configuration you need!



Cat. No.	Pkg. Qty.	Wire Range	Bolt Hole	Rec. Tool	Dimensions (in.)				Stock Thick. (in.)
					A	B	C	M	
D10161	200	8/8AN	#8	ERG4005 ERG4008	1.15	0.41	0.28	0.95	0.04
D10361	200		#10		1.15	0.41	0.28	0.95	
D10711	200		1/4 in.		1.20	0.45	0.36	0.97	
D10721	200		5/16 in.		1.28	0.56	0.36	1.00	
D10731	200		3/8 in.		1.28	0.56	0.36	1.00	
D975*	200		1/2 in.		1.46	0.83	0.49	1.06	
E10261	200	6/6AN	#10	ERG4005 ERG4008	1.26	0.49	0.24	1.02	0.04
E10711	200		1/4 in.		1.26	0.49	0.27	0.99	
E10721	200		5/16 in.		1.38	0.60	0.34	1.04	
E10731	200		3/8 in.		1.38	0.60	0.34	1.04	
F10261	100		#10		1.37	0.55	0.30	1.07	
F10711	100		1/4 in.		1.37	0.55	0.30	1.07	
F10721	100	4/4AN	5/16 in.	ERG4008	1.42	0.62	0.34	1.08	0.05
F10731	100		3/8 in.		1.42	0.62	0.34	1.08	
F975*	200		1/2 in.		1.49	0.83	0.45	1.10	
G926	100		#10		1.59	0.69	0.40	1.26	
G2-14	10		1/4 in.		1.59	0.69	0.40	1.26	
G971	100		1/4 in.		1.59	0.69	0.40	1.26	
G2-516	10	2/2AN	5/16 in.	ERG4008 TBM6S	1.59	0.69	0.40	1.26	0.05
G972	100		5/16 in.		1.59	0.69	0.40	1.26	
G2-38	10		3/8 in.		1.59	0.69	0.40	1.26	
G973	100		3/8 in.		1.59	0.69	0.40	1.26	
G2-12	10		1/2 in.		1.79	0.80	0.49	1.36	
G975	100		1/2 in.		1.79	0.80	0.49	1.36	

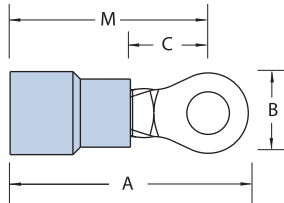
*Brazed Seam

AN — Aircraft Wire

Cat. No.	Pkg. Qty.	Wire Range	Bolt Hole	Rec. Tool	Dimensions				Stock Thick. (in.)
					A	B	C	M	
H10-14	10	1AN-1/0	1/4 in.	ERG4008 TBM6S	1.65	0.77	0.43	1.32	0.05
H971	100		1/4 in.		1.65	0.77	0.43	1.32	
H972	100		5/16 in.		1.65	0.77	0.43	1.32	
H973	100		3/8 in.		1.65	0.77	0.43	1.32	
H975	100		1/2 in.		1.85	0.77	0.54	1.41	
J971	50		1/0AN-2/0		1/4 in.	TBM6S	1.94	0.84	
J972	50	5/16 in.		1.94	0.84		0.48	1.53	
J20-38	10	3/8 in.		1.84	0.83		0.46	1.46	
J973	50	3/8 in.		1.99	0.84		0.53	1.58	
J974	50	7/16 in.		1.99	0.89		0.51	1.56	
J975	50	1/2 in.		1.99	0.89		0.51	1.56	
J976	50	2/0AN-3/0	5/8 in.	TBM6S	1.99	0.89	0.51	1.56	0.06
K971	50		1/4 in.		2.08	0.93	0.54	1.69	
K972	50		5/16 in.		2.08	0.93	0.54	1.69	
K30-38	5		3/8 in.		2.08	0.93	0.54	1.69	
K973	50		3/8 in.		2.08	0.93	0.54	1.69	
K974	50		7/16 in.		2.08	0.93	0.54	1.70	
K975	50	3/0AN-4/0	1/2 in.	TBM6S	2.08	0.93	0.54	1.70	0.07
L971	50		1/4 in.		2.25	1.04	0.57	1.77	
L972	50		5/16 in.		2.25	1.04	0.57	1.77	
L40-38	5		3/8 in.		2.25	1.04	0.57	1.77	
L973	50		3/8 in.		2.25	1.04	0.57	1.77	
L974	50		7/16 in.		2.25	1.04	0.57	1.77	
L975	50	4/0AN-250kcmil	1/2 in.	TBM6S	2.25	1.04	0.57	1.77	0.07
M972	50		5/16 in.		2.28	1.12	0.62	1.90	
M250-38	5		3/8 in.		2.40	1.12	0.65	1.91	
M973	50		3/8 in.		2.40	1.12	0.65	1.91	
M974	50		7/16 in.		2.40	1.12	0.65	1.91	
M975	50		1/2 in.		2.40	1.12	0.65	1.91	

Ring Terminals

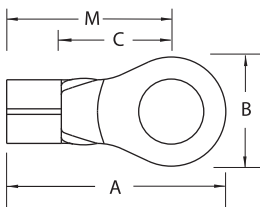
Insulated Heavy-Duty Ring Terminals



Cat. No.	Pkg. Qty.	Wire Range	Max. Ins. (in.)	Bolt Hole	Rec. Tool	Dimensions (in.)				Stock Thick. (in.)			
						A	B	C	M				
Nylon													
RBC14-6	50	16-14 Heavy-duty	0.210	#6	WT2130A	0.98	0.25	0.29	0.85	0.05			
RBC14-8	50	16-14 Heavy-duty		#8		1.04	0.39	0.29	0.85				
RBC863	500			#8		1.04	0.39	0.29	0.85				
RBC14-10	50	16-14 Heavy-duty		#10		1.04	0.39	0.29	0.85				
RBC14-14	50	16-14 Heavy-duty		1/4 in.		1.10	0.51	0.29	0.85				
RBC713	500			1/4 in.		1.10	0.51	0.29	0.85				
RBC14-516	50	16-14 Heavy-duty		5/16 in.		1.21	0.54	0.38	0.94				
RBC14-38	50	16-14 Heavy-duty		3/8 in.		1.26	0.63	0.38	0.94				
RBC14-12	50	16-14 Heavy-duty		1/2 in.		1.49	0.76	0.54	1.11				
RBC753	500			1/2 in.		1.49	0.76	0.54	1.11				
Vinyl													
14RBC-6	50	16-14 Heavy-duty		0.210		#6	WT2130A	1.06	0.25		0.29	0.93	0.05
RBC857	500		#6		1.06	0.25		0.29	0.93				
14RBC-8	50	16-14 Heavy-duty	#8		1.13	0.39		0.29	0.93				
RBC867	500		#8		1.13	0.39		0.29	0.93				
14RBC-10	50	16-14 Heavy-duty	#10		1.13	0.39		0.29	0.93				
RBC877	500		#10		1.13	0.39		0.29	0.93				
14RBC-14	50	16-14 Heavy-duty	1/4 in.		1.19	0.51		0.29	0.93				
RBC717	500		1/4 in.		1.19	0.51		0.29	0.93				
14RBC-516	50	16-14 Heavy-duty	5/16 in.		1.29	0.54		0.38	1.03				
RBC727	500		5/16 in.		1.29	0.54		0.38	1.03				
14RBC-38	50	16-14 Heavy-duty	3/8 in.		1.34	0.63		0.38	1.03				
RBC797	500		3/8 in.		1.34	0.63		0.38	1.03				
14RBC-12	50	16-14 Heavy-duty	1/2 in.	1.57	0.76	0.54	1.19						

Non-Insulated Heavy-Duty Ring Terminals

The heavy-duty terminal solution!

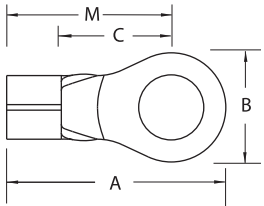


Cat. No.	Pkg. Qty.	Wire Range	Bolt Hole	Rec. Tool	Dimensions (in.)				Stock Thick. (in.)
					A	B	C	M	
BC14-6	50	16-14 Heavy-duty	#6	ERG4002 ERG4005	0.81	0.25	0.29	0.68	0.05
BC85	500		#6		0.81	0.25	0.29	0.68	
BC14-8	50	16-14 Heavy-duty	#8		0.87	0.39	0.29	0.68	
BC86	500		#8		0.87	0.39	0.29	0.68	
BC14-10	50	16-14 Heavy-duty	#10		0.87	0.39	0.29	0.68	
BC87	500		#10		0.87	0.39	0.29	0.68	
BC14-14	50	16-14 Heavy-duty	1/4 in.		0.93	0.51	0.29	0.68	
BC71	500		1/4 in.		0.93	0.51	0.29	0.68	
BC14-516	50	16-14 Heavy-duty	5/16 in.		1.04	0.54	0.38	0.77	
BC72	500		5/16 in.		1.04	0.54	0.38	0.77	
BC14-38	50	16-14 Heavy-duty	3/8 in.		1.09	0.63	0.38	0.77	
BC79	500		3/8 in.		1.09	0.63	0.38	0.77	
BC14-12	50	16-14 Heavy-duty	1/2 in.		1.32	0.76	0.54	0.94	
BC75	500		1/2 in.		1.32	0.76	0.54	0.94	

Ring Terminals

Terminals for nichrome wire NW Series

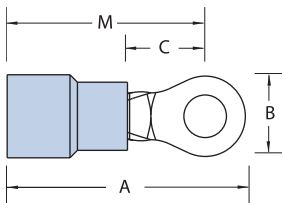
High-Temperature Non-Insulated Rings — 1200° F Max.



Cat. No.	Pkg. Qty.	Wire Range	Max. Ins. (in.)	Bolt Hole	Rec. Tool	Dimensions (in.)				Stock Thick. (in.)
						A	B	C	M	
NW18-10	100	20-18	2.5	#10	WT1377	0.63			0.38	0.032
NW52	1,000			#8						
NW81	1,000	16-14	2.5	#6		0.66	0.31	0.28	0.51	0.040
NW14-8	100			#8						
NW14-10	100			#10						
NW83	1,000			#10						
NW14-12	100			#12*						
NW84	1,000			#12*						
NW10-8	50	12-10	3	#8						
NW10-10				#10						
NW10-12				#12*						

* #12 stud is smaller than 1/4 in. stud

Tefzel® Insulated Rings — Insulation Grip




Cat. No.	Pkg. Qty.	Wire Range	Max. Ins. (in.)	Bolt Hole	Rec. Tool	Dimensions (in.)				Stock Thick. (in.)	
						A	B	C	M		
RAT853	1,000	22-18	0.140	#6	WT145C	0.81	0.25	0.25	0.69	0.03	
RAT863				#8		0.84	0.31	0.25	0.69		
RAT873				#10		0.84	0.31	0.25	0.69		
RAT713		1/4 in.	1.07	0.46		0.31	0.84				
RBT853		16-14	0.170	#6		0.84	0.31	0.25	0.69		
RBT863				#8		0.84	0.31	0.25	0.69		
RBT873	#10			0.84		0.31	0.25	0.69			
RBT713	1/4 in.	1.08	0.46	0.31		0.81					
RCT333	500	12-10	0.210	#6			1.00	0.37	0.27	0.81	0.04
RCT863				#8			1.00	0.37	0.27	0.81	
RCT363				#10	1.00		0.37	0.27	0.81		
RCT713				1/4 in.	1.11		0.52	0.32	0.85		
RCT703				5/16 in.	1.23		0.52	0.31	0.96		
RCT733				3/8 in.	1.29		0.58	0.35	1.00		

Tefzel® is a registered trademark of DuPont

Ring Terminals

Nylon-Insulated Rectangular Rings



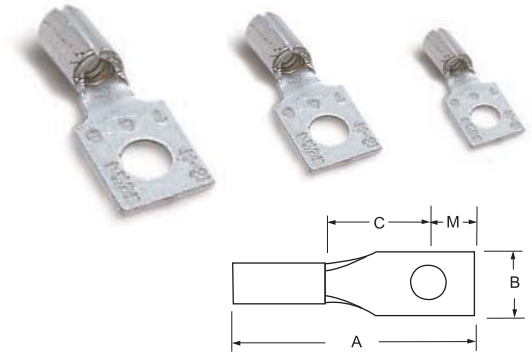
Cat. No.	Pkg. Qty.	Bolt Hole	Wire Range	Rec. Tool	Dimensions (in.)				BU-Ships Tongue Shape	Stock Thick. (in.)
					A	B	C	M		
RA486	1,000	#4	22-18	ERG4001	0.796	0.237	0.237	0.143	L86P-1	0.03
RA485		#4			1.015	0.237	0.404	0.195	L85P-1	
RA483		#5			0.859	0.277	0.277	0.143	L83P-1	
RA484		#6			1.015	0.237	0.404	0.195	L84P-1	
RA481		#6			1.109	0.302	0.465	0.227	L81P-1	
RA482		#8			1.109	0.302	0.465	0.227	L82P-1	
RA480*		#8			1.359	0.390	0.621	0.310	L80P-1	
RB486		#4			0.796	0.237	0.237	0.143	L86P-2	
RB485		#4			1.015	0.237	0.404	0.195	L85P-2	
RB483		#5			0.859	0.277	0.277	0.143	L83P-2	
RB484	#6	1.015	0.237	0.404	0.195	L84P-2				
RB481	#6	1.109	0.302	0.465	0.227	L81P-2				
RB482	#8	1.109	0.302	0.465	0.227	L82P-2				
RB480*	#8	1.359	0.390	0.621	0.310	L80P-2				
RC486	500	#4	12-10	ERG4005	0.984	0.237	0.237	0.143	L86P-3	0.04
RC485		#4			1.187	0.237	0.404	0.195	L85P-3	
RC483		#5			1.046	0.277	0.277	0.143	L83P-3	
RC484		#6			1.203	0.237	0.404	0.195	L84P-3	
RC481		#6			1.281	0.302	0.465	0.227	L81P-3	
RC482		#8			1.281	0.302	0.465	0.227	L82P-3	
RC480*		#8			1.531	0.390	0.621	0.310	L80P-3	

* Not available on tape.

Note: RA, RB, RC486 for use with BU-Ships terminal board types 26TB. RA, RB, RC485 for use with 25TB and 27TB. RA, RB, RC483 for use with 8TB. RA, RB, RC484 for use with 10TB and 11TB. RA, RB, RC481 for use with 6TB, 7TB and 9TB. RA, RB, RC482 for use with 15TB. RA, RB, RC480 for use with 3TB, 4TB, 5TB, 16TB, 17TB and 18TB.

Note:
 22-18 ga. = 1-2 Navy
 16-14 ga. = 2-1/2-4 Navy
 12-10 ga. = 6-9 Navy

Non-Insulated Rectangular Rings



Cat. No.	Pkg. Qty.	Bolt Hole	Wire Range	Rec. Tool	Dimensions (in.)				BU-Ships Tongue Shape	Stock Thick. (in.)
					A	B	C	M		
A486	1,000	#4	22-18	ERG4002	0.65	0.237	0.237	0.143	L86	0.03
A485		#4			0.87	0.237	0.404	0.195	L85	
A483		#5			0.70	0.277	0.277	0.143	L83	
A484		#6			0.87	0.237	0.404	0.195	L84	
A481		#6			0.96	0.302	0.465	0.227	L81	
A482		#8			0.96	0.302	0.465	0.227	L82	
A480*		#8			1.21	0.390	0.621	0.310	L80	
B486		#4			0.65	0.237	0.237	0.143	L86	
B485		#4			0.87	0.237	0.404	0.195	L85	
B483		#5			0.70	0.277	0.277	0.143	L83	
B484	#6	0.87	0.237	0.404	0.195	L84				
B481	#6	0.96	0.302	0.465	0.227	L81				
B482	#8	0.96	0.302	0.465	0.227	L82				
B480*	#8	1.21	0.390	0.621	0.310	L80				
C486	500	#4	12-10	ERG4005	0.73	0.237	0.237	0.143	L86	0.04
C485		#4			0.90	0.237	0.404	0.195	L85	
C483		#5			0.76	0.277	0.277	0.143	L83	
C484		#6			0.94	0.237	0.404	0.195	L84	
C481		#6			1.03	0.302	0.465	0.227	L81	
C482		#8			1.03	0.302	0.465	0.227	L82	
C480*		#8			1.27	0.390	0.621	0.310	L80	

* Not available on tape.

Note: A, B, C486 for use with BU-Ships terminal board types 26TB. A, B, C485 for use with 25TB, 27TB. A, B, C483 for use with 8TB. A, B, C484 for use with 10TB and 11TB. A, B, C481 for use with 6TB, 7TB and 9TB. A, B, C482 for use with 15TB. A, B, C480 for use with 3TB, 5TB, 16TB, 17TB and 18TB.

Note:
 22-18 ga. = 1-2 Navy
 16-14 ga. = 2-1/2-4 Navy
 12-10 ga. = 6-9 Navy