



d²series

D-Series Size 2 LED Flood Luminaire



Catalog
Number

Notes

Type

Hit the Tab key or mouse over the page to see all interactive elements.

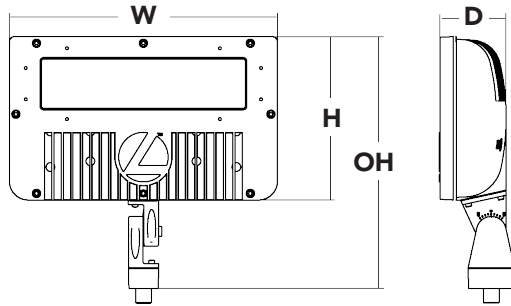
Introduction

The D-Series Size 2 Flood features precision optics to beautifully illuminate a variety of applications as its sleek, compact styling blends seamlessly with its environment.

The D-Series Flood reflector systems and cutting-edge chip-on-board LED technology produce low field-to-beam ratios for minimal spill light and incredible photometric performance. It's the ideal long-life replacement for 150 - 250W metal halide floods, with typical energy savings of 70% and expected service life of over 100,000 hours.

Specifications

EPA:	0.8 ft ² (0.05 m ²)
Depth:	3-1/8" (8.0 cm)
Width:	12-7/8" (32.6 cm)
Height:	7-3/4" (19.8 cm)
Overall Height:	12" (30.5 cm)
Weight:	10.5 lbs (4.8 kg)



Ordering Information

EXAMPLE: DSXF2 LED 4 A530/40K MSP MVOLT THK DDBXD

Series	Light Engines	Performance Package	Distribution	Voltage	Mounting	Options	Finish (required)
DSXF2 LED	3 Three COB engines ¹ 4 Four COB engines	530 mA options: A530/30K 3000K A530/40K 4000K A530/50K 5000K	NSP Narrow spot MSP Medium spot MFL Medium flood FL Flood WFL Wide flood WFR Wide flood, rectangular HMF Horizontal flood	MVOLT ² 120 ² 208 ² 240 ² 277 ² 347 480	Shipped included THK Knuckle with 1/2" NPS threaded pipe YKC62 Yoke with 16-3 SO cord IS Integral slipfitter (fits 2-3/8" O.D. tenon) Shipped separately³ DSXF1/2TS Tenon slipfitter (2-3/8" O.D. THK required) FTS CG6 Tenon slipfitter (2-7/8" O.D. YKC62 required)	Shipped installed PE Photocontrol, button style ⁴ DMG 0-10V dimming driver (no controls) ^{1,5} SF Single fuse (120, 277, 347V) ⁶ DF Double fuse (208, 240, 480V) ⁶ Shipped separately³ UBV Upper/bottom visor (universal) FV Full visor VG Vandal guard	DDBXD Dark bronze DBLXD Black DNAXD Natural aluminum DWHXD White

Stock configurations are offered for shorter lead times:

Standard Part Number	Stock Part Number
DSXF2 LED 3 A530/40K WFL MVOLT THK DDBXD	DSXF2 LED 3 40K
DSXF2 LED 3 A530/50K WFL MVOLT THK DDBXD	DSXF2 LED 3 50K
DSXF2 LED 4 A530/40K WFL MVOLT THK DDBXD	DSXF2 LED 4 40K
DSXF2 LED 4 A530/50K WFL MVOLT THK DDBXD	DSXF2 LED 4 50K

Accessories

Ordered and shipped separately.

DSXF1/2TS DDBXD U	Slipfitter for 1-1/4" to 2-3/8" O.D. tenons; mates with 1/2" threaded knuckle (specify finish)
FTS CG6 DDBXD U	Slipfitter for 2-3/8" to 2-7/8" O.D. tenons; mates with yoke mount (specify finish)
FRWB DDBXD U	Radius wall bracket, 2-3/8" O.D. tenon (specify finish)
FSPB DDBXD U	Steel square pole bracket, 2-3/8" O.D. tenon (specify finish)
DSXF2UBV DDBXD U	Upper/bottom visor accessory (specify finish)
DSXF2FV DDBXD U	Full visor accessory (specify finish)
DSXF2VG U	Vandal guard accessory

For more mounting options, visit our [Floodlighting Accessories](#) pages.

NOTES

- Not available with 347 or 480V.
- MVOLT driver operates on any line voltage from 120-277V. Specify 120, 208, 240 or 277 options only when ordering with fusing (SF, DF options) or photocontrol (PE).
- Also available as separate accessories; see Accessories information at left.
- Photocontrol (PE) requires 120, 208, 240, 277 or 347 voltage option.
- Not available with three-engine product (DSXF2 LED 3).
- Single fuse (SF) requires 120, 277 or 347 voltage option. Double fuse (DF) requires 208, 240 or 480 voltage option.



Performance Data

Lumen Output

Lumen values are from photometric tests performed in accordance with IESNA LM-79-08. Data is considered to be representative of the configurations shown, within the tolerances allowed by Lighting Facts. Actual performance may differ as a result of end-user environment and application. Actual wattage may differ by +/- 8% when operating between 120-480V +/- 10%. Contact factory for performance data on any configurations not shown here.

Light Engines	Drive Current (mA)	Performance Package	System Watts	Dist. Type	Field Angle		Beam Angle		30K (3000K, 70 CRI)			40K (4000K, 70 CRI)			50K (5000K, 70 CRI)			
					H	V	H	V	Max Cd	Lumens	LPW	Max Cd	Lumens	LPW	Max Cd	Lumens	LPW	
3	530	A530/--K	54W	NSP	48	49	19	19	19,398	3868	72	20,166	4648	86	20,103	4670	86	
					MSP	50	48	24	23	18,631	4234	78	18,619	5087	94	18,561	5111	95
					MFL	60	60	47	46	6177	3614	67	7751	4342	80	7726	4363	81
					FL	85	84	63	62	5069	4813	89	5124	5783	107	5108	5810	108
					WFL	106	106	71	72	3573	4776	88	3842	6108	113	3830	5766	107
					WFR	107	88	85	64	3513	4845	90	3828	5821	108	3816	5849	108
					HMF	100	62	80	13	3969	2119	39	3479	2546	47	3468	2558	47
4	530	A530/--K	74W	NSP	48	49	19	19	25,870	5159	70	26,893	6198	84	26,809	6228	84	
					MSP	50	48	24	23	25,415	5775	78	24,830	6933	94	24,752	6966	94
					MFL	60	60	47	46	8237	4820	65	10,336	5791	78	10,304	5818	79
					FL	85	84	63	62	6760	6419	87	6833	7712	104	6811	7749	105
					WFL	106	106	71	72	4758	6359	86	5124	7633	103	5108	7670	104
					WFR	107	88	85	64	4684	6462	87	5105	7764	105	5089	7801	105
					HMF	100	62	80	13	5293	2826	38	4639	3396	46	4625	3412	46

Lumen Ambient Temperature (LAT) Multipliers

Use these factors to determine relative lumen output for average ambient temperatures from 0-40°C (32-104°F).

Ambient	Lumen Multiplier
0°C	1.07
10°C	1.04
20°C	1.02
25°C	1.00
30°C	0.98
40°C	0.95

Projected LED Lumen Maintenance

Data references the extrapolated performance projections for the DSXF LED 4 A530 platform based on 8400 hours of LED testing (tested per IESNA LM-80-08 and projected per IESNA TM-21-11).

To calculate LLF, use the lumen maintenance factor that corresponds to the desired number of operating hours below. For other lumen maintenance values, contact factory.

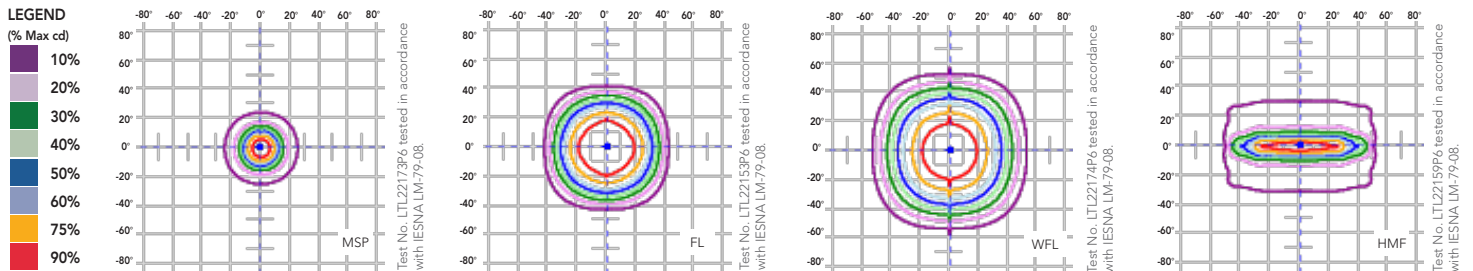
Operating Hours	0	25,000	50,000	100,000
Lumen Maintenance Factor	1.0	0.94	0.90	0.80

Electrical Load

Light Engines	Drive Current (mA)	System Watts	Current (A)					
			120	208	240	277	347	480
3	530	54W	0.47	0.28	0.22	0.2	0.17	0.12
4	530	74W	0.63	0.37	0.33	0.3	0.22	0.16

Photometric Diagrams

Iscandela plots for the DSXF2 LED 4 A530/40K.



To see complete photometric reports or download .ies files for this product, visit Lithonia Lighting's [D-Series Flood Size 2 homepage](#).

Mounting, Options and Accessories



FEATURES & SPECIFICATIONS

INTENDED USE

The sleek design of the D-Series Size 2 Flood reflects the embedded high performance LED technology. It is ideal for larger signage, facade and flagpole lighting in many commercial and residential applications.

CONSTRUCTION

Die-cast aluminum housing has integral heat sink fins to optimize thermal management through conductive and convective cooling. The LED driver is mounted in direct contact with the casting to promote low operating temperature and long life. Housing is completely sealed against moisture and environmental contaminants (IP65). Low EPA (0.8 ft²) for optimized wind loading.

FINISH

Exterior parts are protected by a zinc-infused Super Durable TGIC thermoset powder coat finish that provides superior resistance to corrosion and weathering. A tightly controlled multi-stage process ensures a minimum 3 mils thickness for a finish that can withstand extreme climate changes without cracking or peeling.

OPTICS

A variety of precision-molded vacuum-metallized specular reflectors are engineered for superior field-to-beam ratios, uniformity and spacing. Light engines are available in 3000K (70 CRI min.), 4000K (70 CRI min.) or 5000K (70 CRI min.) configurations. Optional visors offer additional versatility.

ELECTRICAL

Light engine(s) consist of chip-on-board (COB) LEDs directly coupled to the housing to maximize heat dissipation and promote long life (100,000 hrs, L80). Class 1 electronic driver has a power factor >90%, THD <20%, and has an expected life of 100,000 hours with <1% failure rate. Surge protection meets a minimum Category C Low operation (per ANSI/IEEE C62.41.2).

INSTALLATION

Integral adjustable knuckle with 1/2-14 NPS threaded pipe, tenon slipfitter, or yoke mounting, facilitates quick and easy installation to a variety of mounting accessories. This secure connection enables the D-Series Size 2 to withstand up to a 1.5 G vibration load rating per ANSI C136.31.

LISTINGS

CSA certified to U.S. and Canadian standards. Luminaire is IP65 rated. Rated for -40°C minimum ambient.

DesignLights Consortium® (DLC) qualified product. Not all versions of this product may be DLC qualified. Please check the DLC Qualified Products List at www.designlights.org to confirm which versions are qualified.

WARRANTY

Five year limited warranty. Full warranty terms located at www.acuitybrands.com/CustomerResources/Terms_and_conditions.aspx.

Note: Specifications subject to change without notice.



d²series

D-Series Size 2 LED Flood Luminaire



Catalog
Number

Notes

Type

Hit the Tab key or mouse over the page to see all interactive elements.

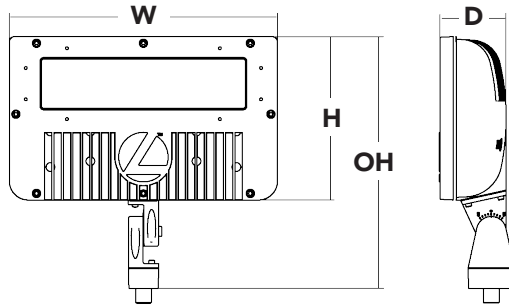
Introduction

The D-Series Size 2 Flood features precision optics to beautifully illuminate a variety of applications as its sleek, compact styling blends seamlessly with its environment.

The D-Series Flood reflector systems and cutting-edge chip-on-board LED technology produce low field-to-beam ratios for minimal spill light and incredible photometric performance. It's the ideal long-life replacement for 150 - 250W metal halide floods, with typical energy savings of 70% and expected service life of over 100,000 hours.

Specifications

EPA:	0.8 ft ² (0.05 m ²)
Depth:	3-1/8" (8.0 cm)
Width:	12-7/8" (32.6 cm)
Height:	7-3/4" (19.8 cm)
Overall Height:	12" (30.5 cm)
Weight:	10.5 lbs (4.8 kg)



Ordering Information

EXAMPLE: DSXF2 LED 4 A530/40K MSP MVOLT THK DDBXD

Series	Light Engines	Performance Package	Distribution	Voltage	Mounting	Options	Finish (required)
DSXF2 LED	3 Three COB engines ¹ 4 Four COB engines	530 mA options: A530/30K 3000K A530/40K 4000K A530/50K 5000K	NSP Narrow spot MSP Medium spot MFL Medium flood FL Flood WFL Wide flood WFR Wide flood, rectangular HMF Horizontal flood	MVOLT ² 120 ² 208 ² 240 ² 277 ² 347 480	Shipped included THK Knuckle with 1/2" NPS threaded pipe YKC62 Yoke with 16-3 SO cord IS Integral slipfitter (fits 2-3/8" O.D. tenon) Shipped separately³ DSXF1/2TS Tenon slipfitter (2-3/8" O.D. THK required) FTS CG6 Tenon slipfitter (2-7/8" O.D. YKC62 required)	Shipped installed PE Photocontrol, button style ⁴ DMG 0-10V dimming driver (no controls) ^{1,5} SF Single fuse (120, 277, 347V) ⁶ DF Double fuse (208, 240, 480V) ⁶ Shipped separately³ UBV Upper/bottom visor (universal) FV Full visor VG Vandal guard	DDBXD Dark bronze DBLXD Black DNAXD Natural aluminum DWHXD White

Stock configurations are offered for shorter lead times:

Standard Part Number	Stock Part Number
DSXF2 LED 3 A530/40K WFL MVOLT THK DDBXD	DSXF2 LED 3 40K
DSXF2 LED 3 A530/50K WFL MVOLT THK DDBXD	DSXF2 LED 3 50K
DSXF2 LED 4 A530/40K WFL MVOLT THK DDBXD	DSXF2 LED 4 40K
DSXF2 LED 4 A530/50K WFL MVOLT THK DDBXD	DSXF2 LED 4 50K

Accessories

Ordered and shipped separately.

DSXF1/2TS DDBXD U	Slipfitter for 1-1/4" to 2-3/8" O.D. tenons; mates with 1/2" threaded knuckle (specify finish)
FTS CG6 DDBXD U	Slipfitter for 2-3/8" to 2-7/8" O.D. tenons; mates with yoke mount (specify finish)
FRWB DDBXD U	Radius wall bracket, 2-3/8" O.D. tenon (specify finish)
FSPB DDBXD U	Steel square pole bracket, 2-3/8" O.D. tenon (specify finish)
DSXF2UBV DDBXD U	Upper/bottom visor accessory (specify finish)
DSXF2FV DDBXD U	Full visor accessory (specify finish)
DSXF2VG U	Vandal guard accessory

For more mounting options, visit our [Floodlighting Accessories](#) pages.

NOTES

- Not available with 347 or 480V.
- MVOLT driver operates on any line voltage from 120-277V. Specify 120, 208, 240 or 277 options only when ordering with fusing (SF, DF options) or photocontrol (PE).
- Also available as separate accessories; see Accessories information at left.
- Photocontrol (PE) requires 120, 208, 240, 277 or 347 voltage option.
- Not available with three-engine product (DSXF2 LED 3).
- Single fuse (SF) requires 120, 277 or 347 voltage option. Double fuse (DF) requires 208, 240 or 480 voltage option.



Performance Data

Lumen Output

Lumen values are from photometric tests performed in accordance with IESNA LM-79-08. Data is considered to be representative of the configurations shown, within the tolerances allowed by Lighting Facts. Actual performance may differ as a result of end-user environment and application. Actual wattage may differ by +/- 8% when operating between 120-480V +/- 10%. Contact factory for performance data on any configurations not shown here.

Light Engines	Drive Current (mA)	Performance Package	System Watts	Dist. Type	Field Angle		Beam Angle		30K (3000K, 70 CRI)			40K (4000K, 70 CRI)			50K (5000K, 70 CRI)			
					°H	°V	°H	°V	Max Cd	Lumens	LPW	Max Cd	Lumens	LPW	Max Cd	Lumens	LPW	
3	530	A530/--K	54W	NSP	48	49	19	19	19,398	3868	72	20,166	4648	86	20,103	4670	86	
					MSP	50	48	24	23	18,631	4234	78	18,619	5087	94	18,561	5111	95
					MFL	60	60	47	46	6177	3614	67	7751	4342	80	7726	4363	81
					FL	85	84	63	62	5069	4813	89	5124	5783	107	5108	5810	108
					WFL	106	106	71	72	3573	4776	88	3842	6108	113	3830	5766	107
					WFR	107	88	85	64	3513	4845	90	3828	5821	108	3816	5849	108
					HMF	100	62	80	13	3969	2119	39	3479	2546	47	3468	2558	47
4	530	A530/--K	74W	NSP	48	49	19	19	25,870	5159	70	26,893	6198	84	26,809	6228	84	
					MSP	50	48	24	23	25,415	5775	78	24,830	6933	94	24,752	6966	94
					MFL	60	60	47	46	8237	4820	65	10,336	5791	78	10,304	5818	79
					FL	85	84	63	62	6760	6419	87	6833	7712	104	6811	7749	105
					WFL	106	106	71	72	4758	6359	86	5124	7633	103	5108	7670	104
					WFR	107	88	85	64	4684	6462	87	5105	7764	105	5089	7801	105
					HMF	100	62	80	13	5293	2826	38	4639	3396	46	4625	3412	46

Lumen Ambient Temperature (LAT) Multipliers

Use these factors to determine relative lumen output for average ambient temperatures from 0-40°C (32-104°F).

Ambient	Lumen Multiplier
0°C	1.07
10°C	1.04
20°C	1.02
25°C	1.00
30°C	0.98
40°C	0.95

Projected LED Lumen Maintenance

Data references the extrapolated performance projections for the DSXF LED 4 A530 platform based on 8400 hours of LED testing (tested per IESNA LM-80-08 and projected per IESNA TM-21-11).

To calculate LLF, use the lumen maintenance factor that corresponds to the desired number of operating hours below. For other lumen maintenance values, contact factory.

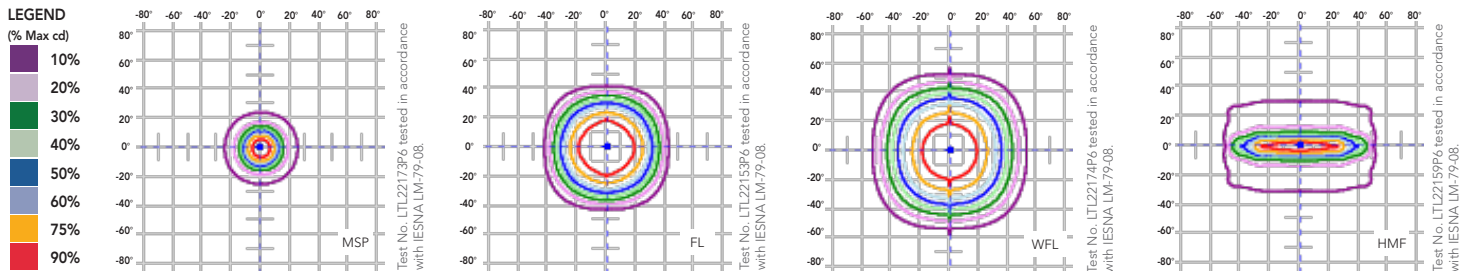
Operating Hours	0	25,000	50,000	100,000
Lumen Maintenance Factor	1.0	0.94	0.90	0.80

Electrical Load

Light Engines	Drive Current (mA)	System Watts	Current (A)					
			120	208	240	277	347	480
3	530	54W	0.47	0.28	0.22	0.2	0.17	0.12
4	530	74W	0.63	0.37	0.33	0.3	0.22	0.16

Photometric Diagrams

Iscandela plots for the DSXF2 LED 4 A530/40K.



To see complete photometric reports or download .ies files for this product, visit Lithonia Lighting's [D-Series Flood Size 2 homepage](#).

Mounting, Options and Accessories



FEATURES & SPECIFICATIONS

INTENDED USE

The sleek design of the D-Series Size 2 Flood reflects the embedded high performance LED technology. It is ideal for larger signage, facade and flagpole lighting in many commercial and residential applications.

CONSTRUCTION

Die-cast aluminum housing has integral heat sink fins to optimize thermal management through conductive and convective cooling. The LED driver is mounted in direct contact with the casting to promote low operating temperature and long life. Housing is completely sealed against moisture and environmental contaminants (IP65). Low EPA (0.8 ft²) for optimized wind loading.

FINISH

Exterior parts are protected by a zinc-infused Super Durable TGIC thermoset powder coat finish that provides superior resistance to corrosion and weathering. A tightly controlled multi-stage process ensures a minimum 3 mils thickness for a finish that can withstand extreme climate changes without cracking or peeling.

OPTICS

A variety of precision-molded vacuum-metallized specular reflectors are engineered for superior field-to-beam ratios, uniformity and spacing. Light engines are available in 3000K (70 CRI min.), 4000K (70 CRI min.) or 5000K (70 CRI min.) configurations. Optional visors offer additional versatility.

ELECTRICAL

Light engine(s) consist of chip-on-board (COB) LEDs directly coupled to the housing to maximize heat dissipation and promote long life (100,000 hrs, L80). Class 1 electronic driver has a power factor >90%, THD <20%, and has an expected life of 100,000 hours with <1% failure rate. Surge protection meets a minimum Category C Low operation (per ANSI/IEEE C62.41.2).

INSTALLATION

Integral adjustable knuckle with 1/2-14 NPS threaded pipe, tenon slipfitter, or yoke mounting, facilitates quick and easy installation to a variety of mounting accessories. This secure connection enables the D-Series Size 2 to withstand up to a 1.5 G vibration load rating per ANSI C136.31.

LISTINGS

CSA certified to U.S. and Canadian standards. Luminaire is IP65 rated. Rated for -40°C minimum ambient.

DesignLights Consortium® (DLC) qualified product. Not all versions of this product may be DLC qualified. Please check the DLC Qualified Products List at www.designlights.org to confirm which versions are qualified.

WARRANTY

Five year limited warranty. Full warranty terms located at www.acuitybrands.com/CustomerResources/Terms_and_conditions.aspx.

Note: Specifications subject to change without notice.

