

# Dura-Lag

## Dual-Element, Time-Delay Construction Grade Fuses

### Class RK5 – 250 Volt, $\frac{1}{10}$ -600 Amps

DLN-R




Catalog Symbol: DLN-R  
 Current-Limiting  
 Dual-Element, Time-Delay – 10 seconds (minimum)  
 at 500% rated current  
 Voltage Rating: 250Vac (or less)  
 125Vdc ( $\frac{1}{10}$ -200A)  
 250Vdc (201-600A)  
 Interrupting Rating: 200,000A RMS Symmetrical  
 20,000A dc  
 Agency Information:  
 UL Listed, Std. 248-12, Class RK5, Guide 198E, File E4273  
 CSA Certified, C22.2 No. 248.12, Class 1422-02, File 53787

Catalog Numbers

|          |          |           |
|----------|----------|-----------|
| DLN-R-1  | DLN-R-15 | DLN-R-100 |
| DLN-R-2  | DLN-R-20 | DLN-R-125 |
| DLN-R-2½ | DLN-R-25 | DLN-R-150 |
| DLN-R-3  | DLN-R-30 | DLN-R-175 |
| DLN-R-3¾ | DLN-R-35 | DLN-R-200 |
| DLN-R-4  | DLN-R-40 | DLN-R-225 |
| DLN-R-5  | DLN-R-45 | DLN-R-250 |
| DLN-R-6  | DLN-R-50 | DLN-R-300 |
| DLN-R-6¾ | DLN-R-60 | DLN-R-400 |
| DLN-R-8  | DLN-R-70 | DLN-R-600 |
| DLN-R-10 | DLN-R-80 | —         |
| DLN-R-12 | DLN-R-90 | —         |

CE logo denotes compliance with European Union Low Voltage Directive (50-1000Vac, 75-1500Vdc). Refer to Data Sheet: 8002 or contact Bussmann Application Engineering at 314-527-1270 for more information.

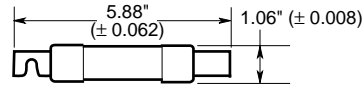


Recommended fuseblocks for Class R 250V fuses  
 See Data Sheet: 1110

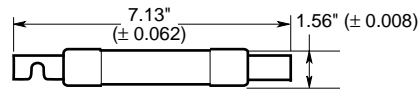
Dimensional Data



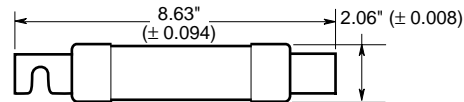
1/10A to 30A                      35A to 60A



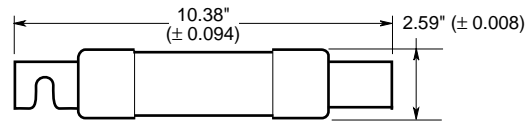
70A to 100A



110A to 200A



225A to 400A



450A to 600A

- Designed for contractor needs.
- Protects industrial equipment and large motors.
- Recommended for ac power distribution system mains, feeders and branch circuits.
- Industry standard time-delay of 10 seconds at 5 times the fuse rating.

Carton Quantity and Weight

| Ampere Ratings | Carton Qty. | Weight* |       |
|----------------|-------------|---------|-------|
|                |             | Lbs.    | Kg.   |
| 1/10-30        | 10          | 0.56    | 0.252 |
| 35-60          | 10          | 1.38    | 0.621 |
| 70-100         | 5           | 1.56    | 0.702 |
| 110-200        | 1           | 0.90    | 0.405 |
| 225-400        | 1           | 1.80    | 0.810 |
| 450-600        | 1           | 3.30    | 1.485 |

\*Weight per carton.

# Dura-Lag

## Dual-Element, Time-Delay Construction Grade Fuses

### Class RK5 – 250 Volt, $\frac{1}{10}$ -600 Amps

DLN-R




Catalog Symbol: DLN-R  
 Current-Limiting  
 Dual-Element, Time-Delay – 10 seconds (minimum)  
 at 500% rated current  
 Voltage Rating: 250Vac (or less)  
 125Vdc ( $\frac{1}{10}$ -200A)  
 250Vdc (201-600A)  
 Interrupting Rating: 200,000A RMS Symmetrical  
 20,000A dc  
 Agency Information:  
 UL Listed, Std. 248-12, Class RK5, Guide 198E, File E4273  
 CSA Certified, C22.2 No. 248.12, Class 1422-02, File 53787

Catalog Numbers

|          |          |           |
|----------|----------|-----------|
| DLN-R-1  | DLN-R-15 | DLN-R-100 |
| DLN-R-2  | DLN-R-20 | DLN-R-125 |
| DLN-R-2½ | DLN-R-25 | DLN-R-150 |
| DLN-R-3  | DLN-R-30 | DLN-R-175 |
| DLN-R-3¾ | DLN-R-35 | DLN-R-200 |
| DLN-R-4  | DLN-R-40 | DLN-R-225 |
| DLN-R-5  | DLN-R-45 | DLN-R-250 |
| DLN-R-6  | DLN-R-50 | DLN-R-300 |
| DLN-R-6¾ | DLN-R-60 | DLN-R-400 |
| DLN-R-8  | DLN-R-70 | DLN-R-600 |
| DLN-R-10 | DLN-R-80 | —         |
| DLN-R-12 | DLN-R-90 | —         |

CE logo denotes compliance with European Union Low Voltage Directive (50-1000Vac, 75-1500Vdc). Refer to Data Sheet: 8002 or contact Bussmann Application Engineering at 314-527-1270 for more information.



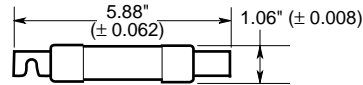
Recommended fuseblocks for  
 Class R 250V fuses  
 See Data Sheet: 1110

Dimensional Data

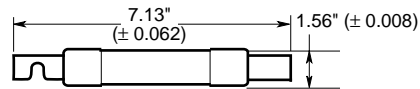


1/10A to 30A

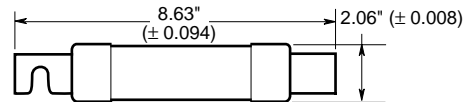
35A to 60A



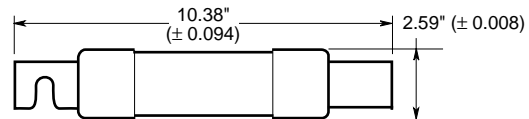
70A to 100A



110A to 200A



225A to 400A



450A to 600A

- Designed for contractor needs.
- Protects industrial equipment and large motors.
- Recommended for ac power distribution system mains, feeders and branch circuits.
- Industry standard time-delay of 10 seconds at 5 times the fuse rating.

Carton Quantity and Weight

| Ampere Ratings | Carton Qty. | Weight* |       |
|----------------|-------------|---------|-------|
|                |             | Lbs.    | Kg.   |
| 1/10-30        | 10          | 0.56    | 0.252 |
| 35-60          | 10          | 1.38    | 0.621 |
| 70-100         | 5           | 1.56    | 0.702 |
| 110-200        | 1           | 0.90    | 0.405 |
| 225-400        | 1           | 1.80    | 0.810 |
| 450-600        | 1           | 3.30    | 1.485 |

\*Weight per carton.