

## FEATURES & SPECIFICATIONS

### INTENDED USE

CHD open high bay fixture with anodized aluminum high bay reflector for use in high mounting heights that require high efficiencies and horizontal illumination with mounting heights of 20 feet and taller. Ideal for use in light manufacturing areas, storage areas and warehouse aisles.

CXD enclosed low bay fixture with white painted aluminum reflector and prismatic acrylic lens. Designed to produce balanced vertical and horizontal illumination for mounting heights of 20 feet or lower. Ideal for use in retail spaces, light manufacturing areas, storage areas and loading docks.

CTL HID worklight with steel safety cage for use as a temporary light source. Ideal for use in new construction and during renovation of interior spaces. Compatible with existing optical assemblies for CXD and CHD fixtures. **Certain airborne contaminants can diminish integrity of acrylic.** [Click here for Acrylic Environmental Compatibility table for suitable uses.](#)

### CONSTRUCTION

Durable die-cast aluminum housing in a compact design with smooth contours and electro-statically applied white polyester powder paint. Ballast and electrical components are fully contained and heat-sunk within the housing. Steel hook with spring steel latch on removable pendant splice is standard. Convenient side knockout entries in splice box allow for easy wiring. Hook is removed easily for conduit pendant mounting. CTL safety cage protects the lamp while allowing maximum light output in the space. 6' cord standard.

### OPTICS

CHD: Anodized spun-aluminum 15-inch reflectors feature an exclusive contour design for superior uniformity and high efficiency. Self-cleaning top with ventilated design carries contaminants out the top of the reflector.

CXD: Spun-aluminum 20-inch reflectors with electro-statically applied white polyester powder paint and clear acrylic lens are optically designed for superior uniformity and brightness control.

CTL: Lamp is 400W mogul base, ED37 or similar, type "O" protected metal halide.

### ELECTRICAL

Ballast: Pulse start, 100% factory tested high power factor. Meets or exceeds the minimum efficiency required by the Energy Independence and Security Act of 2007 (EISA).

Socket: Vertically oriented mogul base, PROTECTED EXCLUSIONARY base "PINK" socket with copper alloy nickel-plated screw shell and center contact. For use with "O" rated protected metal halide lamps only.

### LISTINGS

CHD and CTL: UL Listed to US and Canadian safety standards for 30°C to 50°C ambient operations and damp locations.

CXD: UL Listed to US and Canadian safety standards for 30°C to 40°C ambient operations and damp locations.

### WARRANTY

1-year limited warranty. Complete warranty terms located at [www.acuitybrands.com/CustomerResources/Terms\\_and\\_conditions.aspx](http://www.acuitybrands.com/CustomerResources/Terms_and_conditions.aspx)

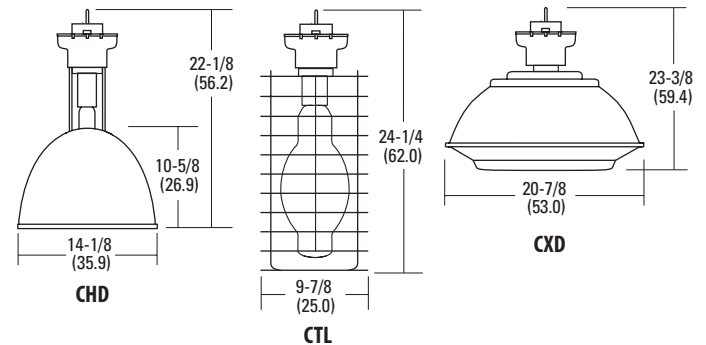
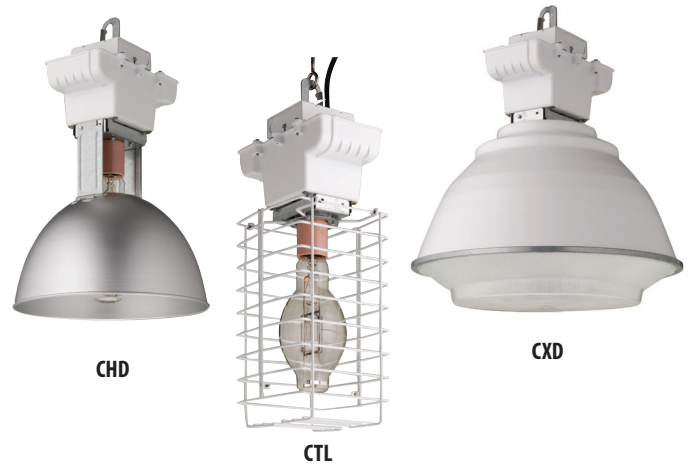
Actual performance may differ as a result of end-user environment and application.

Note: Specifications subject to change without notice.

Catalog Number
Notes
Type

Contractor Select

# HID High and Low Bays



Dimensions are inches (centimeters) unless otherwise specified.

## ORDERING INFORMATION

Catalog Number	UPC	Description	Wattage	Lamp Source	Voltage	Reflector Size	Lamp Included	Pallet Qty.	Standard Carton Qty.
CHD400PPSL	745975116041	High bay fixture	400	MH	120/208/240/277	15"	Y	18	1
CXD400PPSL	745975116027	Low bay fixture	400	MH	120/208/240/277	20"	Y	12	1
CTL400PPSL	745975136582	Industrial worklight	400	MH	120/208/240/277	—	Y	18	1
CHD400PL CSA <sup>1</sup>	745974444947	High bay fixture	400	MH	120/347	15"	Y	18	1
CXD400PL CSA <sup>1</sup>	745975398298	Low bay fixture	400	MH	120/347	20"	Y	12	1
Component Parts									
CHCX 400PPS HSG	745975348145	CH/CX housing, legs (for CHD only), splice box and hook	400	MH	120/208/240/277	—	N	112	1
A15	784231015759	CHD optical	—	—	—	15"	N	45	1
CXA20	745975415540	CXD optical	—	—	—	20"	N	12	1
RK1 CH/CXPSB W/HK	745975634637	Replacement PSB w/hook	—	—	—	—	—	—	1
WKLTCAGE U	745977119316	Replacement worklight cage	—	—	—	—	—	—	—

### Notes

1 CSA products come standard with probe-start ballasts.

# HID High and Low Bays

---



HID\_HIGH\_LOW\_BAYS

## FEATURES & SPECIFICATIONS

### INTENDED USE

CHD open high bay fixture with anodized aluminum high bay reflector for use in high mounting heights that require high efficiencies and horizontal illumination with mounting heights of 20 feet and taller. Ideal for use in light manufacturing areas, storage areas and warehouse aisles.

CXD enclosed low bay fixture with white painted aluminum reflector and prismatic acrylic lens. Designed to produce balanced vertical and horizontal illumination for mounting heights of 20 feet or lower. Ideal for use in retail spaces, light manufacturing areas, storage areas and loading docks.

CTL HID worklight with steel safety cage for use as a temporary light source. Ideal for use in new construction and during renovation of interior spaces. Compatible with existing optical assemblies for CXD and CHD fixtures. **Certain airborne contaminants can diminish integrity of acrylic. [Click here for Acrylic Environmental Compatibility table for suitable uses.](#)**

### CONSTRUCTION

Durable die-cast aluminum housing in a compact design with smooth contours and electro-statically applied white polyester powder paint. Ballast and electrical components are fully contained and heat-sunk within the housing. Steel hook with spring steel latch on removable pendant splice is standard. Convenient side knockout entries in splice box allow for easy wiring. Hook is removed easily for conduit pendant mounting. CTL safety cage protects the lamp while allowing maximum light output in the space. 6' cord standard.

### OPTICS

CHD: Anodized spun-aluminum 15-inch reflectors feature an exclusive contour design for superior uniformity and high efficiency. Self-cleaning top with ventilated design carries contaminants out the top of the reflector.

CXD: Spun-aluminum 20-inch reflectors with electro-statically applied white polyester powder paint and clear acrylic lens are optically designed for superior uniformity and brightness control.

CTL: Lamp is 400W mogul base, ED37 or similar, type "O" protected metal halide.

### ELECTRICAL

Ballast: Pulse start, 100% factory tested high power factor. Meets or exceeds the minimum efficiency required by the Energy Independence and Security Act of 2007 (EISA).

Socket: Vertically oriented mogul base, PROTECTED EXCLUSIONARY base "PINK" socket with copper alloy nickel-plated screw shell and center contact. For use with "O" rated protected metal halide lamps only.

### LISTINGS

CHD and CTL: UL Listed to US and Canadian safety standards for 30°C to 50°C ambient operations and damp locations.

CXD: UL Listed to US and Canadian safety standards for 30°C to 40°C ambient operations and damp locations.

### WARRANTY

1-year limited warranty. Complete warranty terms located at [www.acuitybrands.com/CustomerResources/Terms\\_and\\_conditions.aspx](http://www.acuitybrands.com/CustomerResources/Terms_and_conditions.aspx)

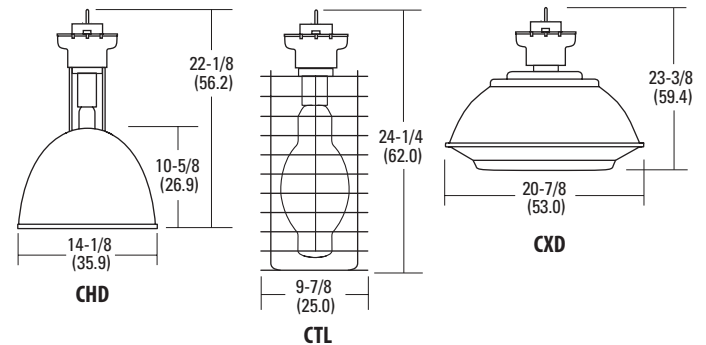
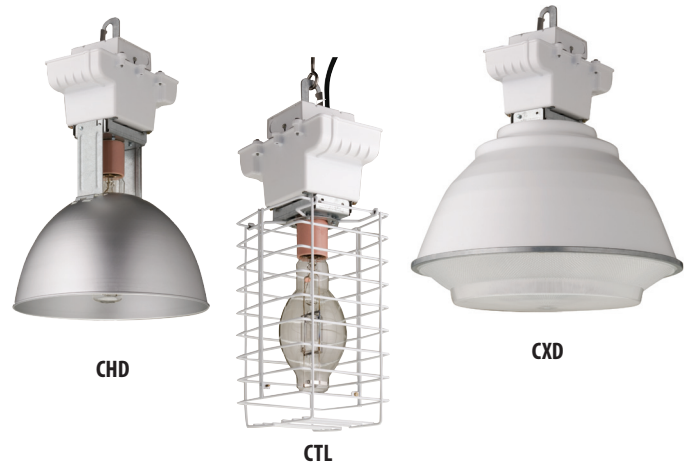
Actual performance may differ as a result of end-user environment and application.

Note: Specifications subject to change without notice.

Catalog Number
Notes
Type

Contractor Select

# HID High and Low Bays



Dimensions are inches (centimeters) unless otherwise specified.

## ORDERING INFORMATION

Catalog Number	UPC	Description	Wattage	Lamp Source	Voltage	Reflector Size	Lamp Included	Pallet Qty.	Standard Carton Qty.
CHD400PPSL	745975116041	High bay fixture	400	MH	120/208/240/277	15"	Y	18	1
CXD400PPSL	745975116027	Low bay fixture	400	MH	120/208/240/277	20"	Y	12	1
CTL400PPSL	745975136582	Industrial worklight	400	MH	120/208/240/277	—	Y	18	1
CHD400PL CSA <sup>1</sup>	745974444947	High bay fixture	400	MH	120/347	15"	Y	18	1
CXD400PL CSA <sup>1</sup>	745975398298	Low bay fixture	400	MH	120/347	20"	Y	12	1
Component Parts									
CHCX 400PPS HSG	745975348145	CH/CX housing, legs (for CHD only), splice box and hook	400	MH	120/208/240/277	—	N	112	1
A15	784231015759	CHD optical	—	—	—	15"	N	45	1
CXA20	745975415540	CXD optical	—	—	—	20"	N	12	1
RK1 CH/CXPSB W/HK	745975634637	Replacement PSB w/hook	—	—	—	—	—	—	1
WKLTCAGE U	745977119316	Replacement worklight cage	—	—	—	—	—	—	—

### Notes

1 CSA products come standard with probe-start ballasts.

# HID High and Low Bays

---



HID\_HIGH\_LOW\_BAYS