

# Cable Tray Ground Clamp

## Type CTGC



**Use:**  
Terminates ground wire to cable tray.

- Features:**
- For aluminum or copper conductors.
  - 1/4" hex wrench tightens both tray and conductor set screws.
  - Tray-gripping serrations bite through insulating oxide on surface of aluminum tray.
  - For 1/2" max. straight tray rail, or 1/4" 90° tray rail.
  - Conductor size #6 to 250 MCM

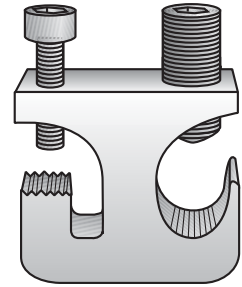
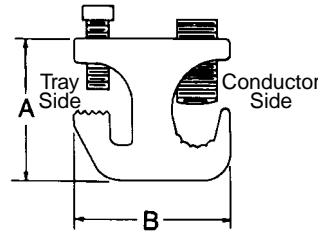
**Material/Finish:**  
Clamp - Extruded Aluminum/Tin Plated  
Screws - Steel/Zinc Electroplated

**Options:**  
Stainless steel screws are available - add suffix **SS**

**Third Party Certification:**

-  UL Listed: E-24264
-  CSA Certified: 009795  
For copper conductors only.

Catalog Number	Conductor Range AWG/kcmil		Dimensions in Inches	
	Min.	Max.	A	B
CTGC-6-25A	6	250	2	1 3/4



Type CTGC

**Applicable Third Party Standards:**

- UL Standard: 467
- CSA Standard: C22.2 No. 41
- NEC 250-77 and 318-6

# Ground Rod Clamps

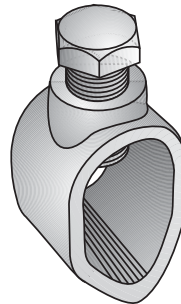
## Commodity Grade

### Type GRC

**Use:**  
To ground a conductor to a driven ground rod.



- Features:**
- High strength cast bronze.
  - Suitable for direct burial.

**Material:**  
Cast Bronze



Type GRC

**Third Party Certification:**

-  UL Listed: E-24264  
Suitable for direct burial.
-  CSA Certified: 057250

**Applicable Third Party Standards:**  
UL Standard 467  
CSA Standard: C22.2 No. 41  
National Electrical Code  
Articles 250-112, 250-113 and 250-115  
NEMA: FB-1

Catalog Number	Ground Rod Size Inches	Screw Thread Size (UNC-2A)	Conductor Range AWG		Dimensions in Inches		
			Min.	Max.	Max. Height	Max. Width Across Open End	Side Length
GRC-50-02B	1/2	3/8 - 16	10	2	1 13/16	1 3/16	1 1/16
GRC-62-02B	5/8	3/8 - 16	10	2	1 7/8	1 5/16	5/8
GRC-62-10B	3/4	3/8 - 16	8	1/0	1 15/16	7/8	1
GRC-75-10B	3/4	3/8 - 16	8	1/0	2 3/16	1 1/16	1 1/8

# Cable Tray Ground Clamp

## Type CTGC

**Use:**

Terminates ground wire to cable tray.

**Features:**

- For aluminum or copper conductors.
- 1/4" hex wrench tightens both tray and conductor set screws.
- Tray-gripping serrations bite through insulating oxide on surface of aluminum tray.
- For 1/2" max. straight tray rail, or 1/4" 90° tray rail.
- Conductor size #6 to 250 MCM

**Material/Finish:**

Clamp - Extruded Aluminum/Tin Plated  
Screws - Steel/Zinc Electroplated

**Options:**

Stainless steel screws are available - add suffix **SS**

**Third Party Certification:**



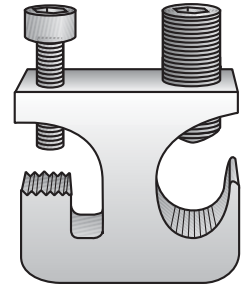
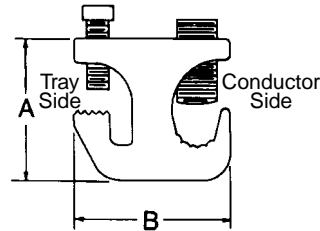
UL Listed: E-24264



CSA Certified: 009795

For copper conductors only.

Catalog Number	Conductor Range AWG/kcmil		Dimensions in Inches	
	Min.	Max.	A	B
CTGC-6-25A	6	250	2	1 1/4



Type CTGC

**Applicable Third Party Standards:**

UL Standard: 467

CSA Standard: C22.2 No. 41

NEC 250-77 and 318-6

# Ground Rod Clamps

## Commodity Grade

### Type GRC

**Use:**

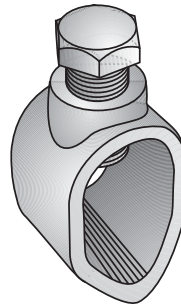
To ground a conductor to a driven ground rod.

**Features:**

- High strength cast bronze.
- Suitable for direct burial.

**Material:**

Cast Bronze



Type GRC

**Third Party Certification:**



UL Listed: E-24264

Suitable for direct burial.



CSA Certified: 057250

**Applicable Third Party Standards:**

UL Standard 467

CSA Standard: C22.2 No. 41

National Electrical Code

Articles 250-112, 250-113 and 250-115

NEMA: FB-1

Catalog Number	Ground Rod Size Inches	Screw Thread Size (UNC-2A)	Conductor Range AWG		Dimensions in Inches		
			Min.	Max.	Max. Height	Max. Width Across Open End	Side Length
GRC-50-02B	1/2	3/8 - 16	10	2	1 1/16	1 3/16	1 1/16
GRC-62-02B	5/8	3/8 - 16	10	2	1 1/8	1 5/16	5/8
GRC-62-10B	3/4	3/8 - 16	8	1/0	1 5/16	7/8	1
GRC-75-10B	1	3/8 - 16	8	1/0	2 1/16	1 1/16	1 1/8