

Limit Switches



Photoelectric Sensors



Inductive Sensors



Connectivity



5.1 Limit Switches

Product Overview	V9-T5-2
E47 Precision	V9-T5-3
Compact Prewired	V9-T5-4
E49 Mini Metal	V9-T5-5
E50 Heavy-Duty Plug-In	V9-T5-6
LS-Titan Miniature DIN Switches	V9-T5-7

5.2 Photoelectric Sensors

Product Overview	V9-T5-9
Enhanced 50 Series	V9-T5-10
SM Series	V9-T5-12
Comet Series	V9-T5-13
E58 Harsh-Duty Series	V9-T5-15

5.3 Inductive Sensors

Product Overview	V9-T5-17
iProx	V9-T5-19
E57 Premium+ Series	V9-T5-20
E57 Premium+ Series Short Barrel	V9-T5-21
Global Proximity	V9-T5-22
E52 Cube Style	V9-T5-23

5.4 Connectivity

Product Overview	V9-T5-24
Global Plus Connector Cables	V9-T5-25

For our complete product offering, see Volume 8—Sensing Solutions, CA08100010E,

Product Overview

Limit Switches Selection Guide



E47 Precision Switches



Compact Prewired Switches



E49 Mini Metal Switches



E50 Heavy-Duty Plug-in Switches



LS-Titan Miniature DIN Switches

Description	E47 Precision Switches	Compact Prewired Switches	E49 Mini Metal Switches	E50 Heavy-Duty Plug-in Switches	LS-Titan Miniature DIN Switches
	Page V9-T5-3	Page V9-T5-4	Page V9-T5-5	Page V9-T5-6	Page V9-T5-7
Overview	Specified when accurate repeatability, choice of operating forces and travel characteristics and tightly controlled action of cam or target in space restricted areas is of prime importance. Cost-effective and compact	Designed to be a versatile, slim device for hard-to-fit applications where sealing integrity is required; stackable ridge for ganged operations	Suitable for OEMs who require a small, cost-effective solution but cannot sacrifice durability and mechanical life as would be the case with a plastic IEC style switch	Versatile in design; high reliability; low maintenance costs with installation ease; best choice for heavy-duty limit switch applications; withstands physical and chemical abuse of harsh industrial environments	Eaton's LS-Titan limit switch line is a complete offering of safety position switches designed for worldwide application; economical insulated plastic or rugged metal enclosures and modular, plug-in operating heads and bodies make LS-Titan a flexible switching solution
Applications	Overhead, folding and elevator doors, sliding gates, automated guided vehicles and commercial instrumentation	Machine tool, food processing and packaging	Automatic vending machines, electronic assembly machines, elevators and lifts, injection molding, packaging	Punch presses, waste water treatment, machine tool, automotive, retrieval systems, industrial truck, car wash lines	Packaging, material handling, conveying, sorting and counting, positioning, and safety applications requiring positive opening contacts
Product features	Self-contained switches or with an enclosed cast housing for increased durability and conduit connection (1/2 in NPT) High current capacity for power load switching and motor handling capability Screw and solder terminations	Rugged aluminum alloy die cast housing Sealed construction with enclosure ratings of Type 4, 6 and 13 Prewired with 3M of 18 AWG, AWM 2517, 300V cable	Long life—rated for 10 million operations Pre-wired units with custom cable lengths available for high volume customers "Fingerproof" terminals protect against accidental shock	Modular operating heads, switch bodies and receptacles are interchangeable without field adjustment Order as complete assemblies or components for stocking and manufacturing flexibility 90 degree total travel, 5 degree pretravel characteristics are standard features	Modular, plug-in system (head and body components) Positive opening NC contacts for safety applications Wide variety of economical plastic and rugged metal versions available Operating heads can be rotated 90 degrees to suit specific direction of operation Unique electronic safety position switches (LSE models) provide analog (0–10 Vdc or 4–20 mA) outputs proportional to the actuator position and allow for easy configuration of a custom trip point Can be ordered as separate components (head and body) or as completely assembled switches
Contact ratings	NEMA A600, R300, AC-15, DC-13 15A/20A, 125 or 250 Vac	NEMA B300	5A at 250 Vac 5A at 30 Vdc	NEMA A600, R300 Lighted versions A150, R150 6A, 120 Vac; 10A continuous	AC-15, DC-13 6A at 240 Vac 3A at 24 Vdc 200 mA at 24 Vdc (LSE models)
Enclosure ratings	Enclosed—Type 1	Type 4, 6 and 13 IP67	IP65	Type 1, 3, 3S, 4, 4X, 6, 6P, 13 IP67	IP66, IP67
Construction	Basic—phenolic Enclosed—aluminum die cast	Aluminum alloy die cast	Zinc alloy	Zinc die cast	TBD
Approvals	UL® recognized CSA® certified	cULus	UL recognized	UL listed CSA certified IEC 947-5-1 TUV	Safety function by positive opening contacts per IEC/EN 60947-5-1 up to Category 4 per EN 954-1 TÜV-Rheinland certified for functional-safety (LSE models) CSA certified UL listed CE CCC

For our complete product offering, see Volume 8—Sensing Solutions, CA08100010E,

E47 Precision



Features

- The cost-effective solution for highly accurate switching applications
- Compact housings are ideal for use where space is restricted
- Precision, snap-action operators provide accurate repeatability of electrical and mechanical operating characteristics
- High current capacity (up to 20A) allows power load switching and motor handling capability
- Enclosed boot versions (shown on the left, in gray) shield actuators from debris
- Solder and spade terminals available
- 15A models shown, 20A models also available

Product Selection

E47 Precision

Basic Switches

Description	Type	Catalog Number 15A	Specifications ^①
Straight lever	Screw terminal	E47BMS22	OF max.—2.47 oz (70g)
			RF min.—0.49 oz (14g)
			PT max.—0.394 in (10 mm)
			OT max.—0.220 in (5.6 mm)
			MD max.—0.051 in (1.3 mm)
			FP max.—1.11 in (28.2 mm)
Standard lever	Screw terminal	E47BMS20	OP—0.748 in (19 mm)
			OF max.—3.53 oz (100g)
			RF min.—0.99 oz (28g)
			PT max.—0.197 in (5.0 mm)
			OT max.—0.079 in (2.0 mm)
			MD max.—0.039 in (1.0 mm)
Cross roller plunger	Screw terminal	E47BMS11	FP max.—0.976 in (24.8 mm)
			OP—0.748 in (19 mm)
			OF max.—12.3 oz (350g)
			RF max.—4.02 oz (114g)
			PT max.—0.016 in (0.4 mm)
			OT max.—0.14 in (3.58 mm)
Extended roller lever	Screw terminal	E47BMS42	MD max.—0.002 in (0.05 mm)
			OP—1.315 in (33.4 mm)
			OF max.—5.64 oz (160g)
			RF min.—0.78 oz (22g)
			PT max.—0.28 in (7.1 mm)
			OT max.—0.16 in (4 mm)
Roller lever	Screw terminal	E47BMS30	MD max.—0.04 in (1.02 mm)
			FP max.—1.437 in (36.5 mm)
			OP—1.189 in (30.2 mm)
			OF max.—5.64 oz (160g)
			RF min.—1.48 oz (42g)
			PT max.—0.106 in (2.7 mm)
			OT max.—0.094 in (2.4 mm)
			MD max.—0.02 in (0.5 mm)
			FP Mmax.—1.28 in (32.5 mm)
			OP—1.189 in (30.2 mm)

Enclosed Switches

Description	Catalog Number	Specifications ^①
Roller lever	E47BLS32	OF max.—20.1 oz (570g)
		RF min.—6.0 oz (1700g)
		PT max.—0.157 in (4.0 mm)
		OT max.—0.236 in (6.0 mm)
		MD max.—0.016 in (0.4 mm)
Booted roller lever	E47BLS33	OF max.—22.57 oz (640g)
		RF min.—8.11 oz (230g)
		PT max.—0.197 in (5.0 mm)
		OT max.—0.236 in (6.0 mm)
Booted roller plunger	E47BLS08 E47BLS12 (cross roller unit)	MD max.—0.016 in (0.4 mm)
		OF max.—17.64 oz (500g)
		RF min.—3.53 oz (100g)
		PT max.—0.039 in (1.0 mm)
		OT max.—0.138 in (3.5 mm)
Booted wobble	E47BLS14	MD max.—0.005 in (0.12 mm)
		OP—1.957 in (49.7 mm)
		OF max.—2.11 oz (60g)
		RF min.—0.88 oz (25g)
		PT max.—0.520 in (13.2 mm)
		OT max.—0.315 in (8.0 mm)
		MD max.—0.039 in (1.0 mm)

Note

- ^① OF = Operating Force; RF = Return Force; PT = Pre-Travel; OT = Overtravel; MD = Movement Differential; FP = Free Position; OP = Operating Position.

Compact Prewired



5

Features

- Rugged and dependable compact limit switch
- Rugged aluminum alloy die cast housing
- Sealed construction with enclosure ratings of Type 4, 6 and 13
- Prewired with 3m of 18 AWG, AWM 2517, 300V cable
- Stackable ridge for ganged operation

Product Selection

Compact Prewired

Compact Prewired

Actuator Type	Operating Force (Maximum)	Reset Force (Minimum)	Overtravel (Minimum)	Pre-Travel	Movement Differential (Maximum)	Operating Position	Catalog Number
Pin plunger	42.3 oz (1.2 kg)	15.9 oz (450g)	0.118 in (3 mm)	0.07 in (1.8 mm)	0.008 in (0.2 mm)	0.62 ± 0.04 in (15.7 ± 1 mm)	E47BCC05
Sealed plunger	63.5 oz (1.8 kg)	15.9 oz (450g)	0.118 in (3 mm)	0.07 in (1.8 mm)	0.008 in (0.2 mm)	0.99 ± 0.04 in (24.9 ± 1 mm)	E47BCC06
Roller plunger	42.3 oz (1.2 kg)	15.9 oz (450g)	0.118 in (3 mm)	0.07 in (1.8 mm)	0.008 in (0.2 mm)	1.12 ± 0.04 in (28.5 ± 1 mm)	E47BCC07
Sealed roller plunger	63.5 oz (1.8 kg)	15.9 oz (450g)	0.118 in (3 mm)	0.07 in (1.8 mm)	0.008 in (0.2 mm)	1.35 ± 0.04 in (34.3 ± 1 mm)	E47BCC08
Cross roller plunger	42.3 oz (1.2 kg)	15.9 oz (450g)	0.118 in (3 mm)	0.07 in (1.8 mm)	0.008 in (0.2 mm)	1.12 ± 0.04 in (28.5 ± 1 mm)	E47BCC11
Sealed cross roller plunger	63.5 oz (1.8 kg)	15.9 oz (450g)	0.118 in (3 mm)	0.07 in (1.8 mm)	0.008 in (0.2 mm)	1.35 ± 0.04 in (34.3 ± 1 mm)	E47BCC12
Bevel plunger	42.3 oz (1.2 kg)	15.9 oz (450g)	0.118 in (3 mm)	0.07 in (1.8 mm)	0.008 in (0.2 mm)	1.12 ± 0.04 in (28.5 ± 1 mm)	E47BCC13
Roller lever	20.5 oz (580g)	5.3 oz (150g)	40°	25° max.	3°	—	E47BCC15
Wobble stick	5.3 oz (150g)	—	—	15° max.	—	—	E47BCC20

E49 Mini Metal



Features

- Long life—rated for 10 million operations
- “Fingerproof” terminals protect against accidental shock
- Double-spring mechanism for contact reliability
- Captive screws on enclosure cover make wiring hassle-free
- SPDT double break

Product Selection

E49 Mini Metal

E49 Mini Metal

Operating Head Type	Specifications			Force to Operate Contacts	Minimum Return Force	Catalog Number—Assembled Units (Switch Body and Head) 1NO-1NC Contacts
	Travel to Operate Contacts	Travel to Reset Contacts	Total Travel			
Side rotary lever	20°	12°	70°	750g	100g	E49G31AP3
Adjustable side rotary lever	20°	12°	70°	750g	100g	E49G31UP3
Top pushbutton	0.06 in (1.5 mm)	0.04 in (1 mm)	0.22 in (5.5 mm)	900g	150g	E49G31BP3
Top push roller	0.06 in (1.5 mm)	0.04 in (1 mm)	0.22 in (5.5 mm)	900g	150g	E49G31CP3
Top push roller (90 degree roller)	0.06 in (1.5 mm)	0.04 in (1 mm)	0.22 in (5.5 mm)	900g	150g	E49G31C1P3
Adjustable rod lever	20°	12°	70°	750g	100g	E49G31DP3
Wobble stick (nylon coil)	1.18 in (30 mm)	—	—	150g	—	E49G31NP3
Wobble stick (metal coil)	1.18 in (30 mm)	—	—	150g	—	E49G31VP3
Wobble stick (metal rod)	1.18 in (30 mm)	—	—	150g	—	E49G31MP3
Wobble stick (whisker)	1.18 in (30 mm)	—	—	150g	—	E49G31XM3

E50 Heavy-Duty Plug-In



Features

- Modular, plug-in components (head, body and receptacle) provide application flexibility, reduced inventory and less downtime
- Manufactured to take the physical and environmental abuse (including cutting fluids and chemicals) of harsh industrial environments
- Chemical-resistant Viton® gaskets, seals and boots are standard, and so are captive, posi-drive screws
- 600V rating, ridge-topped contacts and wiping action assure continuity even to logic level circuits
- Rotary heads are field convertible clockwise, counterclockwise or both, without special tools

Product Selection

E50 Heavy-Duty Plug-In

Assembled Switches—Standard

Note: Order assembled (as shown in this product guide) or as head, body, receptacle and lever components.

Operating Head Type		Catalog Number
Side rotary (requires an operating lever)	Standard spring return—E50DR1 ①	E50AR1
	Low force spring return—E50DL1 ①	E50AL1
	Maintained two-position—E50DM1	E50AM1
Side pushbutton, spring return—E50DS1		E50AS1
Side pushbutton, adjustable spring return—E50DS2		E50AS2
Side push roller, spring return—E50DS3 ②		E50AS3
Side pushbutton, maintained—E50DH1		E50AH1
Top pushbutton, spring return—E50DT1		E50AT1
Top pushbutton, adjustable spring return—E50DT2		E50AT2
Top push roller, spring return—E50DT3 ②		E50AT3
Wobble head, spring return (requires a wobble operator)	Standard duty—E50DW1	E50AW1
	Heavy-duty high strength steel—E50DW2	E50AW2

Notes

① CW (clockwise) and CCW (counterclockwise) operation, easily convertible to CW only or CCW only operation.

② Roller can be converted in the field between horizontal and vertical.

LS-Titan Miniature DIN Switches






Features

- Modular, plug-in system (head and body components)
- Safety rated, with positive opening contacts and TUV certification on electronic (LSE) models
- Wide variety of economical plastic and rugged metal versions available
- Operating heads can be rotated 90 degrees to suit specific direction of operation
- Unique electronic safety position switches (LSE models) provide analog (0–10 Vdc or 4–20 mA) outputs proportional to the actuator position and allow for easy configuration of a custom trip point
- Can be ordered as separate components (head and body) or as completely assembled switches

Product Selection

LS-Titan Miniature DIN Switches

Plastic Safety Switches

Switch Body Catalog Number	LS-S02	LS-S20A	LS-S11S
Output Function	2NC with positive opening contacts	2NC with slow make/break	1NO and 1NC with positive opening contact
Terminal Connection	Screw terminal ①	Screw terminal ①	Screw terminal ①
Contact Sequence			

Description	Operating Head Type	Catalog Number—Assembled Switches		
	Catalog Number—Heads Only			
Top push roller plunger	LS-XP	LS-S02-P	LS-S20A-P	LS-S11S-P
Short roller lever	LS-XLS	LS-S02-LS	LS-S20A-LS	LS-S11S-LS
Angled roller	LS-XLA	LS-S02-LA	LS-S20A-LA	LS-S11S-LA
Rotary lever	LS-XRL	LS-S02-RL	LS-S20A-RL	LS-S11S-RL
Adjustable roller lever (with 18 mm roller)	LS-XRLA	LS-S02-RLA	LS-S20A-RLA	LS-S11S-RLA
Adjustable roller lever (with 40 mm roller)	LS-XRLA40	LS-S02-RLA40	LS-S20A-RLA40	LS-S11S-RLA40
Spring rod (wobble) ②	LS-XS	LS-S02-S	LS-S20A-S	LS-S11S-S

Notes

① Cage clamp versions available. Contact Application Engineering.

② Not to be used as a safety position switch. Use only in conjunction with snap-action contact.

5.1

Sensors and Limit Switches

Limit Switches

5

Plastic Electronic Safety Position Switches

	Switch Body Catalog Number	LSE-AI	LSE-AU
	Output Function	Analog 4–20 mA	Analog 0–10V
	Safety Functions and Approvals	Additional diagnostic output that registers a 0V signal in the event of a fault. Self-test function continuously tests both outputs for overloads, short circuits to 0V and short circuits to +Ue. Certified by TÜV to EN 954-1, Category 3 or 4. Suitable for protection of people or processes.	
	Contact Sequence	Analog 4–20 mA	Analog 0–10V
	Operating Head Type		
Description	Catalog Number—Heads Only	Catalog Number—Assembled Switches	
Top push roller plunger	LS-XP	LSE-AI-P	LSE-AU-P
Short roller lever	LS-XLS	LSE-AI-LS	LSE-AU-LS
Angled roller	LS-XLA	LSE-AI-LA	LSE-AU-LA
Rotary lever	LS-XRL	LSE-AI-RL	LSE-AU-RL
Adjustable roller lever (with 18 mm Roller)	LS-XRLA	LSE-AI-RLA	LSE-AU-RLA
Adjustable roller lever (with 40 mm roller)	LS-XRLA40	LSE-AI-RLA40	LSE-AU-RLA40
Spring rod (wobble) ①	LS-XS	LSE-AI-S	LSE-AU-S

Note

① Not to be used as a safety position switch. Use only in conjunction with snap-action contact.

Product Overview

Photoelectric Sensors Selection Guide



Description	Enhanced 50 Series Page V9-T5-10	SM Series Page V9-T5-12	Comet Series Page V9-T5-13	E58 Harsh-Duty Series Page V9-T5-15
Overview	Provides outstanding optical performance and application flexibility in a self-contained, industry-standard compact rectangular	Provides high performance and ease of use in an economical, miniature package	This high-performance, 18 mm flat tubular sensor family features a wide variety of models in all sensing modes	Designed to withstand the harshest physical, chemical and optical environments; available in 18 and 30 mm tubular enclosures
Sensing types and ranges	Thru-beam: 200 and 500 ft Reflex: 30 ft Polarized reflex: 16 ft Diffuse reflective: 5 and 10 ft Clear object detector: 45 in Infrared fiber optic: range varies with fiber Visible fiber optic: range varies with fiber	Thru-beam: 50 ft Polarized reflex: 10 ft Diffuse reflective: 8 in Perfect Prox [®] background rejection: 2 and 4 in	Thru-beam: 20 and 80 ft Reflex: 25 ft Polarized reflex: 15 and 10 ft Diffuse reflective: 8 and 24 in Focused diffuse reflective: 1.6 in Wide single diffuse: 6 in Fine spot Perfect Prox: 2 in Perfect Prox background rejection: 2, 4, 6 and 9 in Glass and plastic fiber optic: range varies with fiber	Thru-beam: 800 ft Reflex: 59 ft Polarized reflex: 34 ft Perfect Prox background rejection: 2, 4, 6 and 11 in
Product features	High optical performance, including 10-ft diffuse and 500-ft thru-beam versions Output options include a high-current 10A SPDT relay Built-in light/dark selection on all models	Highly visible LED indicators for power, output and alignment (TargetLock) TargetLock simplifies setup and ensures that the sensor operates at the highest level of reliability possible Perfect Prox models sense different colored targets at the same range and ignore objects in the background	The 18 mm tubular body has flat sides for added mounting flexibility Available in universal voltage AC/DC versions as well as DC only models Short circuit protection on all models	Designed to be the most rugged photoelectric sensor available Perfect Prox background rejection technology for unmatched optical performance Output status indicator is the brightest available and is visible from any angle and in any lighting condition
Operating voltage	24–240 Vac and 12–240 Vdc 10–40 Vdc	18–264 Vac and 18–50 Vdc 10–30 Vdc	90–132 Vac and 18–50 Vdc 20–264 Vac and 15–30 Vdc 10–30 Vdc	Two-wire models: 90–132 Vac and 18–50 Vac Three- and four-wire models: 20–132 Vac and 15–30 Vdc 10–30 Vdc
Output function	Selectable light or dark operate	Light and dark operate models available	Selectable light or dark operate	Light and dark operate models available
Maximum load current	DC units: 250 mA AC/DC units: 300 mA to 10A	AC/DC units—200 mA DC units—100 mA (NPN or PNP)	AC/DC units—300 mA DC units—250 mA (NPN), 100 mA (PNP)	AC/DC units—300 mA (100 mA for 18 mm diameter units) DC units—250 mA (NPN), 100 mA (PNP)
Enclosure ratings	IP67	Type 1, 3, 4, 4X, 6, 6P, 12 and 13 IP68	Type 1, 2, 3, 4, 4X, 6, 12 and 13	Type 1, 2, 3, 3R, 3S, 4, 4X, 6, 6P, 12, 12K and 13 IP69K
Response time range	DC operation: 2 ms AC operation: 15 ms	DC operation: 1 ms AC operation: 16 ms	DC operation: 1 ms AC operation: 10 ms 2W AC/DC operation: 32 ms	2 ms to 35 ms
Approvals	CSA approved Certified to UL standard, UL 508	UL listed cUL listed	UL recognized cUL recognized	UL listed cUL listed

Enhanced 50 Series



5

Features

- High-optical performance models, including a 500 ft (152m) thru-beam and a 10 ft (3m) diffuse reflective unit
- Output options include a 3A SPDT relay
- All units offer light/dark selection
- Logic options include ON-delay, OFF-delay and one-shot delay
- Fully potted construction for use in areas subject to washdown, high shock and/or vibration
- Choice of pre-wired power cable, built-in mini-connector, built-in micro-connector and pigtail micro-connector versions; standard pre-wired cable length is 6 ft (1.8m)

Product Selection

Enhanced 50 Series

Enhanced 50 Series Sensors

Description	Voltage Range	Sensing Range	Optimum Range	Sensing Beam	Thru-Beam Component	Output Type	Time Delay	Connection Type	Catalog Number
Thru-beam standard range	10–40 Vdc	200 ft (61m)	0.1–100 ft (0.03–31m)	Infrared	Source	N/A	N/A	4-pin Euro (micro) connector	1150E-6547
					Detector	NPN/PNP 250 mA	No		1250E-6547
	12–240 Vdc 24–240 Vac	200 ft (61m)	0.1–100 ft (0.03–31m)	Infrared	Source	N/A	N/A	4-pin micro connector	1150E-6543
					Detector	Isolated output solid-state relay 300 mA at 240 Vac/Vdc	No		1250E-6543
Thru-beam extended range	10–40 Vdc	500 ft (152m)	0.1–250 ft (0.03–77m)	Infrared	Source	N/A	N/A	4-pin Euro (micro) connector	1151E-6547
					Detector	NPN/PNP 250 mA	No		1251E-6547
	12–240 Vdc 24–240 Vac	500 ft (152m)	0.1–250 ft (0.03–77m)	Infrared	Source	N/A	N/A	4-pin micro connector	1151E-6543
					Detector	Isolated output solid-state relay 300 mA at 240 Vac/Vdc	No		1251E-6543
					N/A	N/A	4-pin mini-connector	1151E-6504	
						SPDT EM relay 3A at 120 Vac	No	5-pin mini-connector	1251E-6504

Reflex, Diffuse, and Clear Object Sensors

Description	Voltage Range	Sensing Range ^①	Optimum Range ^①	Sensing Beam	Output Type	Time Delay	Connection Type	Catalog Number
Standard reflex	10–40 Vdc	30 ft (9m)	0.5–15 ft (0.2–4.6m)	Visible red	NPN/PNP 250 mA	No	4-pin Euro (micro) connector	1450E-6547
	12–240 Vdc 24–240 Vac	30 ft (9m)	0.5–5 ft (0.2–4.6m)	Visible red	isolated output solid-state relay 300 mA at 240 Vac/Vdc	No	4-pin micro connector	1450E-6543
					SPDT EM relay 3A at 120 Vac	No	5-pin mini-connector	1450E-6504
Polarized reflex ^②	10–40 Vdc	16 ft (4.9m)	0.5–8 ft (0.2–2.5m)	Visible red	NPN/PNP 250 mA	No Yes	4-pin Euro (micro) connector	1451E-6547 1451E-8547
	12–240 Vdc 24–240 Vac	16 ft (4.9m)	0.5–8 ft (0.2–2.5m)	Visible red	Isolated output solid-state relay 300 mA at 240 Vac/Vdc	No	4-pin micro connector	1451E-6543
					SPDT EM relay 3A at 120 Vac	No	5-pin mini-connector	1451E-6504
Diffuse reflective extended range	10–40 Vdc	10 ft (3m) ^③	1–60 in (25–1520 mm) ^③	Infrared	NPN/PNP 250 mA	No	4-pin Euro (micro) connector	1351E-6547
	12–240 Vdc 24–240 Vac	10 ft (3m) ^③	1–60 in (25–1520 mm) ^③	Infrared	Isolated output solid-state relay 300 mA at 240 Vac/Vdc	No	4-pin micro connector	1351E-6543
					SPDT EM relay 3A at 120 Vac	No	5-pin mini-connector	1351E-6504
Clear object detector	10–40 Vdc	45 in (1.2m)	1–24 in (25–610 mm)	Visible red	NPN/PNP 250 mA	No	4-pin Euro (micro) connector	1452E-6547
	12–240 Vdc 24–240 Vac	45 in (1.2m)	1–24 in (25–610 mm)	Visible red	Isolated output solid-state relay 300 mA at 240 Vac/Vdc	No	4-pin micro connector	1452E-6543
					SPDT EM relay 3A at 120 Vac	No	5-pin mini-connector	1452E-6504

Notes

- ① Ranges based on 3 in retroreflector for reflex sensors.
 ② Polarized sensors may not operate with reflective tape. Test tape selection before installation.
 ③ Ranges based on 90% reflectance white card for diffuse reflective sensors.

SM Series



Features

- TargetLock technology makes SM Series™ the easiest photoelectric sensor to set up and use
- Highly visible LED indicators for power, output and TargetLock
- TargetLock simplifies setup and ensures the sensor operates at the highest level of reliability possible
- Perfect Prox models sense different colored targets at the same range and ignore objects in the background
- Visible beam on all models lets you see exactly where the sensor is pointing
- Compact size to fit in tight spaces
- Multiple mounting options, including industry-standard 18 mm threads
- Reverse polarity, overload and short circuit protection
- Full family includes thru-beam, polarized reflex, diffuse reflective and Perfect Prox background rejection

Product Selection

SM Series

SM Series Sensors

Description	Operating Voltage	Sensing Range ^①	Optimum Range ^②	Cutoff Range	Field of View	Thru-Beam Component	Connection Type	Light Operate Catalog Number	Dark Operate Catalog Number
Three-Wire and Four-Wire Sensors									
Thru-beam	10–30 Vdc	50 ft (15m)	0.1–25 ft (30 mm–7.5m)	—	10 in (254 mm) diameter at 10 ft (3m)	Source	4-pin micro DC connector	E65-SMTS15-HAD	—
						Detector	4-pin micro DC connector	—	E65-SMTD15-HDD
Polarized reflex	18–264 Vac 50/60 Hz or 18–50 Vdc	10 ft (3m)	0.1–5 ft (30 mm–1.5m)	—	1 in (25 mm) diameter at 50 in (1.3m)	—	4-pin micro AC connector	—	E65-SMPR3-GDD
	10–30 Vdc	10 ft (3m)	0.1–5 ft (30 mm–1.5m)	—	1 in (25 mm) diameter at 50 in (1.3m)	—	4-pin micro AC connector	—	E65-SMPR3-HDD
Diffuse reflective	18–264 Vac 50/60 Hz or 18–50 Vdc	8 in (200 mm)	0.25–5 in (6–127 mm)	—	2 in (50 mm) diameter at 5 in (127 mm)	—	4-pin micro AC connector	E65-SMSD200-GLD	—
	10–30 Vdc	8 in (200 mm)	0.25–5 in (6–127 mm)	—	2 in (50 mm) diameter at 5 in (127 mm)	—	4-pin micro DC connector	E65-SMSD200-HLD	—
Perfect Prox	18–264 Vac 50/60 Hz or 18–50 Vdc	2 in (50 mm)	0.4–1.8 in (10–45 mm)	2.3 in (58 mm) and beyond	0.25 in (6 mm) diameter at 2.25 in (57 mm)	—	4-pin micro AC connector	E65-SMPP050-GLD	—
	10–30 Vdc	2 in (50 mm)	0.4–1.8 in (10–45 mm)	2.3 in (58 mm) and beyond	0.25 in (6 mm) diameter at 2.25 in (57 mm)	—	4-pin micro DC connector	E65-SMPP050-HLD	—

Notes

- ① Sensor will detect a 90% reflectance white card at this range.
 ② Sensor will ignore a 90% reflectance white card at this range.

Comet Series



Features

- Industry-standard 18 mm diameter threaded body has flat sides allowing it to be mounted like a tubular sensor or against any flat surface
- Right-angle viewing models mount in a depth of only 6/10th of an inch
- Perfect Prox technology provides exceptional background rejection and application problem-solving
- Visible sensing beams let you see where the beam is aimed for quick setup and alignment
- Solid polyurethane housing completely encapsulates internal circuits for high resistance to shock and vibration

Product Selection

Comet Series

Reflex Sensors

Description	Operating Voltage	Sensing Range ^①	Optimum Range ^①	Field of View	Sensing Beam	Connection Type	Catalog Number
Three-Wire and Four-Wire Sensors							
Standard reflex forward viewing	20–264 Vac 50/60 Hz or 15–30 Vdc (NPN)	25 ft (7.6m)	0.1–15 ft (0.03–4.5m)	1 in (25 mm) diameter at 50 in (1.3m)	Visible red beam	4-pin micro AC connector	14102AQD03
	10–30 Vdc (NPN and PNP)	25 ft (7.6m)	0.1–15 ft (0.03–4.5m)	1 in (25 mm) diameter at 50 in (1.3m)	Visible red beam	4-pin micro DC connector	14102AQD07
Polarized reflex forward viewing ^②	20–64 Vac 50/60 Hz or 15–30 Vdc (NPN)	15 ft (4.5m)	0.1–15 ft (0.03–4.5m)	1 in (25 mm) diameter at 50 in (1.3m)	Visible red beam	4-pin micro AC connector	14101AQD03
	10–30 Vdc (NPN and PNP)	15 ft (4.5m)	0.1–10 ft (0.03–4.5m)	1 in (25 mm) diameter at 50 in (1.3m)	Visible red beam	4-pin micro DC connector	14101AQD07
Polarized reflex right-angle viewing ^{②③}	20–264 Vac 50/60 Hz or 15–30 Vdc (NPN)	10 ft (3m)	0.1–15 ft (0.03–4.5m)	1 in (25 mm) diameter at 50 in (1.3m)	Visible red beam	4-pin micro AC connector	14101RQD03
	15–30 Vdc	10 ft (3m)	0.1–15 ft (0.03–1.5m)	1 in (25 mm) diameter at 50 in (1.3m)	Visible red beam	4-pin micro DC connector	14101RQD07

Diffuse Reflective and Focused Diffuse Reflective Sensors

Description	Operating Voltage	Sensing Range ^④	Optimum Range	Field of View	Sensing Beam	Connection Type	Catalog Number
Three-Wire and Four-Wire Sensors							
Diffuse reflective forward viewing	20–264 Vac 50/60 Hz or 15–30 Vdc (NPN)	24 in (610 mm)	0.1–15 in (3–380 mm)	5 in (127 mm) diameter at 15 in (380 mm)	Infrared beam	4-pin micro AC connector	13100AQD03
	10–30 Vdc (NPN and PNP)						13100AQD07
Diffuse reflective right-angle viewing	20–264 Vac 50/60 Hz or 15–30 Vdc (NPN)	24 in (610 mm)	0.1–15 in (3–380 mm)	5 in (127 mm) diameter at 15 in (380 mm)	Infrared beam	4-pin micro AC connector	13100RQD03
	10–30 Vdc (NPN and PNP)						13100RQD07

Notes

- ① Ranges based on a 3 in diameter retroreflector.
- ② Polarized reflex sensors may not operate with retroreflective tape. Test selected tape prior to installation.
- ③ Right-angle viewing polarized reflex models are rated Type 1 only.
- ④ Sensor will detect a 90% reflective white card at this range.

Perfect Prox Background Rejection Sensor

Description	Operating Voltage	Nominal Range ^①	Optimum Range	Cutoff Range ^②	Field of View	Sensing Beam Type	Connection Type	Catalog Number
Three-Wire and Four-Wire Sensors								
Perfect Prox forward viewing	20–264 Vac 50/60 Hz or 15–30 Vdc (NPN)	2 in (50 mm) sharp cutoff	0.4–1.8 in (10–45 mm)	2.25 in (57 mm) and beyond	0.25 in (6 mm) diameter at 2.25 in (64 mm)	Visible red	4-pin micro AC connector	13104AQD03
		4 in (100 mm) sharp cutoff	0.5–3 in (13–76 mm)	5 in (127 mm) and beyond	0.35 in (9 mm) diameter at 5 in (127 mm)	Visible red		13101AQD03
	10–30 Vdc (NPN and PNP)	2 in (50 mm) sharp cutoff	0.4–1.8 in (10–45 mm)	2.25 in (57 mm) and beyond	0.25 in (6 mm) diameter at 2.25 in (64 mm)	Visible red	4-pin micro DC connector	13104AQD07
		4 in (100 mm) sharp cutoff	0.5–3 in (13–76 mm)	5 in (127 mm) and beyond	0.35 in (9 mm) diameter at 5 in (127 mm)	Visible red		13101AQD07
Perfect Prox right-angle viewing	20–264 Vac 50/60 Hz or 15–30 Vdc (NPN)	2 in (50 mm) sharp cutoff	0.4–1.8 in (10–45 mm)	2.25 in (57 mm) and beyond	0.25 in (6 mm) diameter at 2.25 in (64 mm)	Visible red	4-pin micro AC connector	13104RQD03
		4 in (100 mm) sharp cutoff	0.5–3 in (13–76 mm)	5 in (127 mm) and beyond	0.35 in (9 mm) diameter at 5 in (127 mm)	Visible red		13104RS5003
	10–30 Vdc (NPN and PNP)	2 in (50 mm) sharp cutoff	0.4–1.8 in (10–45 mm)	2.25 in (57 mm) and beyond	0.25 in (6 mm) diameter at 2.25 in (64 mm)	Visible red	4-pin micro DC connector	13104RQD07
		4 in (100 mm) sharp cutoff	0.5–3 in (13–76 mm)	5 in (127 mm) and beyond	0.35 in (9 mm) diameter at 5 in (127 mm)	Visible red		13104RS5007
Fine spot Perfect Prox forward viewing	20–264 Vac 50/60 Hz or 15–30 Vdc (NPN)	2 in (50 mm) sharp cutoff	0.9–1.8 in (23–45 mm)	2.25 in (57 mm) and beyond	0.05 in (1.3 mm) diameter at 1.7 in (43 mm)	Visible red	4-pin micro AC connector	13105AQD03
		10–30 Vdc (NPN and PNP)	2 in (50 mm) sharp cutoff	0.9–1.8 in (23–45 mm)	2.25 in (57 mm) and beyond	0.05 in (1.3 mm) diameter at 1.7 in (43 mm)	Visible red	4-pin micro DC connector

Notes

- ① Sensor will detect a 90% reflectance card at this range.
 ② Sensor will ignore a 90% reflectance card at this range.

E58 Harsh-Duty Series**Features**

- Sensors are available in 18 mm and 30 mm diameters
- Refined optics provide long range detection through high levels of lens or airborne contamination
- Perfect Prox technology provides exceptional background rejection and extremely high excess gain
- Resistant to the wide range of chemicals used in the automotive, food processing and forest products industries
- Suitable for high-temperature, high-pressure washdown (1200 psi)
- Visible sensing beam on all models lets you see where the beam is aimed for quick setup and alignment
- Output status indicator is the brightest available and is visible from any angle and in any lighting condition

Product Selection**E58 Harsh-Duty Series****Thru-Beam and Reflex Sensors**

Description	Operating Voltage	Sensing Range	Optimum Range	Field of View	Thru-Beam Component	Connection Type	Catalog Number
Three-Wire and Four-Wire Sensors							
30 mm diameter thru-beam	20–132 Vac 50/60 Hz or 15–30 Vdc	800 ft (250m)	0.1–300 ft (0.03–90m)	33 in (830 mm) diameter at 25 ft (7.6m)	Source	4-pin micro AC connector	E58-30TS250-GAP
					Detector	4-pin micro AC connector	E58-30TD250-GDP
	10–30 Vdc	800 ft (250m)	0.1–300 ft (0.03–90m)	33 in (830 mm) diameter at 25 ft (7.6m)	Detector	4-pin micro DC connector	E58-30TD250-HDP
30 mm diameter reflex	20–132 Vac 50/60 Hz or 15–30 Vdc	59 ft (18m)	1–40 ft (0.03–12m)	6 in (150 mm) diameter at 20 ft (6m)	—	4-pin micro AC connector	E58-30RS18-GDP
					—	4-pin micro DC connector	E58-30RS18-HDP
30 mm diameter polarized reflex	20–132 Vac 50/60 Hz or 15–30 Vdc	34 ft (10m)	1–20 ft (0.03–6m)	6 in (150 mm) diameter at 20 ft (6m)	—	4-pin micro AC connector	E58-30RP10-GDP
					—	4-pin micro DC connector	E58-30RP10-HDP
	10–30 Vdc	34 ft (10m)	1–20 ft (0.03–6m)	6 in (150 mm) diameter at 20 ft (6m)	—	4-pin micro DC connector	E58-30RP10-HDP

Perfect Prox Background Rejection Sensors

Description	Operating Voltage	Nominal Range ^①	Optimum Range ^②	Cutoff Range	Field of View	Connection Type	Catalog Number
Two-Wire Sensors							
18 mm diameter Perfect Prox	90–132 Vac 50/60 Hz or 18–50 Vdc	4 in (100 mm)	0.5–3 in (13–76 mm)	5 in (127 mm) and beyond	0.38 in (10 mm) diameter at 4 in (100 mm)	2m cable	E58-18DP100-EL
Three-Wire and Four-Wire Sensors							
18 mm diameter Perfect Prox	10–30 Vdc	4 in (100 mm)	0.5–3 inches (13–76 mm)	5 in (127 mm) and beyond	0.38 in (10 mm) diameter at 4 in (100 mm)	4-pin micro DC connector	E58-18DP100-HLP
30 mm diameter Perfect Prox	20–132 Vac 50/60 Hz or 15–30 Vdc	11 in (280 mm)	1–9 in (26–228 mm)	12.5 in (318 mm)	1.0 in (26 mm) diameter at 11 in (280 mm)	4-pin micro AC connector	E58-30DPS280-GLP
	10–30 Vdc	11 in (280 mm)	1–9 in (26–228 mm)	12.5 in (318 mm)	1.0 in (26 mm) diameter at 11 in (280 mm)	4-pin micro DC connector	E58-30DPS280-HLP

Notes

- ① Sensor will detect a 90% reflectance card at this range.
 ② Sensor will ignore a 90% reflectance card at this range

Product Overview

Inductive Sensors Selection Guide



Description	iProx Page V9-T5-19	E57 Premium+ Series Page V9-T5-20	E57 Premium+ Series Short Barrel Page V9-T5-21
Overview	Standard features include extended sensing ranges, high noise-immunity, extreme durability and includes autoconfigure technology. Optional advanced features include output delay, speed detection and cloning with the ProxView Software	High-performance inductive sensors include stainless steel models, extended ranges and right-angle sensing	Full featured sensors with shorter overall length than standard tubular sensors
Applications	Automotive, machine tool, material handling where high sensing performance and inventory consolidation is a priority	A wide variety of applications, including those where customers require AC/DC universal inventory sensors	Automation, robotics, transfer lines, conveyors, material handling
Product features	Auto-configure technology automatically detects a sinking (NPN) or sourcing (PNP) connection and switches the sensor accordingly, without any user intervention Optional computer programming cable and windows-based ProxView configuration software makes it easy to customize sensors Clone the sensor to match the characteristics of more than 4,800 competitive models, or configure it to match your specific application needs	12, 18 and 30 mm diameters Two-wire and three-wire AC and DC sensors AC/DC models operate on 20–250 Vac or Vdc	Available in 12, 18 and 30 mm diameters Two-wire sensors offer 20–250 Vac or Vdc operation; AC only 20–135 Vac Three-wire models operate on 6–30 Vdc
Output ratings	AC—250–500 mA DC—300–500 mA	AC mode—250–500 mA DC mode—200 mA	AC—200–500 mA continuous DC—500 mA continuous
Enclosure ratings	Type 4, 4X, 6, 6P, 12, 13 IEC—IP67	Type 4, 4X, 6, 6P, 12, 13 IEC—IP67	Type 4, 4X, 6, 6P, 12, 13 IEC—IP67
Construction	Stainless steel	Stainless steel	Stainless steel Semi-shielded models: nickel-plated brass
Approvals	cUL listed	cUL listed	UL listed CSA certified

5.3

Sensors and Limit Switches

Inductive Sensors

Product Selection Guide, continued



5

Description	Global Proximity	E52 Cube Style
	Page V9-T5-22	Page V9-T5-23
Overview	This full-line, tubular proximity sensor family provides a cost-effective solution for high volume OEM use	A family of industry-standard, cube-sized inductive sensors with long range capabilities
Applications	Machine tool detection, press applications, cam detection, material handling, valve and shaft position, automotive assembly	Automotive, manufacturing, machinery OEMs
Product features	8, 12, 18 and 30 mm diameters Two-wire sensors available in AC or DC versions Three-wire sensors available in DC versions	Long inductive proximity ranges available (up to 40 mm sensing distance) Four-wire DC models have complementary outputs (1NO-1NC) Four-wire DC models use auto-configure technology, which allows the sensor to automatically adapt for NPN or PNP without user intervention
Output ratings	AC mode—200 mA DC mode—100 mA	AC—400 mA maximum DC—300 mA maximum
Enclosure ratings	IP67	Type 4, 4X, 6, 6P, 12, 13 IEC—IP67
Construction	Nickel-plated brass 8 mm nano stainless steel	Zinc alloy PPS, PL
Approvals	cCSAus	cULus

iProx



Features

- Available in AC two-wire, DC three-wire and unique DC four-wire with complementary (NO-NC) or dual NO outputs
- Auto-configure technology automatically detects a sinking (NPN) or sourcing (PNP) connection and switches the sensor accordingly, without any user intervention
- Reliably detect metal targets at ranges superior to conventional shielded or unshielded tubular sensors
- Quality construction using a stainless steel barrel, 360-degree dual-color LED indicator, Ryton® impact-resistant face cap and vibration-absorbing potting compound
- Resistant to extreme temperatures (–40°C)

Product Selection

iProx

iProx Sensors

Description	Operating Voltage	Sensing Range	Shielding	Connection Type	NO Output ^① Catalog Number
Three-Wire Sensors					
12 mm diameter	6–48 Vdc	4 mm	Shielded	4-pin micro DC connector	E59-M12A105D01-D1
		10 mm	Unshielded	4-pin micro DC connector	E59-M12C110D01-D1
18 mm diameter	6–48 Vdc	8 mm	Shielded	4-pin micro DC connector	E59-M18A108D01-D1
		18 mm	Unshielded	4-pin micro DC connector	E59-M18C116D01-D1
30 mm diameter	6–48 Vdc	15 mm	Shielded	4-pin micro DC connector	E59-M30A115D01-D1
		29 mm	Unshielded	4-pin micro DC connector	E59-M30C129D01-D1

iProx Complementary and Dual Output

Description	Operating Voltage	Sensing Range	Shielding	Output Type	Connection Type	Complementary Outputs (1NO-1NC) Catalog Number
Four-Wire Sensors						
12 mm diameter	6–48 Vdc	4 mm	Shielded	NPN (sinking)	4-pin micro DC connector	E59-M12A105D01-D3NN
				PNP (sourcing)	4-pin micro DC connector	E59-M12A105D01-D3PP
18 mm diameter	6–48 Vdc	18 mm	Unshielded	NPN (sinking)	4-pin micro DC connector	E59-M18C116D01-D3NN
				PNP (sourcing)	4-pin micro DC connector	E59-M18C116D01-D3PP

Note

① Sensors are ordered with pre-set outputs from the factory, but can be later programmed either NO or NC using ProxView software.

E57 Premium+ Series



Features

- High-performance inductive sensors include stainless steel models, extended ranges and right angle sensing
- New expanded offering of two-wire, three-wire, AC, DC, and AC/DC multiple range sensor models
- Designed with stainless steel barrel and new potting compound for robust, high-temperature, high-pressure washdown, as well as intense shock and vibration applications
- 360° output status indicator is visible from any angle and in any light condition
- Resettable short circuit protection and reverse polarity in select models
- Wide temperature range –13° to 158°F (–25° to 70°C) on cable, micro-style connections

Product Selection

E57 Premium+ Series

E57 Premium+ Series

Description	Operating Voltage	Sensing Range (Sn)	Shielding	Connection Type ①	NO Output Catalog Number
Three-Wire Sensors					
12 mm diameter end sensing	6–48 Vdc	2 mm (standard range)	Shielded (NPN)	4-pin micro DC connector	E57LAL12T110SD
		2 mm (standard range)	Shielded (PNP)	4-pin micro DC connector	E57LAL12T111SD
		4 mm (standard range)	Unshielded (NPN)	4-pin micro DC connector	E57LAL12T110ED
		4 mm (standard range)	Unshielded (PNP)	4-pin micro DC connector	E57LAL12T111ED
18 mm diameter end sensing	6–48 Vdc	5 mm (standard range)	Shielded (NPN)	4-pin micro DC connector	E57LAL18T110SD
		5 mm (standard range)	Shielded (PNP)	4-pin micro DC connector	E57LAL18T111SD
		8 mm (standard range)	Unshielded (NPN)	4-pin micro DC connector	E57LAL18T110ED
		8 mm (standard range)	Unshielded (PNP)	4-pin micro DC connector	E57LAL18T111ED
		20 mm (extended range)	Non-embeddable (PNP)	4-pin micro DC connector	E57-18LE20-BD
		5 mm	Shielded (PNP)	4-pin micro DC connector	E57RAL18T111SD
30 mm diameter end sensing	6–48 Vdc	10 mm (standard range)	Shielded (PNP)	4-pin micro DC connector	E57LAL30T111SD
		15 mm (standard range)	Unshielded (PNP)	4-pin micro DC connector	E57LAL30T111ED

Note

① For cable lengths longer than 2 meters, add the number of the desired length in meters to the end of the listed catalog number (for catalog numbers ending with a number, add an **S** and then the length). Examples for a 5-meter cable: E57-18LE12-A becomes E57-18LE12-A**5**; E57LAL12A2 becomes E57LAL12A2**S5**.

E57 Premium+ Series Short Barrel**Features**

- The same quality constructions of the E57 Premium+ standard models, but much shorter
- Designed with stainless steel barrel and impact-absorbing new potting compound for robust, high-temperature, high-pressure washdown, as well as intense shock and vibration applications
- 360° output status indicator is visible from any angle and in any light condition
- Resettable short circuit protection in AC/DC and DC models
- Reverse polarity protection in three-wire DC versions
- Small size to fit in tight spaces

Product Selection**E57 Premium+ Series Short Barrel****Short Barrel Length Proximity Sensors**

Description	Operating Voltage	Sensing Range (Sn)	Shielding	Connection Type ^①	NO Output Catalog Number
Three-Wire Sensors					
12 mm diameter	6–48 Vdc	2 mm	Shielded (NPN)	4-pin micro DC connector	E57SAL12T110SD
			Shielded (PNP)	4-pin micro DC connector	E57SAL12T111SD
		4 mm	Unshielded (NPN)	4-pin micro DC connector	E57SAL12T110ED
			Unshielded (PNP)	4-pin micro DC connector	E57SAL12T111ED
18 mm diameter	6–48 Vdc	5 mm	Shielded (NPN)	4-pin micro DC connector	E57SAL18T110SD
			Shielded (PNP)	4-pin micro DC connector	E57SAL18T111SD
		8 mm	Unshielded (NPN)	4-pin micro DC connector	E57SAL18T110ED
			Unshielded (PNP)	4-pin micro DC connector	E57SAL18T111ED
30 mm diameter	6–48 Vdc	10 mm	Shielded (NPN)	4-pin micro DC connector	E57SAL30T110SD
			Shielded (PNP)	4-pin micro DC connector	E57SAL30T111SD
		15 mm	Unshielded (NPN)	4-pin micro DC connector	E57SAL30T110ED
			Unshielded (PNP)	4-pin micro DC connector	E57SAL30T111ED

Note

- ^① Cable models are supplied as standard with a 2-meter cable. A 5-meter cable is available by adding **S5** to the catalog number.
Example: E57SAL12T110 becomes E57SAL12T110**S5**.

Global Proximity



Features

- Features solid performance and a basic feature set for reliable, cost-effective sensing
- Available in a variety of sizes to fit all applications: 8 mm, 12 mm, 18 mm and 30 mm diameters
- Operate on 10–30 Vdc in two-wire and three-wire (NPN or PNP) configurations
- Switching frequency of 2 kHz for DC models
- Shielded and unshielded versions available
- Terminations include 2m cable, micro-connector and nano-connector

Product Selection

Global Proximity

Global Proximity Sensors

Description	Operating Voltage	Sensing Range	Shielding	Output Type	Connection Type	Catalog Number
Three-Wire Sensors						
8 mm diameter	10–30 Vdc	3 mm (extended range)	Shielded	NO (NPN)	4-pin micro DC connector	E57-08GE03-CDB
				NO (PNP)	4-pin micro DC connector	E57-08GE03-GDB
		6 mm (extended range)	Unshielded	NO (NPN)	4-pin micro DC connector	E57-08GE06-CDB
				NO (PNP)	4-pin micro DC connector	E57-08GE06-GDB
12 mm diameter	10–30 Vdc	5 mm (extended range)	Shielded	NO (NPN)	4-pin micro DC connector	E57-12GE05-CDB
				NO (PNP)	4-pin micro DC connector	E57-12GE05-GDB
		10 mm (extended range)	Unshielded	NO (NPN)	4-pin micro DC connector	E57-12GE10-CDB
				NO (PNP)	4-pin micro DC connector	E57-12GE10-GDB
18 mm diameter	10–30 Vdc	8 mm (extended range)	Shielded	NO (NPN)	4-pin micro DC connector	E57-18GE08-CDB
				NO (PNP)	4-pin micro DC connector	E57-18GE08-GDB
		18 mm (extended range)	Unshielded	NO (NPN)	4-pin micro DC connector	E57-18GE18-CDB
				NO (PNP)	4-pin micro DC connector	E57-18GE18-GDB
30 mm diameter	10–30 Vdc	15 mm (extended range)	Shielded	NO (NPN)	4-pin micro DC connector	E57-30GE15-CDB
				NO (PNP)	4-pin micro DC connector	E57-30GE15-GDB
		29 mm (extended range)	Unshielded	NO (NPN)	4-pin micro DC connector	E57-30GE29-CDB
				NO (PNP)	4-pin micro DC connector	E57-30GE29-GDB

E52 Cube**Features**

- Rugged inductive sensors in industry-standard cube package
- Long inductive proximity ranges available (up to 40 mm sensing distance)
- Four-wire DC models have complementary outputs (1NO-1NC)
- Four-wire DC models use auto-configure technology, which allows the sensor to automatically adapt for NPN or PNP without user intervention
- Robust design featuring vibration and impact-absorbing potting compound
- Ideal for extreme temperatures or high-pressure washdown environments

Product Selection

Note: Micro-connector models shown; mini-connector models also available.

E52 Cube Style**E52 Cube Inductive Proximity Sensors**

Description	Voltage Type	Output Configuration	Shielding	Output Type	Sensing Range	Connector Style	Catalog Number
DC Four-Wire Sensors							
Cube package (40 x 40 x 40 mm)	10–48 Vdc	NPN/PNP autoconfigure ①	Shielded	1NO-1NC	15 mm	DC 4-pin micro	E52Q-DL15SAD01
			Unshielded	1NO-1NC	15 mm	DC 4-pin micro	E52Q-DL15UAD01
			Shielded	1NO-1NC	20 mm	DC 4-pin micro	E52Q-DL20SAD01
			Unshielded	1NO-1NC	20 mm	DC 4-pin micro	E52Q-DL20UAD01
			Unshielded	1NO-1NC	25 mm	DC 4-pin micro	E52Q-DL25UAD01
			Unshielded	1NO-1NC	30 mm	DC 4-pin micro	E52Q-DL30UAD01
			Unshielded	1NO-1NC	35 mm	DC 4-pin micro	E52Q-DL35UAD01
			Unshielded	1NO-1NC	40 mm	DC 4-pin micro	E52Q-DL40UAD01

Note

① Autoconfigure technology allows the sensor to automatically adapt to NPN or PNP without user intervention.

Product Overview

Connectivity Selection Guide



5

Description	Global Plus Connector Cables
	Page V9-T5-25
Overview	Includes a wide variety of single- and double-connector cables in a variety of sizes (mini, micro, nano), lengths and jacket materials to fit any application
Sensing types and ranges	Nano (M8) Micro (M12) Mini
Product features	Industry standard connector types Industrial-duty polymer jackets consisting of PVC, PUR, or irradiated PUR Stranded copper conductors and polymer jackets provide a high resistance to bending motions Right angle units for applications that have constricted space
Enclosure ratings	Type 6P, IP68
Approvals	UL, cUL, CSA

Global Plus Connector Cables



Features

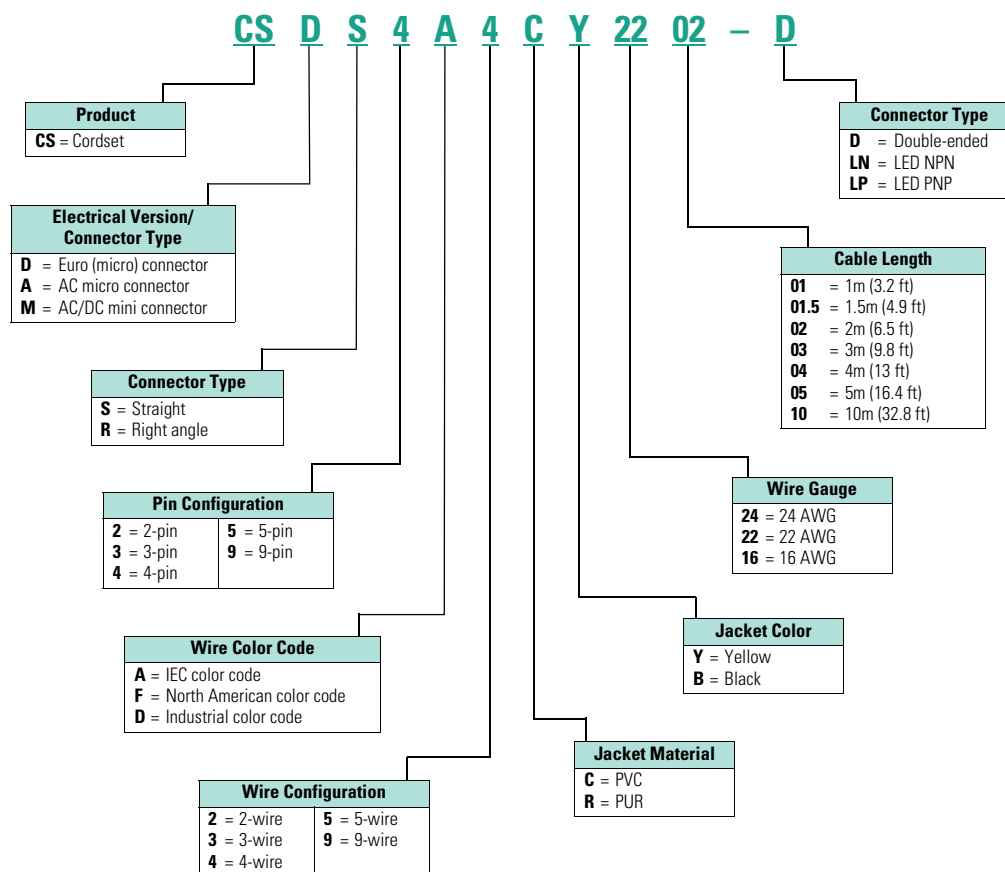
- Cost effective and reliable quick-disconnect cables
- A wide variety of single- and double-connector cables available
- Custom lengths are available upon request from the factory
- A full offering of nano, micro and mini connector cables in a variety of lengths and jacket materials available
- Field wireable accessories
- Straight and right-angle connector ends

Catalog Number Selection

Global Plus Connector Cables

Global Plus

Note: This is a representative guide to the catalog numbering system. All possible combinations may not be available for ordering.





Product Selection



Micro Style, Single-Connector Cables

Description	Voltage Style	Number of Pins	Gauge	Length	PVC Jacket Catalog Number	Pin Configuration/Wire Colors (Face View Female Shown)
Standard Cables						
Micro style straight female	DC	4-pin 3-wire	22 AWG	6 ft (2m)	CSDS4A3CY2202	 1-Brown 2-No wire 3-Blue 4-Black
		4-pin 4-wire	22 AWG	6 ft (2m)	CSDS4A4CY2202	 1-Brown 2-White 3-Blue 4-Black
		5-pin 5-wire	22 AWG	6 ft (2m)	CSDS5A5CY2202	 1-Brown 2-White 3-Blue 4-Black 5-Green/yellow
Micro style straight female	DC	4-pin 3-wire	22 AWG	6 ft (2m)	CSDR4A3CY2202	 1-Brown 2-No wire 3-Blue 4-Black
		4-pin 4-wire	22 AWG	6 ft (2m)	CSDR4A4CY2202	 1-Brown 2-White 3-Blue 4-Black
		5-pin 5-wire	22 AWG	6 ft (2m)	CSDR5A5CY2202	 1-Brown 2-White 3-Blue 4-Black 5-Green/yellow

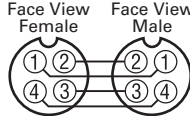
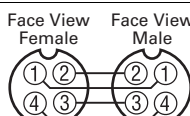
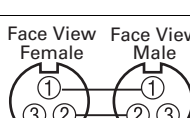
Mini Style, Single-Connector Cables

Description	Voltage Style	Number of Pins	Gauge	Length	PVC Jacket Catalog Number	Pin Configuration/Wire Colors (Face View Female Shown)
Standard Cables						
Mini style straight female	AC/DC	4-pin 4-wire	16 AWG	6 ft (2m)	CSMS4A4CY1602	 1-Black 2-Blue 3-Brown 4-White
	AC/DC	4-pin 5-wire	16 AWG	6 ft (2m)	CSMS5D5CY1602	 1-White 2-Red 3-Green 4-Orange 5-Black

Nano Style, Single-Connector Cables

Description	Voltage Style	Number of Pins	Gauge	Length	PVC Jacket Catalog Number	Pin Configuration/Wire Colors (Face View Female Shown)
Standard Cables						
Nano style straight female	—	3-pin 3-wire	24 AWG	6 ft (2m)	CSNS3A3CY2402	 1-Brown 3-Blue 4-Black
Nano style right angle female	—	3-pin 3-wire	24 AWG	6 ft (2m)	CSNR3A3CY2402	 1-Brown 3-Blue 4-Black

Micro and Mini Style, Double-Ended Connector Cables

Description	Voltage Style	Number of Pins	Gauge	Length	PVC Jacket Catalog Number	Pin Configuration/Wire Colors (Face View Female Shown)
Standard Cables						
Micro style straight female/male	DC	4-pin	22 AWG	6 ft (2m)	CSDS4A4CY2202-D	
Micro style straight female/ right angle male	DC	4-pin	22 AWG	6 ft (2m)	CSDR4A4CY2202-D	
Mini style straight female/male	AC/DC	3-pin	16 AWG	6 ft (2m)	CSMS3F3CY1602-DP	

Limit Switches



Photoelectric Sensors



Inductive Sensors



Connectivity



5.1 Limit Switches

Product Overview	V9-T5-2
E47 Precision	V9-T5-3
Compact Prewired	V9-T5-4
E49 Mini Metal	V9-T5-5
E50 Heavy-Duty Plug-In	V9-T5-6
LS-Titan Miniature DIN Switches	V9-T5-7

5.2 Photoelectric Sensors

Product Overview	V9-T5-9
Enhanced 50 Series	V9-T5-10
SM Series	V9-T5-12
Comet Series	V9-T5-13
E58 Harsh-Duty Series	V9-T5-15

5.3 Inductive Sensors

Product Overview	V9-T5-17
iProx	V9-T5-19
E57 Premium+ Series	V9-T5-20
E57 Premium+ Series Short Barrel	V9-T5-21
Global Proximity	V9-T5-22
E52 Cube Style	V9-T5-23

5.4 Connectivity

Product Overview	V9-T5-24
Global Plus Connector Cables	V9-T5-25

For our complete product offering, see Volume 8—Sensing Solutions, CA08100010E,

Product Overview

Limit Switches Selection Guide



E47 Precision Switches



Compact Prewired Switches



E49 Mini Metal Switches



E50 Heavy-Duty Plug-in Switches



LS-Titan Miniature DIN Switches

Description	E47 Precision Switches	Compact Prewired Switches	E49 Mini Metal Switches	E50 Heavy-Duty Plug-in Switches	LS-Titan Miniature DIN Switches
	Page V9-T5-3	Page V9-T5-4	Page V9-T5-5	Page V9-T5-6	Page V9-T5-7
Overview	Specified when accurate repeatability, choice of operating forces and travel characteristics and tightly controlled action of cam or target in space restricted areas is of prime importance. Cost-effective and compact	Designed to be a versatile, slim device for hard-to-fit applications where sealing integrity is required; stackable ridge for ganged operations	Suitable for OEMs who require a small, cost-effective solution but cannot sacrifice durability and mechanical life as would be the case with a plastic IEC style switch	Versatile in design; high reliability; low maintenance costs with installation ease; best choice for heavy-duty limit switch applications; withstands physical and chemical abuse of harsh industrial environments	Eaton's LS-Titan limit switch line is a complete offering of safety position switches designed for worldwide application; economical insulated plastic or rugged metal enclosures and modular, plug-in operating heads and bodies make LS-Titan a flexible switching solution
Applications	Overhead, folding and elevator doors, sliding gates, automated guided vehicles and commercial instrumentation	Machine tool, food processing and packaging	Automatic vending machines, electronic assembly machines, elevators and lifts, injection molding, packaging	Punch presses, waste water treatment, machine tool, automotive, retrieval systems, industrial truck, car wash lines	Packaging, material handling, conveying, sorting and counting, positioning, and safety applications requiring positive opening contacts
Product features	Self-contained switches or with an enclosed cast housing for increased durability and conduit connection (1/2 in NPT) High current capacity for power load switching and motor handling capability Screw and solder terminations	Rugged aluminum alloy die cast housing Sealed construction with enclosure ratings of Type 4, 6 and 13 Prewired with 3M of 18 AWG, AWM 2517, 300V cable	Long life—rated for 10 million operations Pre-wired units with custom cable lengths available for high volume customers "Fingerproof" terminals protect against accidental shock	Modular operating heads, switch bodies and receptacles are interchangeable without field adjustment Order as complete assemblies or components for stocking and manufacturing flexibility 90 degree total travel, 5 degree pretravel characteristics are standard features	Modular, plug-in system (head and body components) Positive opening NC contacts for safety applications Wide variety of economical plastic and rugged metal versions available Operating heads can be rotated 90 degrees to suit specific direction of operation Unique electronic safety position switches (LSE models) provide analog (0–10 Vdc or 4–20 mA) outputs proportional to the actuator position and allow for easy configuration of a custom trip point Can be ordered as separate components (head and body) or as completely assembled switches
Contact ratings	NEMA A600, R300, AC-15, DC-13 15A/20A, 125 or 250 Vac	NEMA B300	5A at 250 Vac 5A at 30 Vdc	NEMA A600, R300 Lighted versions A150, R150 6A, 120 Vac; 10A continuous	AC-15, DC-13 6A at 240 Vac 3A at 24 Vdc 200 mA at 24 Vdc (LSE models)
Enclosure ratings	Enclosed—Type 1	Type 4, 6 and 13 IP67	IP65	Type 1, 3, 3S, 4, 4X, 6, 6P, 13 IP67	IP66, IP67
Construction	Basic—phenolic Enclosed—aluminum die cast	Aluminum alloy die cast	Zinc alloy	Zinc die cast	TBD
Approvals	UL® recognized CSA® certified	cULus	UL recognized	UL listed CSA certified IEC 947-5-1 TUV	Safety function by positive opening contacts per IEC/EN 60947-5-1 up to Category 4 per EN 954-1 TÜV-Rheinland certified for functional-safety (LSE models) CSA certified UL listed CE CCC

For our complete product offering, see Volume 8—Sensing Solutions, CA08100010E,

E47 Precision



Features

- The cost-effective solution for highly accurate switching applications
- Compact housings are ideal for use where space is restricted
- Precision, snap-action operators provide accurate repeatability of electrical and mechanical operating characteristics
- High current capacity (up to 20A) allows power load switching and motor handling capability
- Enclosed boot versions (shown on the left, in gray) shield actuators from debris
- Solder and spade terminals available
- 15A models shown, 20A models also available

Product Selection

E47 Precision

Basic Switches

Description	Type	Catalog Number 15A	Specifications ①
Straight lever	Screw terminal	E47BMS22	OF max.—2.47 oz (70g)
			RF min.—0.49 oz (14g)
			PT max.—0.394 in (10 mm)
			OT max.—0.220 in (5.6 mm)
			MD max.—0.051 in (1.3 mm)
			FP max.—1.11 in (28.2 mm)
Standard lever	Screw terminal	E47BMS20	OP—0.748 in (19 mm)
			OF max.—3.53 oz (100g)
			RF min.—0.99 oz (28g)
			PT max.—0.197 in (5.0 mm)
			OT max.—0.079 in (2.0 mm)
			MD max.—0.039 in (1.0 mm)
Cross roller plunger	Screw terminal	E47BMS11	FP max.—0.976 in (24.8 mm)
			OP—0.748 in (19 mm)
			OF max.—12.3 oz (350g)
			RF max.—4.02 oz (114g)
			PT max.—0.016 in (0.4 mm)
			OT max.—0.14 in (3.58 mm)
Extended roller lever	Screw terminal	E47BMS42	MD max.—0.002 in (0.05 mm)
			OP—1.315 in (33.4 mm)
			OF max.—5.64 oz (160g)
			RF min.—0.78 oz (22g)
			PT max.—0.28 in (7.1 mm)
			OT max.—0.16 in (4 mm)
Roller lever	Screw terminal	E47BMS30	MD max.—0.04 in (1.02 mm)
			FP max.—1.437 in (36.5 mm)
			OP—1.189 in (30.2 mm)
			OF max.—5.64 oz (160g)
			RF min.—1.48 oz (42g)
			PT max.—0.106 in (2.7 mm)
			OT max.—0.094 in (2.4 mm)
			MD max.—0.02 in (0.5 mm)
			FP Mmax.—1.28 in (32.5 mm)
			OP—1.189 in (30.2 mm)

Enclosed Switches

Description	Catalog Number	Specifications ①
Roller lever	E47BLS32	OF max.—20.1 oz (570g)
		RF min.—6.0 oz (1700g)
		PT max.—0.157 in (4.0 mm)
		OT max.—0.236 in (6.0 mm)
		MD max.—0.016 in (0.4 mm)
Booted roller lever	E47BLS33	OF max.—22.57 oz (640g)
		RF min.—8.11 oz (230g)
		PT max.—0.197 in (5.0 mm)
		OT max.—0.236 in (6.0 mm)
Booted roller plunger	E47BLS08 E47BLS12 (cross roller unit)	MD max.—0.016 in (0.4 mm)
		OF max.—17.64 oz (500g)
		RF min.—3.53 oz (100g)
		PT max.—0.039 in (1.0 mm)
		OT max.—0.138 in (3.5 mm)
Booted wobble	E47BLS14	MD max.—0.005 in (0.12 mm)
		OP—1.957 in (49.7 mm)
		OF max.—2.11 oz (60g)
		RF min.—0.88 oz (25g)
		PT max.—0.520 in (13.2 mm)
		OT max.—0.315 in (8.0 mm)
		MD max.—0.039 in (1.0 mm)

Note

- ① OF = Operating Force; RF = Return Force; PT = Pre-Travel; OT = Overtravel; MD = Movement Differential; FP = Free Position; OP = Operating Position.

Compact Prewired



5

Features

- Rugged and dependable compact limit switch
- Rugged aluminum alloy die cast housing
- Sealed construction with enclosure ratings of Type 4, 6 and 13
- Prewired with 3m of 18 AWG, AWM 2517, 300V cable
- Stackable ridge for ganged operation

Product Selection

Compact Prewired

Compact Prewired

Actuator Type	Operating Force (Maximum)	Reset Force (Minimum)	Overtravel (Minimum)	Pre-Travel	Movement Differential (Maximum)	Operating Position	Catalog Number
Pin plunger	42.3 oz (1.2 kg)	15.9 oz (450g)	0.118 in (3 mm)	0.07 in (1.8 mm)	0.008 in (0.2 mm)	0.62 ± 0.04 in (15.7 ± 1 mm)	E47BCC05
Sealed plunger	63.5 oz (1.8 kg)	15.9 oz (450g)	0.118 in (3 mm)	0.07 in (1.8 mm)	0.008 in (0.2 mm)	0.99 ± 0.04 in (24.9 ± 1 mm)	E47BCC06
Roller plunger	42.3 oz (1.2 kg)	15.9 oz (450g)	0.118 in (3 mm)	0.07 in (1.8 mm)	0.008 in (0.2 mm)	1.12 ± 0.04 in (28.5 ± 1 mm)	E47BCC07
Sealed roller plunger	63.5 oz (1.8 kg)	15.9 oz (450g)	0.118 in (3 mm)	0.07 in (1.8 mm)	0.008 in (0.2 mm)	1.35 ± 0.04 in (34.3 ± 1 mm)	E47BCC08
Cross roller plunger	42.3 oz (1.2 kg)	15.9 oz (450g)	0.118 in (3 mm)	0.07 in (1.8 mm)	0.008 in (0.2 mm)	1.12 ± 0.04 in (28.5 ± 1 mm)	E47BCC11
Sealed cross roller plunger	63.5 oz (1.8 kg)	15.9 oz (450g)	0.118 in (3 mm)	0.07 in (1.8 mm)	0.008 in (0.2 mm)	1.35 ± 0.04 in (34.3 ± 1 mm)	E47BCC12
Bevel plunger	42.3 oz (1.2 kg)	15.9 oz (450g)	0.118 in (3 mm)	0.07 in (1.8 mm)	0.008 in (0.2 mm)	1.12 ± 0.04 in (28.5 ± 1 mm)	E47BCC13
Roller lever	20.5 oz (580g)	5.3 oz (150g)	40°	25° max.	3°	—	E47BCC15
Wobble stick	5.3 oz (150g)	—	—	15° max.	—	—	E47BCC20

E49 Mini Metal



Features

- Long life—rated for 10 million operations
- “Fingerproof” terminals protect against accidental shock
- Double-spring mechanism for contact reliability
- Captive screws on enclosure cover make wiring hassle-free
- SPDT double break

Product Selection

E49 Mini Metal

E49 Mini Metal

Operating Head Type	Specifications			Force to Operate Contacts	Minimum Return Force	Catalog Number—Assembled Units (Switch Body and Head) 1NO-1NC Contacts
	Travel to Operate Contacts	Travel to Reset Contacts	Total Travel			
Side rotary lever	20°	12°	70°	750g	100g	E49G31AP3
Adjustable side rotary lever	20°	12°	70°	750g	100g	E49G31UP3
Top pushbutton	0.06 in (1.5 mm)	0.04 in (1 mm)	0.22 in (5.5 mm)	900g	150g	E49G31BP3
Top push roller	0.06 in (1.5 mm)	0.04 in (1 mm)	0.22 in (5.5 mm)	900g	150g	E49G31CP3
Top push roller (90 degree roller)	0.06 in (1.5 mm)	0.04 in (1 mm)	0.22 in (5.5 mm)	900g	150g	E49G31C1P3
Adjustable rod lever	20°	12°	70°	750g	100g	E49G31DP3
Wobble stick (nylon coil)	1.18 in (30 mm)	—	—	150g	—	E49G31NP3
Wobble stick (metal coil)	1.18 in (30 mm)	—	—	150g	—	E49G31VP3
Wobble stick (metal rod)	1.18 in (30 mm)	—	—	150g	—	E49G31MP3
Wobble stick (whisker)	1.18 in (30 mm)	—	—	150g	—	E49G31XM3

E50 Heavy-Duty Plug-In



Features

- Modular, plug-in components (head, body and receptacle) provide application flexibility, reduced inventory and less downtime
- Manufactured to take the physical and environmental abuse (including cutting fluids and chemicals) of harsh industrial environments
- Chemical-resistant Viton® gaskets, seals and boots are standard, and so are captive, posi-drive screws
- 600V rating, ridge-topped contacts and wiping action assure continuity even to logic level circuits
- Rotary heads are field convertible clockwise, counterclockwise or both, without special tools

Product Selection

E50 Heavy-Duty Plug-In

Assembled Switches—Standard

Note: Order assembled (as shown in this product guide) or as head, body, receptacle and lever components.

Operating Head Type		Catalog Number
Side rotary (requires an operating lever)	Standard spring return—E50DR1 ①	E50AR1
	Low force spring return—E50DL1 ①	E50AL1
	Maintained two-position—E50DM1	E50AM1
Side pushbutton, spring return—E50DS1		E50AS1
Side pushbutton, adjustable spring return—E50DS2		E50AS2
Side push roller, spring return—E50DS3 ②		E50AS3
Side pushbutton, maintained—E50DH1		E50AH1
Top pushbutton, spring return—E50DT1		E50AT1
Top pushbutton, adjustable spring return—E50DT2		E50AT2
Top push roller, spring return—E50DT3 ②		E50AT3
Wobble head, spring return (requires a wobble operator)	Standard duty—E50DW1	E50AW1
	Heavy-duty high strength steel—E50DW2	E50AW2

Notes

① CW (clockwise) and CCW (counterclockwise) operation, easily convertible to CW only or CCW only operation.

② Roller can be converted in the field between horizontal and vertical.

LS-Titan Miniature DIN Switches






Features

- Modular, plug-in system (head and body components)
- Safety rated, with positive opening contacts and TUV certification on electronic (LSE) models
- Wide variety of economical plastic and rugged metal versions available
- Operating heads can be rotated 90 degrees to suit specific direction of operation
- Unique electronic safety position switches (LSE models) provide analog (0–10 Vdc or 4–20 mA) outputs proportional to the actuator position and allow for easy configuration of a custom trip point
- Can be ordered as separate components (head and body) or as completely assembled switches

Product Selection

LS-Titan Miniature DIN Switches

Plastic Safety Switches

Switch Body Catalog Number	LS-S02	LS-S20A	LS-S11S
Output Function	2NC with positive opening contacts	2NC with slow make/break	1NO and 1NC with positive opening contact
Terminal Connection	Screw terminal ①	Screw terminal ①	Screw terminal ①
Contact Sequence			

Description	Operating Head Type	Catalog Number—Assembled Switches		
	Catalog Number—Heads Only			
Top push roller plunger	LS-XP	LS-S02-P	LS-S20A-P	LS-S11S-P
Short roller lever	LS-XLS	LS-S02-LS	LS-S20A-LS	LS-S11S-LS
Angled roller	LS-XLA	LS-S02-LA	LS-S20A-LA	LS-S11S-LA
Rotary lever	LS-XRL	LS-S02-RL	LS-S20A-RL	LS-S11S-RL
Adjustable roller lever (with 18 mm roller)	LS-XRLA	LS-S02-RLA	LS-S20A-RLA	LS-S11S-RLA
Adjustable roller lever (with 40 mm roller)	LS-XRLA40	LS-S02-RLA40	LS-S20A-RLA40	LS-S11S-RLA40
Spring rod (wobble) ②	LS-XS	LS-S02-S	LS-S20A-S	LS-S11S-S

Notes

① Cage clamp versions available. Contact Application Engineering.

② Not to be used as a safety position switch. Use only in conjunction with snap-action contact.

5.1

Sensors and Limit Switches

Limit Switches

5

Plastic Electronic Safety Position Switches

	Switch Body Catalog Number	LSE-AI	LSE-AU
	Output Function	Analog 4–20 mA	Analog 0–10V
	Safety Functions and Approvals	Additional diagnostic output that registers a 0V signal in the event of a fault. Self-test function continuously tests both outputs for overloads, short circuits to 0V and short circuits to +Ue. Certified by TÜV to EN 954-1, Category 3 or 4. Suitable for protection of people or processes.	
	Contact Sequence	Analog 4–20 mA	Analog 0–10V
	Operating Head Type		
Description	Catalog Number—Heads Only	Catalog Number—Assembled Switches	
Top push roller plunger	LS-XP	LSE-AI-P	LSE-AU-P
Short roller lever	LS-XLS	LSE-AI-LS	LSE-AU-LS
Angled roller	LS-XLA	LSE-AI-LA	LSE-AU-LA
Rotary lever	LS-XRL	LSE-AI-RL	LSE-AU-RL
Adjustable roller lever (with 18 mm Roller)	LS-XRLA	LSE-AI-RLA	LSE-AU-RLA
Adjustable roller lever (with 40 mm roller)	LS-XRLA40	LSE-AI-RLA40	LSE-AU-RLA40
Spring rod (wobble) ①	LS-XS	LSE-AI-S	LSE-AU-S

Note

① Not to be used as a safety position switch. Use only in conjunction with snap-action contact.

Product Overview

Photoelectric Sensors Selection Guide



Description	Enhanced 50 Series Page V9-T5-10	SM Series Page V9-T5-12	Comet Series Page V9-T5-13	E58 Harsh-Duty Series Page V9-T5-15
Overview	Provides outstanding optical performance and application flexibility in a self-contained, industry-standard compact rectangular	Provides high performance and ease of use in an economical, miniature package	This high-performance, 18 mm flat tubular sensor family features a wide variety of models in all sensing modes	Designed to withstand the harshest physical, chemical and optical environments; available in 18 and 30 mm tubular enclosures
Sensing types and ranges	Thru-beam: 200 and 500 ft Reflex: 30 ft Polarized reflex: 16 ft Diffuse reflective: 5 and 10 ft Clear object detector: 45 in Infrared fiber optic: range varies with fiber Visible fiber optic: range varies with fiber	Thru-beam: 50 ft Polarized reflex: 10 ft Diffuse reflective: 8 in Perfect Prox [®] background rejection: 2 and 4 in	Thru-beam: 20 and 80 ft Reflex: 25 ft Polarized reflex: 15 and 10 ft Diffuse reflective: 8 and 24 in Focused diffuse reflective: 1.6 in Wide single diffuse: 6 in Fine spot Perfect Prox: 2 in Perfect Prox background rejection: 2, 4, 6 and 9 in Glass and plastic fiber optic: range varies with fiber	Thru-beam: 800 ft Reflex: 59 ft Polarized reflex: 34 ft Perfect Prox background rejection: 2, 4, 6 and 11 in
Product features	High optical performance, including 10-ft diffuse and 500-ft thru-beam versions Output options include a high-current 10A SPDT relay Built-in light/dark selection on all models	Highly visible LED indicators for power, output and alignment (TargetLock) TargetLock simplifies setup and ensures that the sensor operates at the highest level of reliability possible Perfect Prox models sense different colored targets at the same range and ignore objects in the background	The 18 mm tubular body has flat sides for added mounting flexibility Available in universal voltage AC/DC versions as well as DC only models Short circuit protection on all models	Designed to be the most rugged photoelectric sensor available Perfect Prox background rejection technology for unmatched optical performance Output status indicator is the brightest available and is visible from any angle and in any lighting condition
Operating voltage	24–240 Vac and 12–240 Vdc 10–40 Vdc	18–264 Vac and 18–50 Vdc 10–30 Vdc	90–132 Vac and 18–50 Vdc 20–264 Vac and 15–30 Vdc 10–30 Vdc	Two-wire models: 90–132 Vac and 18–50 Vac Three- and four-wire models: 20–132 Vac and 15–30 Vdc 10–30 Vdc
Output function	Selectable light or dark operate	Light and dark operate models available	Selectable light or dark operate	Light and dark operate models available
Maximum load current	DC units: 250 mA AC/DC units: 300 mA to 10A	AC/DC units—200 mA DC units—100 mA (NPN or PNP)	AC/DC units—300 mA DC units—250 mA (NPN), 100 mA (PNP)	AC/DC units—300 mA (100 mA for 18 mm diameter units) DC units—250 mA (NPN), 100 mA (PNP)
Enclosure ratings	IP67	Type 1, 3, 4, 4X, 6, 6P, 12 and 13 IP68	Type 1, 2, 3, 4, 4X, 6, 12 and 13	Type 1, 2, 3, 3R, 3S, 4, 4X, 6, 6P, 12, 12K and 13 IP69K
Response time range	DC operation: 2 ms AC operation: 15 ms	DC operation: 1 ms AC operation: 16 ms	DC operation: 1 ms AC operation: 10 ms 2W AC/DC operation: 32 ms	2 ms to 35 ms
Approvals	CSA approved Certified to UL standard, UL 508	UL listed cUL listed	UL recognized cUL recognized	UL listed cUL listed

Enhanced 50 Series



5

Features

- High-optical performance models, including a 500 ft (152m) thru-beam and a 10 ft (3m) diffuse reflective unit
- Output options include a 3A SPDT relay
- All units offer light/dark selection
- Logic options include ON-delay, OFF-delay and one-shot delay
- Fully potted construction for use in areas subject to washdown, high shock and/or vibration
- Choice of pre-wired power cable, built-in mini-connector, built-in micro-connector and pigtail micro-connector versions; standard pre-wired cable length is 6 ft (1.8m)

Product Selection

Enhanced 50 Series

Enhanced 50 Series Sensors

Description	Voltage Range	Sensing Range	Optimum Range	Sensing Beam	Thru-Beam Component	Output Type	Time Delay	Connection Type	Catalog Number
Thru-beam standard range	10–40 Vdc	200 ft (61m)	0.1–100 ft (0.03–31m)	Infrared	Source	N/A	N/A	4-pin Euro (micro) connector	1150E-6547
					Detector	NPN/PNP 250 mA	No		1250E-6547
	12–240 Vdc 24–240 Vac	200 ft (61m)	0.1–100 ft (0.03–31m)	Infrared	Source	N/A	N/A	4-pin micro connector	1150E-6543
					Detector	Isolated output solid-state relay 300 mA at 240 Vac/Vdc	No		1250E-6543
Thru-beam extended range	10–40 Vdc	500 ft (152m)	0.1–250 ft (0.03–77m)	Infrared	Source	N/A	N/A	4-pin Euro (micro) connector	1151E-6547
					Detector	NPN/PNP 250 mA	No		1251E-6547
	12–240 Vdc 24–240 Vac	500 ft (152m)	0.1–250 ft (0.03–77m)	Infrared	Source	N/A	N/A	4-pin micro connector	1151E-6543
					Detector	Isolated output solid-state relay 300 mA at 240 Vac/Vdc	No		1251E-6543
					N/A	N/A	4-pin mini-connector	1151E-6504	
						SPDT EM relay 3A at 120 Vac	No	5-pin mini-connector	1251E-6504

Reflex, Diffuse, and Clear Object Sensors

Description	Voltage Range	Sensing Range ^①	Optimum Range ^①	Sensing Beam	Output Type	Time Delay	Connection Type	Catalog Number
Standard reflex	10–40 Vdc	30 ft (9m)	0.5–15 ft (0.2–4.6m)	Visible red	NPN/PNP 250 mA	No	4-pin Euro (micro) connector	1450E-6547
	12–240 Vdc 24–240 Vac	30 ft (9m)	0.5–5 ft (0.2–4.6m)	Visible red	isolated output solid-state relay 300 mA at 240 Vac/Vdc	No	4-pin micro connector	1450E-6543
					SPDT EM relay 3A at 120 Vac	No	5-pin mini-connector	1450E-6504
Polarized reflex ^②	10–40 Vdc	16 ft (4.9m)	0.5–8 ft (0.2–2.5m)	Visible red	NPN/PNP 250 mA	No Yes	4-pin Euro (micro) connector	1451E-6547 1451E-8547
	12–240 Vdc 24–240 Vac	16 ft (4.9m)	0.5–8 ft (0.2–2.5m)	Visible red	Isolated output solid-state relay 300 mA at 240 Vac/Vdc	No	4-pin micro connector	1451E-6543
					SPDT EM relay 3A at 120 Vac	No	5-pin mini-connector	1451E-6504
Diffuse reflective extended range	10–40 Vdc	10 ft (3m) ^③	1–60 in (25–1520 mm) ^③	Infrared	NPN/PNP 250 mA	No	4-pin Euro (micro) connector	1351E-6547
	12–240 Vdc 24–240 Vac	10 ft (3m) ^③	1–60 in (25–1520 mm) ^③	Infrared	Isolated output solid-state relay 300 mA at 240 Vac/Vdc	No	4-pin micro connector	1351E-6543
					SPDT EM relay 3A at 120 Vac	No	5-pin mini-connector	1351E-6504
Clear object detector	10–40 Vdc	45 in (1.2m)	1–24 in (25–610 mm)	Visible red	NPN/PNP 250 mA	No	4-pin Euro (micro) connector	1452E-6547
	12–240 Vdc 24–240 Vac	45 in (1.2m)	1–24 in (25–610 mm)	Visible red	Isolated output solid-state relay 300 mA at 240 Vac/Vdc	No	4-pin micro connector	1452E-6543
					SPDT EM relay 3A at 120 Vac	No	5-pin mini-connector	1452E-6504

Notes

- ^① Ranges based on 3 in retroreflector for reflex sensors.
^② Polarized sensors may not operate with reflective tape. Test tape selection before installation.
^③ Ranges based on 90% reflectance white card for diffuse reflective sensors.

SM Series



Features

- TargetLock technology makes SM Series™ the easiest photoelectric sensor to set up and use
- Highly visible LED indicators for power, output and TargetLock
- TargetLock simplifies setup and ensures the sensor operates at the highest level of reliability possible
- Perfect Prox models sense different colored targets at the same range and ignore objects in the background
- Visible beam on all models lets you see exactly where the sensor is pointing
- Compact size to fit in tight spaces
- Multiple mounting options, including industry-standard 18 mm threads
- Reverse polarity, overload and short circuit protection
- Full family includes thru-beam, polarized reflex, diffuse reflective and Perfect Prox background rejection

Product Selection

SM Series

SM Series Sensors

Description	Operating Voltage	Sensing Range ^①	Optimum Range ^②	Cutoff Range	Field of View	Thru-Beam Component	Connection Type	Light Operate Catalog Number	Dark Operate Catalog Number
Three-Wire and Four-Wire Sensors									
Thru-beam	10–30 Vdc	50 ft (15m)	0.1–25 ft (30 mm–7.5m)	—	10 in (254 mm) diameter at 10 ft (3m)	Source	4-pin micro DC connector	E65-SMTS15-HAD	—
						Detector	4-pin micro DC connector	—	E65-SMTD15-HDD
Polarized reflex	18–264 Vac 50/60 Hz or 18–50 Vdc	10 ft (3m)	0.1–5 ft (30 mm–1.5m)	—	1 in (25 mm) diameter at 50 in (1.3m)	—	4-pin micro AC connector	—	E65-SMPR3-GDD
	10–30 Vdc	10 ft (3m)	0.1–5 ft (30 mm–1.5m)	—	1 in (25 mm) diameter at 50 in (1.3m)	—	4-pin micro AC connector	—	E65-SMPR3-HDD
Diffuse reflective	18–264 Vac 50/60 Hz or 18–50 Vdc	8 in (200 mm)	0.25–5 in (6–127 mm)	—	2 in (50 mm) diameter at 5 in (127 mm)	—	4-pin micro AC connector	E65-SMSD200-GLD	—
	10–30 Vdc	8 in (200 mm)	0.25–5 in (6–127 mm)	—	2 in (50 mm) diameter at 5 in (127 mm)	—	4-pin micro DC connector	E65-SMSD200-HLD	—
Perfect Prox	18–264 Vac 50/60 Hz or 18–50 Vdc	2 in (50 mm)	0.4–1.8 in (10–45 mm)	2.3 in (58 mm) and beyond	0.25 in (6 mm) diameter at 2.25 in (57 mm)	—	4-pin micro AC connector	E65-SMPP050-GLD	—
	10–30 Vdc	2 in (50 mm)	0.4–1.8 in (10–45 mm)	2.3 in (58 mm) and beyond	0.25 in (6 mm) diameter at 2.25 in (57 mm)	—	4-pin micro DC connector	E65-SMPP050-HLD	—

Notes

- ① Sensor will detect a 90% reflectance white card at this range.
 ② Sensor will ignore a 90% reflectance white card at this range.

Comet Series



Features

- Industry-standard 18 mm diameter threaded body has flat sides allowing it to be mounted like a tubular sensor or against any flat surface
- Right-angle viewing models mount in a depth of only 6/10th of an inch
- Perfect Prox technology provides exceptional background rejection and application problem-solving
- Visible sensing beams let you see where the beam is aimed for quick setup and alignment
- Solid polyurethane housing completely encapsulates internal circuits for high resistance to shock and vibration

Product Selection

Comet Series

Reflex Sensors

Description	Operating Voltage	Sensing Range ^①	Optimum Range ^①	Field of View	Sensing Beam	Connection Type	Catalog Number
Three-Wire and Four-Wire Sensors							
Standard reflex forward viewing	20–264 Vac 50/60 Hz or 15–30 Vdc (NPN)	25 ft (7.6m)	0.1–15 ft (0.03–4.5m)	1 in (25 mm) diameter at 50 in (1.3m)	Visible red beam	4-pin micro AC connector	14102AQD03
	10–30 Vdc (NPN and PNP)	25 ft (7.6m)	0.1–15 ft (0.03–4.5m)	1 in (25 mm) diameter at 50 in (1.3m)	Visible red beam	4-pin micro DC connector	14102AQD07
Polarized reflex forward viewing ^②	20–64 Vac 50/60 Hz or 15–30 Vdc (NPN)	15 ft (4.5m)	0.1–15 ft (0.03–4.5m)	1 in (25 mm) diameter at 50 in (1.3m)	Visible red beam	4-pin micro AC connector	14101AQD03
	10–30 Vdc (NPN and PNP)	15 ft (4.5m)	0.1–10 ft (0.03–4.5m)	1 in (25 mm) diameter at 50 in (1.3m)	Visible red beam	4-pin micro DC connector	14101AQD07
Polarized reflex right-angle viewing ^{②③}	20–264 Vac 50/60 Hz or 15–30 Vdc (NPN)	10 ft (3m)	0.1–15 ft (0.03–4.5m)	1 in (25 mm) diameter at 50 in (1.3m)	Visible red beam	4-pin micro AC connector	14101RQD03
	15–30 Vdc	10 ft (3m)	0.1–15 ft (0.03–1.5m)	1 in (25 mm) diameter at 50 in (1.3m)	Visible red beam	4-pin micro DC connector	14101RQD07

Diffuse Reflective and Focused Diffuse Reflective Sensors

Description	Operating Voltage	Sensing Range ^④	Optimum Range	Field of View	Sensing Beam	Connection Type	Catalog Number
Three-Wire and Four-Wire Sensors							
Diffuse reflective forward viewing	20–264 Vac 50/60 Hz or 15–30 Vdc (NPN)	24 in (610 mm)	0.1–15 in (3–380 mm)	5 in (127 mm) diameter at 15 in (380 mm)	Infrared beam	4-pin micro AC connector	13100AQD03
	10–30 Vdc (NPN and PNP)						13100AQD07
Diffuse reflective right-angle viewing	20–264 Vac 50/60 Hz or 15–30 Vdc (NPN)	24 in (610 mm)	0.1–15 in (3–380 mm)	5 in (127 mm) diameter at 15 in (380 mm)	Infrared beam	4-pin micro AC connector	13100RQD03
	10–30 Vdc (NPN and PNP)						13100RQD07

Notes

- ① Ranges based on a 3 in diameter retroreflector.
- ② Polarized reflex sensors may not operate with retroreflective tape. Test selected tape prior to installation.
- ③ Right-angle viewing polarized reflex models are rated Type 1 only.
- ④ Sensor will detect a 90% reflective white card at this range.

Perfect Prox Background Rejection Sensor

Description	Operating Voltage	Nominal Range ^①	Optimum Range	Cutoff Range ^②	Field of View	Sensing Beam Type	Connection Type	Catalog Number
Three-Wire and Four-Wire Sensors								
Perfect Prox forward viewing	20–264 Vac 50/60 Hz or 15–30 Vdc (NPN)	2 in (50 mm) sharp cutoff	0.4–1.8 in (10–45 mm)	2.25 in (57 mm) and beyond	0.25 in (6 mm) diameter at 2.25 in (64 mm)	Visible red	4-pin micro AC connector	13104AQD03
		4 in (100 mm) sharp cutoff	0.5–3 in (13–76 mm)	5 in (127 mm) and beyond	0.35 in (9 mm) diameter at 5 in (127 mm)	Visible red		13101AQD03
	10–30 Vdc (NPN and PNP)	2 in (50 mm) sharp cutoff	0.4–1.8 in (10–45 mm)	2.25 in (57 mm) and beyond	0.25 in (6 mm) diameter at 2.25 in (64 mm)	Visible red	4-pin micro DC connector	13104AQD07
		4 in (100 mm) sharp cutoff	0.5–3 in (13–76 mm)	5 in (127 mm) and beyond	0.35 in (9 mm) diameter at 5 in (127 mm)	Visible red		13101AQD07
Perfect Prox right-angle viewing	20–264 Vac 50/60 Hz or 15–30 Vdc (NPN)	2 in (50 mm) sharp cutoff	0.4–1.8 in (10–45 mm)	2.25 in (57 mm) and beyond	0.25 in (6 mm) diameter at 2.25 in (64 mm)	Visible red	4-pin micro AC connector	13104RQD03
		4 in (100 mm) sharp cutoff	0.5–3 in (13–76 mm)	5 in (127 mm) and beyond	0.35 in (9 mm) diameter at 5 in (127 mm)	Visible red		13104RS5003
	10–30 Vdc (NPN and PNP)	2 in (50 mm) sharp cutoff	0.4–1.8 in (10–45 mm)	2.25 in (57 mm) and beyond	0.25 in (6 mm) diameter at 2.25 in (64 mm)	Visible red	4-pin micro DC connector	13104RQD07
		4 in (100 mm) sharp cutoff	0.5–3 in (13–76 mm)	5 in (127 mm) and beyond	0.35 in (9 mm) diameter at 5 in (127 mm)	Visible red		13104RS5007
Fine spot Perfect Prox forward viewing	20–264 Vac 50/60 Hz or 15–30 Vdc (NPN)	2 in (50 mm) sharp cutoff	0.9–1.8 in (23–45 mm)	2.25 in (57 mm) and beyond	0.05 in (1.3 mm) diameter at 1.7 in (43 mm)	Visible red	4-pin micro AC connector	13105AQD03
		10–30 Vdc (NPN and PNP)	2 in (50 mm) sharp cutoff	0.9–1.8 in (23–45 mm)	2.25 in (57 mm) and beyond	0.05 in (1.3 mm) diameter at 1.7 in (43 mm)	Visible red	4-pin micro DC connector

Notes

- ① Sensor will detect a 90% reflectance card at this range.
 ② Sensor will ignore a 90% reflectance card at this range.

E58 Harsh-Duty Series**Features**

- Sensors are available in 18 mm and 30 mm diameters
- Refined optics provide long range detection through high levels of lens or airborne contamination
- Perfect Prox technology provides exceptional background rejection and extremely high excess gain
- Resistant to the wide range of chemicals used in the automotive, food processing and forest products industries
- Suitable for high-temperature, high-pressure washdown (1200 psi)
- Visible sensing beam on all models lets you see where the beam is aimed for quick setup and alignment
- Output status indicator is the brightest available and is visible from any angle and in any lighting condition

Product Selection**E58 Harsh-Duty Series****Thru-Beam and Reflex Sensors**

Description	Operating Voltage	Sensing Range	Optimum Range	Field of View	Thru-Beam Component	Connection Type	Catalog Number
Three-Wire and Four-Wire Sensors							
30 mm diameter thru-beam	20–132 Vac 50/60 Hz or 15–30 Vdc	800 ft (250m)	0.1–300 ft (0.03–90m)	33 in (830 mm) diameter at 25 ft (7.6m)	Source	4-pin micro AC connector	E58-30TS250-GAP
					Detector	4-pin micro AC connector	E58-30TD250-GDP
	10–30 Vdc	800 ft (250m)	0.1–300 ft (0.03–90m)	33 in (830 mm) diameter at 25 ft (7.6m)	Detector	4-pin micro DC connector	E58-30TD250-HDP
30 mm diameter reflex	20–132 Vac 50/60 Hz or 15–30 Vdc	59 ft (18m)	1–40 ft (0.03–12m)	6 in (150 mm) diameter at 20 ft (6m)	—	4-pin micro AC connector	E58-30RS18-GDP
					—	4-pin micro DC connector	E58-30RS18-HDP
30 mm diameter polarized reflex	20–132 Vac 50/60 Hz or 15–30 Vdc	34 ft (10m)	1–20 ft (0.03–6m)	6 in (150 mm) diameter at 20 ft (6m)	—	4-pin micro AC connector	E58-30RP10-GDP
					—	4-pin micro DC connector	E58-30RP10-HDP
	10–30 Vdc	34 ft (10m)	1–20 ft (0.03–6m)	6 in (150 mm) diameter at 20 ft (6m)	—	4-pin micro DC connector	E58-30RP10-HDP

Perfect Prox Background Rejection Sensors

Description	Operating Voltage	Nominal Range ^①	Optimum Range ^②	Cutoff Range	Field of View	Connection Type	Catalog Number
Two-Wire Sensors							
18 mm diameter Perfect Prox	90–132 Vac 50/60 Hz or 18–50 Vdc	4 in (100 mm)	0.5–3 in (13–76 mm)	5 in (127 mm) and beyond	0.38 in (10 mm) diameter at 4 in (100 mm)	2m cable	E58-18DP100-EL
Three-Wire and Four-Wire Sensors							
18 mm diameter Perfect Prox	10–30 Vdc	4 in (100 mm)	0.5–3 inches (13–76 mm)	5 in (127 mm) and beyond	0.38 in (10 mm) diameter at 4 in (100 mm)	4-pin micro DC connector	E58-18DP100-HLP
30 mm diameter Perfect Prox	20–132 Vac 50/60 Hz or 15–30 Vdc	11 in (280 mm)	1–9 in (26–228 mm)	12.5 in (318 mm)	1.0 in (26 mm) diameter at 11 in (280 mm)	4-pin micro AC connector	E58-30DPS280-GLP
	10–30 Vdc	11 in (280 mm)	1–9 in (26–228 mm)	12.5 in (318 mm)	1.0 in (26 mm) diameter at 11 in (280 mm)	4-pin micro DC connector	E58-30DPS280-HLP

Notes

- ① Sensor will detect a 90% reflectance card at this range.
 ② Sensor will ignore a 90% reflectance card at this range

Product Overview

Inductive Sensors Selection Guide



Description	iProx Page V9-T5-19	E57 Premium+ Series Page V9-T5-20	E57 Premium+ Series Short Barrel Page V9-T5-21
Overview	Standard features include extended sensing ranges, high noise-immunity, extreme durability and includes autoconfigure technology. Optional advanced features include output delay, speed detection and cloning with the ProxView Software	High-performance inductive sensors include stainless steel models, extended ranges and right-angle sensing	Full featured sensors with shorter overall length than standard tubular sensors
Applications	Automotive, machine tool, material handling where high sensing performance and inventory consolidation is a priority	A wide variety of applications, including those where customers require AC/DC universal inventory sensors	Automation, robotics, transfer lines, conveyors, material handling
Product features	Auto-configure technology automatically detects a sinking (NPN) or sourcing (PNP) connection and switches the sensor accordingly, without any user intervention Optional computer programming cable and windows-based ProxView configuration software makes it easy to customize sensors Clone the sensor to match the characteristics of more than 4,800 competitive models, or configure it to match your specific application needs	12, 18 and 30 mm diameters Two-wire and three-wire AC and DC sensors AC/DC models operate on 20–250 Vac or Vdc	Available in 12, 18 and 30 mm diameters Two-wire sensors offer 20–250 Vac or Vdc operation; AC only 20–135 Vac Three-wire models operate on 6–30 Vdc
Output ratings	AC—250–500 mA DC—300–500 mA	AC mode—250–500 mA DC mode—200 mA	AC—200–500 mA continuous DC—500 mA continuous
Enclosure ratings	Type 4, 4X, 6, 6P, 12, 13 IEC—IP67	Type 4, 4X, 6, 6P, 12, 13 IEC—IP67	Type 4, 4X, 6, 6P, 12, 13 IEC—IP67
Construction	Stainless steel	Stainless steel	Stainless steel Semi-shielded models: nickel-plated brass
Approvals	cUL listed	cUL listed	UL listed CSA certified

5.3

Sensors and Limit Switches

Inductive Sensors

Product Selection Guide, continued



5

Description	Global Proximity	E52 Cube Style
	Page V9-T5-22	Page V9-T5-23
Overview	This full-line, tubular proximity sensor family provides a cost-effective solution for high volume OEM use	A family of industry-standard, cube-sized inductive sensors with long range capabilities
Applications	Machine tool detection, press applications, cam detection, material handling, valve and shaft position, automotive assembly	Automotive, manufacturing, machinery OEMs
Product features	8, 12, 18 and 30 mm diameters Two-wire sensors available in AC or DC versions Three-wire sensors available in DC versions	Long inductive proximity ranges available (up to 40 mm sensing distance) Four-wire DC models have complementary outputs (1NO-1NC) Four-wire DC models use auto-configure technology, which allows the sensor to automatically adapt for NPN or PNP without user intervention
Output ratings	AC mode—200 mA DC mode—100 mA	AC—400 mA maximum DC—300 mA maximum
Enclosure ratings	IP67	Type 4, 4X, 6, 6P, 12, 13 IEC—IP67
Construction	Nickel-plated brass 8 mm nano stainless steel	Zinc alloy PPS, PL
Approvals	cCSAus	cULus

iProx



Features

- Available in AC two-wire, DC three-wire and unique DC four-wire with complementary (NO-NC) or dual NO outputs
- Auto-configure technology automatically detects a sinking (NPN) or sourcing (PNP) connection and switches the sensor accordingly, without any user intervention
- Reliably detect metal targets at ranges superior to conventional shielded or unshielded tubular sensors
- Quality construction using a stainless steel barrel, 360-degree dual-color LED indicator, Ryton® impact-resistant face cap and vibration-absorbing potting compound
- Resistant to extreme temperatures (–40°C)

Product Selection

iProx

iProx Sensors

Description	Operating Voltage	Sensing Range	Shielding	Connection Type	NO Output ^① Catalog Number
Three-Wire Sensors					
12 mm diameter	6–48 Vdc	4 mm	Shielded	4-pin micro DC connector	E59-M12A105D01-D1
		10 mm	Unshielded	4-pin micro DC connector	E59-M12C110D01-D1
18 mm diameter	6–48 Vdc	8 mm	Shielded	4-pin micro DC connector	E59-M18A108D01-D1
		18 mm	Unshielded	4-pin micro DC connector	E59-M18C116D01-D1
30 mm diameter	6–48 Vdc	15 mm	Shielded	4-pin micro DC connector	E59-M30A115D01-D1
		29 mm	Unshielded	4-pin micro DC connector	E59-M30C129D01-D1

iProx Complementary and Dual Output

Description	Operating Voltage	Sensing Range	Shielding	Output Type	Connection Type	Complementary Outputs (1NO-1NC) Catalog Number
Four-Wire Sensors						
12 mm diameter	6–48 Vdc	4 mm	Shielded	NPN (sinking)	4-pin micro DC connector	E59-M12A105D01-D3NN
				PNP (sourcing)	4-pin micro DC connector	E59-M12A105D01-D3PP
18 mm diameter	6–48 Vdc	18 mm	Unshielded	NPN (sinking)	4-pin micro DC connector	E59-M18C116D01-D3NN
				PNP (sourcing)	4-pin micro DC connector	E59-M18C116D01-D3PP

Note

① Sensors are ordered with pre-set outputs from the factory, but can be later programmed either NO or NC using ProxView software.

E57 Premium+ Series



Features

- High-performance inductive sensors include stainless steel models, extended ranges and right angle sensing
- New expanded offering of two-wire, three-wire, AC, DC, and AC/DC multiple range sensor models
- Designed with stainless steel barrel and new potting compound for robust, high-temperature, high-pressure washdown, as well as intense shock and vibration applications
- 360° output status indicator is visible from any angle and in any light condition
- Resettable short circuit protection and reverse polarity in select models
- Wide temperature range –13° to 158°F (–25° to 70°C) on cable, micro-style connections

Product Selection

E57 Premium+ Series

E57 Premium+ Series

Description	Operating Voltage	Sensing Range (Sn)	Shielding	Connection Type ①	NO Output Catalog Number
Three-Wire Sensors					
12 mm diameter end sensing	6–48 Vdc	2 mm (standard range)	Shielded (NPN)	4-pin micro DC connector	E57LAL12T110SD
		2 mm (standard range)	Shielded (PNP)	4-pin micro DC connector	E57LAL12T111SD
		4 mm (standard range)	Unshielded (NPN)	4-pin micro DC connector	E57LAL12T110ED
		4 mm (standard range)	Unshielded (PNP)	4-pin micro DC connector	E57LAL12T111ED
18 mm diameter end sensing	6–48 Vdc	5 mm (standard range)	Shielded (NPN)	4-pin micro DC connector	E57LAL18T110SD
		5 mm (standard range)	Shielded (PNP)	4-pin micro DC connector	E57LAL18T111SD
		8 mm (standard range)	Unshielded (NPN)	4-pin micro DC connector	E57LAL18T110ED
		8 mm (standard range)	Unshielded (PNP)	4-pin micro DC connector	E57LAL18T111ED
		20 mm (extended range)	Non-embeddable (PNP)	4-pin micro DC connector	E57-18LE20-BD
		5 mm	Shielded (PNP)	4-pin micro DC connector	E57RAL18T111SD
30 mm diameter end sensing	6–48 Vdc	10 mm (standard range)	Shielded (PNP)	4-pin micro DC connector	E57LAL30T111SD
		15 mm (standard range)	Unshielded (PNP)	4-pin micro DC connector	E57LAL30T111ED

Note

- ① For cable lengths longer than 2 meters, add the number of the desired length in meters to the end of the listed catalog number (for catalog numbers ending with a number, add an **S** and then the length). Examples for a 5-meter cable: E57-18LE12-A becomes E57-18LE12-A**5**; E57LAL12A2 becomes E57LAL12A2**S5**.

E57 Premium+ Series Short Barrel**Features**

- The same quality constructions of the E57 Premium+ standard models, but much shorter
- Designed with stainless steel barrel and impact-absorbing new potting compound for robust, high-temperature, high-pressure washdown, as well as intense shock and vibration applications
- 360° output status indicator is visible from any angle and in any light condition
- Resettable short circuit protection in AC/DC and DC models
- Reverse polarity protection in three-wire DC versions
- Small size to fit in tight spaces

Product Selection**E57 Premium+ Series Short Barrel****Short Barrel Length Proximity Sensors**

Description	Operating Voltage	Sensing Range (Sn)	Shielding	Connection Type ^①	NO Output Catalog Number
Three-Wire Sensors					
12 mm diameter	6–48 Vdc	2 mm	Shielded (NPN)	4-pin micro DC connector	E57SAL12T110SD
			Shielded (PNP)	4-pin micro DC connector	E57SAL12T111SD
		4 mm	Unshielded (NPN)	4-pin micro DC connector	E57SAL12T110ED
			Unshielded (PNP)	4-pin micro DC connector	E57SAL12T111ED
18 mm diameter	6–48 Vdc	5 mm	Shielded (NPN)	4-pin micro DC connector	E57SAL18T110SD
			Shielded (PNP)	4-pin micro DC connector	E57SAL18T111SD
		8 mm	Unshielded (NPN)	4-pin micro DC connector	E57SAL18T110ED
			Unshielded (PNP)	4-pin micro DC connector	E57SAL18T111ED
30 mm diameter	6–48 Vdc	10 mm	Shielded (NPN)	4-pin micro DC connector	E57SAL30T110SD
			Shielded (PNP)	4-pin micro DC connector	E57SAL30T111SD
		15 mm	Unshielded (NPN)	4-pin micro DC connector	E57SAL30T110ED
			Unshielded (PNP)	4-pin micro DC connector	E57SAL30T111ED

Note

- ^① Cable models are supplied as standard with a 2-meter cable. A 5-meter cable is available by adding **S5** to the catalog number.
Example: E57SAL12T110 becomes E57SAL12T110**S5**.

Global Proximity



Features

- Features solid performance and a basic feature set for reliable, cost-effective sensing
- Available in a variety of sizes to fit all applications: 8 mm, 12 mm, 18 mm and 30 mm diameters
- Operate on 10–30 Vdc in two-wire and three-wire (NPN or PNP) configurations
- Switching frequency of 2 kHz for DC models
- Shielded and unshielded versions available
- Terminations include 2m cable, micro-connector and nano-connector

Product Selection

Global Proximity

Global Proximity Sensors

Description	Operating Voltage	Sensing Range	Shielding	Output Type	Connection Type	Catalog Number
Three-Wire Sensors						
8 mm diameter	10–30 Vdc	3 mm (extended range)	Shielded	NO (NPN)	4-pin micro DC connector	E57-08GE03-CDB
				NO (PNP)	4-pin micro DC connector	E57-08GE03-GDB
		6 mm (extended range)	Unshielded	NO (NPN)	4-pin micro DC connector	E57-08GE06-CDB
				NO (PNP)	4-pin micro DC connector	E57-08GE06-GDB
12 mm diameter	10–30 Vdc	5 mm (extended range)	Shielded	NO (NPN)	4-pin micro DC connector	E57-12GE05-CDB
				NO (PNP)	4-pin micro DC connector	E57-12GE05-GDB
		10 mm (extended range)	Unshielded	NO (NPN)	4-pin micro DC connector	E57-12GE10-CDB
				NO (PNP)	4-pin micro DC connector	E57-12GE10-GDB
				NO (NPN)	4-pin micro DC connector	E57-12GE10-CDB
				NO (PNP)	4-pin micro DC connector	E57-12GE10-GDB
18 mm diameter	10–30 Vdc	8 mm (extended range)	Shielded	NO (NPN)	4-pin micro DC connector	E57-18GE08-CDB
				NO (PNP)	4-pin micro DC connector	E57-18GE08-GDB
		18 mm (extended range)	Unshielded	NO (NPN)	4-pin micro DC connector	E57-18GE18-CDB
				NO (PNP)	4-pin micro DC connector	E57-18GE18-GDB
				NO (NPN)	4-pin micro DC connector	E57-18GE18-CDB
				NO (PNP)	4-pin micro DC connector	E57-18GE18-GDB
30 mm diameter	10–30 Vdc	15 mm (extended range)	Shielded	NO (NPN)	4-pin micro DC connector	E57-30GE15-CDB
				NO (PNP)	4-pin micro DC connector	E57-30GE15-GDB
		29 mm (extended range)	Unshielded	NO (NPN)	4-pin micro DC connector	E57-30GE29-CDB
				NO (PNP)	4-pin micro DC connector	E57-30GE29-GDB
				NO (NPN)	4-pin micro DC connector	E57-30GE29-CDB
				NO (PNP)	4-pin micro DC connector	E57-30GE29-GDB

E52 Cube**Features**

- Rugged inductive sensors in industry-standard cube package
- Long inductive proximity ranges available (up to 40 mm sensing distance)
- Four-wire DC models have complementary outputs (1NO-1NC)
- Four-wire DC models use auto-configure technology, which allows the sensor to automatically adapt for NPN or PNP without user intervention
- Robust design featuring vibration and impact-absorbing potting compound
- Ideal for extreme temperatures or high-pressure washdown environments

Product Selection

Note: Micro-connector models shown; mini-connector models also available.

E52 Cube Style**E52 Cube Inductive Proximity Sensors**

Description	Voltage Type	Output Configuration	Shielding	Output Type	Sensing Range	Connector Style	Catalog Number
DC Four-Wire Sensors							
Cube package (40 x 40 x 40 mm)	10–48 Vdc	NPN/PNP autoconfigure ①	Shielded	1NO-1NC	15 mm	DC 4-pin micro	E52Q-DL15SAD01
			Unshielded	1NO-1NC	15 mm	DC 4-pin micro	E52Q-DL15UAD01
			Shielded	1NO-1NC	20 mm	DC 4-pin micro	E52Q-DL20SAD01
			Unshielded	1NO-1NC	20 mm	DC 4-pin micro	E52Q-DL20UAD01
			Unshielded	1NO-1NC	25 mm	DC 4-pin micro	E52Q-DL25UAD01
			Unshielded	1NO-1NC	30 mm	DC 4-pin micro	E52Q-DL30UAD01
			Unshielded	1NO-1NC	35 mm	DC 4-pin micro	E52Q-DL35UAD01
			Unshielded	1NO-1NC	40 mm	DC 4-pin micro	E52Q-DL40UAD01

Note

① Autoconfigure technology allows the sensor to automatically adapt to NPN or PNP without user intervention.

Product Overview

Connectivity Selection Guide



5

Description	Global Plus Connector Cables
	Page V9-T5-25
Overview	Includes a wide variety of single- and double-connector cables in a variety of sizes (mini, micro, nano), lengths and jacket materials to fit any application
Sensing types and ranges	Nano (M8) Micro (M12) Mini
Product features	Industry standard connector types Industrial-duty polymer jackets consisting of PVC, PUR, or irradiated PUR Stranded copper conductors and polymer jackets provide a high resistance to bending motions Right angle units for applications that have constricted space
Enclosure ratings	Type 6P, IP68
Approvals	UL, cUL, CSA

Global Plus Connector Cables



Features

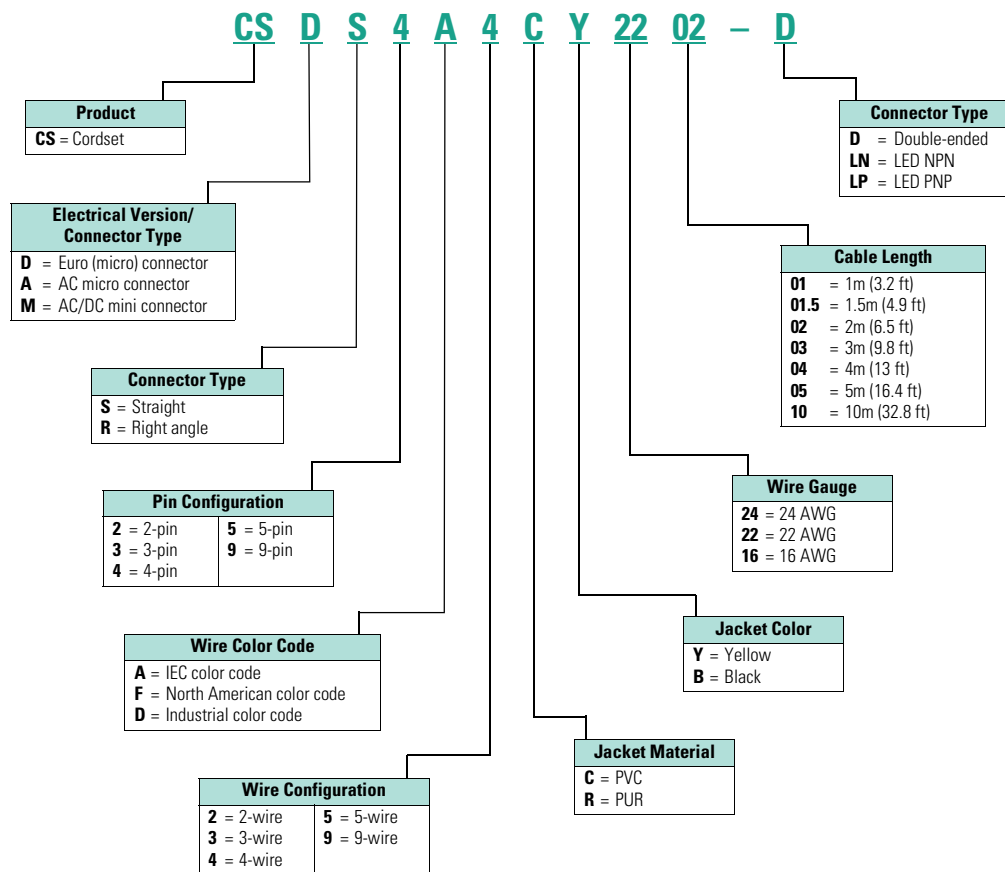
- Cost effective and reliable quick-disconnect cables
- A wide variety of single- and double-connector cables available
- Custom lengths are available upon request from the factory
- A full offering of nano, micro and mini connector cables in a variety of lengths and jacket materials available
- Field wireable accessories
- Straight and right-angle connector ends

Catalog Number Selection

Global Plus Connector Cables

Global Plus

Note: This is a representative guide to the catalog numbering system. All possible combinations may not be available for ordering.





Product Selection



Micro Style, Single-Connector Cables

Description	Voltage Style	Number of Pins	Gauge	Length	PVC Jacket Catalog Number	Pin Configuration/Wire Colors (Face View Female Shown)
Standard Cables						
Micro style straight female	DC	4-pin 3-wire	22 AWG	6 ft (2m)	CSDS4A3CY2202	 1-Brown 2-No wire 3-Blue 4-Black
		4-pin 4-wire	22 AWG	6 ft (2m)	CSDS4A4CY2202	 1-Brown 2-White 3-Blue 4-Black
		5-pin 5-wire	22 AWG	6 ft (2m)	CSDS5A5CY2202	 1-Brown 2-White 3-Blue 4-Black 5-Green/yellow
Micro style straight female	DC	4-pin 3-wire	22 AWG	6 ft (2m)	CSDR4A3CY2202	 1-Brown 2-No wire 3-Blue 4-Black
		4-pin 4-wire	22 AWG	6 ft (2m)	CSDR4A4CY2202	 1-Brown 2-White 3-Blue 4-Black
		5-pin 5-wire	22 AWG	6 ft (2m)	CSDR5A5CY2202	 1-Brown 2-White 3-Blue 4-Black 5-Green/yellow

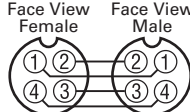
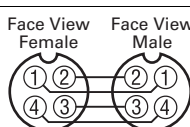
Mini Style, Single-Connector Cables

Description	Voltage Style	Number of Pins	Gauge	Length	PVC Jacket Catalog Number	Pin Configuration/Wire Colors (Face View Female Shown)
Standard Cables						
Mini style straight female	AC/DC	4-pin 4-wire	16 AWG	6 ft (2m)	CSMS4A4CY1602	 1-Black 2-Blue 3-Brown 4-White
	AC/DC	4-pin 5-wire	16 AWG	6 ft (2m)	CSMS5D5CY1602	 1-White 2-Red 3-Green 4-Orange 5-Black

Nano Style, Single-Connector Cables

Description	Voltage Style	Number of Pins	Gauge	Length	PVC Jacket Catalog Number	Pin Configuration/Wire Colors (Face View Female Shown)
Standard Cables						
Nano style straight female	—	3-pin 3-wire	24 AWG	6 ft (2m)	CSNS3A3CY2402	 1-Brown 3-Blue 4-Black
Nano style right angle female	—	3-pin 3-wire	24 AWG	6 ft (2m)	CSNR3A3CY2402	 1-Brown 3-Blue 4-Black

Micro and Mini Style, Double-Ended Connector Cables

Description	Voltage Style	Number of Pins	Gauge	Length	PVC Jacket Catalog Number	Pin Configuration/Wire Colors (Face View Female Shown)
Standard Cables						
Micro style straight female/male	DC	4-pin	22 AWG	6 ft (2m)	CSDS4A4CY2202-D	
Micro style straight female/ right angle male	DC	4-pin	22 AWG	6 ft (2m)	CSDR4A4CY2202-D	
Mini style straight female/male	AC/DC	3-pin	16 AWG	6 ft (2m)	CSMS3F3CY1602-DP	