



| |
|----------------|
| Catalog Number |
| Notes |
| Type |

Contractor Select™
CPX™
 LED Panel

CPX™ from Lithonia lighting is the perfect choice for a quality LED panel at an affordable price. The smooth, even lens projects a crisp and clean aesthetic. CPX is the perfect choice for budget-conscious school, commercial office, or small retail footprint projects.

FEATURES:

- Industry standard wattages
- Long-life LEDs maintain greater than 70% of their lumen output at 50,000 hours
- 0-10V dimming driver, dims to 10%

WEIGHT:

2x2
 Unit: 6.39lbs
 Unit Carton: 7.72lbs
 Master Carton: 30.42lbs

2x4
 Unit: 11.02lbs
 Unit Carton: 13.89lbs
 Master Carton: 27.78lbs



| Catalog Number | UPC | Description | Lumens | Input Watts | CCT | CRI | Voltage | Pallet qty. Pallet size: 50"x53" |
|------------------------------|--------------|----------------------|----------------------|----------------------|-------------------|-----|----------|--|
| CPX 2X2 3200LM 40K M4 | 191848338650 | 2x2 LED Panel | 3659 | 31.5 | 4000K | 80 | 120-277V | 40 |
| CPX 2x4 4000LM 40K M2 | 191848338506 | 2x4 LED Panel | 4692 | 38.9 | 4000K | 80 | 120-277V | 20 |
| CPX 1X4 AL07 SWW7 M4 | 194994568063 | 1X4 Switchable Panel | See Switchable Table | See Switchable Table | 3500K/4000K/5000K | >80 | 120-277V | 40 |
| CPX 2X2 AL07 SWW7 M4 | 193048542806 | 2X2 Switchable Panel | See Switchable Table | See Switchable Table | 3500K/4000K/5000K | >80 | 120-277V | 80 |
| CPX 2X4 AL08 SWW7 M2 | 193048542844 | 2X4 Switchable Panel | See Switchable Table | See Switchable Table | 3500K/4000K/5000K | >80 | 120-277V | 40 |
| CPX 2X2 AL07HE SWW7 UVOLT M4 | 194994371854 | 2x2 Switchable Panel | See Switchable Table | See Switchable Table | 3500K/4000K/5000K | >80 | 120-347V | 80 |
| CPX 2X4 AL08HE SWW7 UVOLT M2 | 194994371861 | 2x4 Switchable Panel | See Switchable Table | See Switchable Table | 3500K/4000K/5000K | >80 | 120-347V | 40 |

NOTES

1. ILBLP CP10 HE SD A remote mounted only. See [ILBLP CP10 HE SD B spec sheet](#) and [ELA-PSMK-PSMKSD-PSDMT-PSRME remote mounting enclosure spec sheet](#) here.



Accessories: Order as separate catalog number.

| | |
|---------------------------|---|
| ILBLP CP10 HE SD A | IOTA 10 Watt Constant Power, High Efficiency LED Emergency Driver for CA Title 20 ¹ |
| DGA14 | Drywall grid adapter for 1X4 recessed fixture. |
| DGA22 | Drywall grid adapter for 2x2 recessed fixture. |
| DGA24 | Drywall grid adapter for 2x4 recessed fixture. |
| 1X4SMKSH | Multi-Use Surface Mount Kit 1X4, Shallow Depth |
| 2X2SMKSH | Multi-Use Surface Mount Kit 2x2, Shallow Depth |
| 2X4SMKSH | Multi-Use Surface Mount Kit 2x4, Shallow Depth |
| 1X4SMKSH PAF | Multi-Use Surface Mount Kit 1X4 Post-Paint |
| 2X2SMKSH PAF | Multi-Use Surface Mount Kit 2X2 Post-Paint |
| 2X4SMKSH PAF | Multi-Use Surface Mount Kit 2X4 Post-Paint |
| PAC 2DNF 36 | Panel Air Craft Kit, 2 cables with Y splitter, No Power Feed, 36 inches. Recommended for 1X4 or 2X2 Panel Fixtures only. |
| PAC 2DF 36 | Panel Air Craft Kit, 2 cables with Y splitter, with Power Feed, 36 inches. Recommended for 1X4 or 2X2 Panel Fixtures only. ¹ |
| PAC 4DNF 36 | Panel Air Craft Kit, 4 cables, No Power Feed, 36 inches. Recommended for 2X4, 1X4 or 2X2 Panel Fixtures. |
| PAC 4DF 36 | Panel Air Craft Kit, 4 cables, with Power Feed, 36 inches. Recommended for 2X4, 1X4 or 2X2 Panel Fixtures. ¹ |
| PAC 2DNF 72 | Panel Air Craft Kit, 2 cables with Y splitter, No Power Feed 72 inches. Recommended for 1X4 or 2X2 Panel Fixtures only. |
| PAC 2DF 72 | Panel Air Craft Kit, 2 cables with Y splitter, with Power Feed, 72 inches. Recommended for 1X4 or 2X2 Panel Fixtures only. ¹ |
| PAC 4DNF 72 | Panel Air Craft Kit, 4 cables, No Power Feed, 72 inches. Recommended for 2X4, 1X4 or 2X2 Panel Fixtures. |
| PAC 4DF 72 | Panel Air Craft Kit, 4 cables, with Power Feed, 72 inches. Recommended for 2X4, 1X4 or 2X2 Panel Fixtures. ¹ |
| RK8BDP 2P U | Disconnect Plug (BDP), 2 Pole, Package of 1 |
| RK8BDP 3P U | Disconnect Plug (BDP), 3 Pole, Package of 1 |
| RK8BDP 2P J10 | Disconnect Plug (BDP), 2 Pole, Package of 10 |
| RK8BDP 2P J40 | Disconnect Plug (BDP), 2 Pole, Package of 40 |

| Switchable Table | | | | | | |
|------------------|-------------------------|---------------|-------|-------|---------|----------|
| Size(ft) | Nomenclature | Lumen Package | CCT | Lumen | Wattage | Efficacy |
| 1x4 | CPX 1X4 AL07 SWW7 M4 | Low Lumen | 3500K | 2430 | 19.7 | 123.4 |
| | | | 4000K | 2594 | 19.7 | 131.7 |
| | | | 5000K | 2483 | 19.5 | 127.3 |
| | | Med Lumen | 3500K | 3289 | 28.4 | 115.8 |
| | | | 4000K | 3583 | 27.2 | 131.7 |
| | | | 5000K | 3369 | 28.2 | 119.5 |
| | | High Lumen | 3500K | 3914 | 35.7 | 109.6 |
| | | | 4000K | 4280 | 33.7 | 127 |
| | | | 5000K | 4009 | 35.5 | 112.9 |
| 2x2 | CPX 2X2 AL07 SWW7 M4 | Low Lumen | 3500K | 2399 | 19.1 | 125.6 |
| | | | 4000K | 2570 | 18.5 | 138.9 |
| | | | 5000K | 2456 | 19.1 | 128.6 |
| | | Med Lumen | 3500K | 3356 | 28.7 | 116.9 |
| | | | 4000K | 3649 | 27.5 | 132.7 |
| | | | 5000K | 3427 | 28.5 | 120.2 |
| | | High Lumen | 3500K | 4131 | 37.5 | 110.2 |
| | | | 4000K | 4564 | 35.8 | 127.5 |
| | | | 5000K | 4212 | 37.3 | 112.9 |
| 2x4 | CPX 2X4 AL08 SWW7 M2 | Low Lumen | 3500K | 3813 | 28.94 | 131.8 |
| | | | 4000K | 4033 | 28.1 | 143.5 |
| | | | 5000K | 3938 | 28.86 | 136.5 |
| | | Med Lumen | 3500K | 4677 | 36.8 | 127.1 |
| | | | 4000K | 5009 | 35.55 | 140.9 |
| | | | 5000K | 4834 | 36.65 | 131.9 |
| | | High Lumen | 3500K | 6048 | 50.56 | 119.6 |
| | | | 4000K | 6563 | 48.53 | 135.2 |
| | | | 5000K | 6241 | 50.24 | 124.2 |

NOTES
1. For MVOLT only, not available with 347V.



Specifications

INTENDED USE:

CPX is a low-glare panel featuring an external driver. This cost-effective, reliable panel is visually comfortable and can be recessed mounted. Suitable for many applications such as schools, offices, retail, convenience stores and other commercial spaces. **Certain airborne contaminants can diminish integrity of acrylic.** [Click here for Acrylic Environmental Compatibility table for suitable uses.](#) Adjustable Lumen (ALO7, ALO8) and Switchable White (SWW7) configurations available. **U.S. Patent No. 10,681,784.**

CONSTRUCTION:

The extruded aluminum frame with satin white lens provides excellent shielding and uniform luminance. The low-profile design of CPX provides increased installation flexibility especially in restricted plenum spaces. The backplate includes integral T-bar clips for installation into T-grid ceilings.

ELECTRICAL:

Long-life LEDs, coupled with a high-efficiency driver, provide superior illumination for extended service life. Greater than 70% LED lumen maintenance at 50,000 hours (L70>50,000). 0-10V dimming driver, dims to 10% and contains non-isolated dimming leads.

LISTINGS:

CSA certified to meet US and Canadian standards. Damp location listed. IC rated. IP5X Rated. DesignLights Consortium® (DLC) qualified product. Not all versions of this product may be DLC qualified. Please check the DLC Qualified Products List at www.designlights.org/QPL to confirm which versions are qualified. Rated for NSF/ANSI Standard 2 - Light Fixture for Splash Zone and Non Food Zone. NOM Certified.

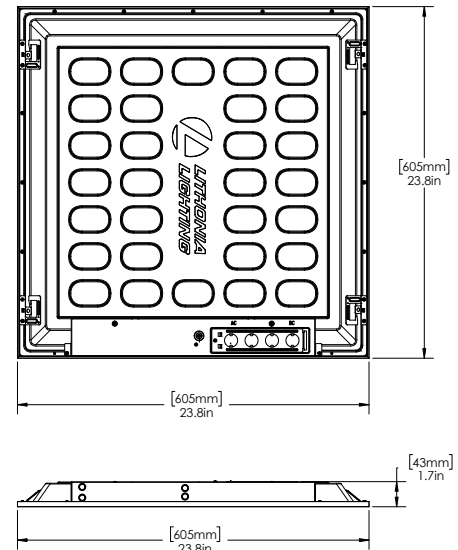
WARRANTY:

5-year limited warranty. This is the only warranty provided and no other statements in this specification sheet create any warranty of any kind. All other express and implied warranties are disclaimed. Complete warranty terms located at: www.acuitybrands.com/support/warranty/terms-and-conditions

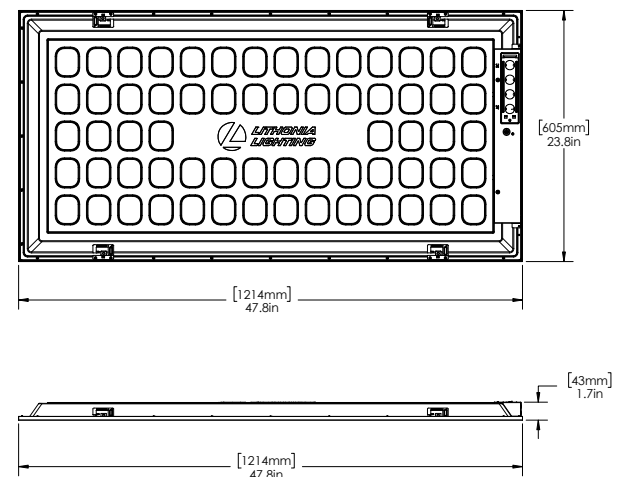
Note: Actual performance may differ as a result of end-user environment and application. All values are design or typical values, measured under laboratory conditions at 25 °C. Specifications subject to change without notice.

Dimensions

2'x2'



2'x4'



All dimensions are inches (millimeters) unless otherwise indicated.



| |
|----------------|
| Catalog Number |
| Notes |
| Type |

Contractor Select™
CPX™
 LED Panel

CPX™ from Lithonia lighting is the perfect choice for a quality LED panel at an affordable price. The smooth, even lens projects a crisp and clean aesthetic. CPX is the perfect choice for budget-conscious school, commercial office, or small retail footprint projects.

FEATURES:

- Industry standard wattages
- Long-life LEDs maintain greater than 70% of their lumen output at 50,000 hours
- 0-10V dimming driver, dims to 10%

WEIGHT:

2x2
 Unit: 6.39lbs
 Unit Carton: 7.72lbs
 Master Carton: 30.42lbs

2x4
 Unit: 11.02lbs
 Unit Carton: 13.89lbs
 Master Carton: 27.78lbs



| Catalog Number | UPC | Description | Lumens | Input Watts | CCT | CRI | Voltage | Pallet qty. Pallet size: 50"x53" |
|------------------------------|--------------|----------------------|----------------------|----------------------|-------------------|-----|----------|--|
| CPX 2X2 3200LM 40K M4 | 191848338650 | 2x2 LED Panel | 3659 | 31.5 | 4000K | 80 | 120-277V | 40 |
| CPX 2x4 4000LM 40K M2 | 191848338506 | 2x4 LED Panel | 4692 | 38.9 | 4000K | 80 | 120-277V | 20 |
| CPX 1X4 AL07 SWW7 M4 | 194994568063 | 1X4 Switchable Panel | See Switchable Table | See Switchable Table | 3500K/4000K/5000K | >80 | 120-277V | 40 |
| CPX 2X2 AL07 SWW7 M4 | 193048542806 | 2X2 Switchable Panel | See Switchable Table | See Switchable Table | 3500K/4000K/5000K | >80 | 120-277V | 80 |
| CPX 2X4 AL08 SWW7 M2 | 193048542844 | 2X4 Switchable Panel | See Switchable Table | See Switchable Table | 3500K/4000K/5000K | >80 | 120-277V | 40 |
| CPX 2X2 AL07HE SWW7 UVOLT M4 | 194994371854 | 2x2 Switchable Panel | See Switchable Table | See Switchable Table | 3500K/4000K/5000K | >80 | 120-347V | 80 |
| CPX 2X4 AL08HE SWW7 UVOLT M2 | 194994371861 | 2x4 Switchable Panel | See Switchable Table | See Switchable Table | 3500K/4000K/5000K | >80 | 120-347V | 40 |

NOTES

1. ILBLP CP10 HE SD A remote mounted only. See [ILBLP CP10 HE SD B spec sheet](#) and [ELA-PSMK-PSMKSD-PSDMT-PSRME remote mounting enclosure spec sheet](#) here.



Accessories: Order as separate catalog number.

| | |
|---------------------------|---|
| ILBLP CP10 HE SD A | IOTA 10 Watt Constant Power, High Efficiency LED Emergency Driver for CA Title 20 ¹ |
| DGA14 | Drywall grid adapter for 1X4 recessed fixture. |
| DGA22 | Drywall grid adapter for 2x2 recessed fixture. |
| DGA24 | Drywall grid adapter for 2x4 recessed fixture. |
| 1X4SMKSH | Multi-Use Surface Mount Kit 1X4, Shallow Depth |
| 2X2SMKSH | Multi-Use Surface Mount Kit 2x2, Shallow Depth |
| 2X4SMKSH | Multi-Use Surface Mount Kit 2x4, Shallow Depth |
| 1X4SMKSH PAF | Multi-Use Surface Mount Kit 1X4 Post-Paint |
| 2X2SMKSH PAF | Multi-Use Surface Mount Kit 2X2 Post-Paint |
| 2X4SMKSH PAF | Multi-Use Surface Mount Kit 2X4 Post-Paint |
| PAC 2DNF 36 | Panel Air Craft Kit, 2 cables with Y splitter, No Power Feed, 36 inches. Recommended for 1X4 or 2X2 Panel Fixtures only. |
| PAC 2DF 36 | Panel Air Craft Kit, 2 cables with Y splitter, with Power Feed, 36 inches. Recommended for 1X4 or 2X2 Panel Fixtures only. ¹ |
| PAC 4DNF 36 | Panel Air Craft Kit, 4 cables, No Power Feed, 36 inches. Recommended for 2X4, 1X4 or 2X2 Panel Fixtures. |
| PAC 4DF 36 | Panel Air Craft Kit, 4 cables, with Power Feed, 36 inches. Recommended for 2X4, 1X4 or 2X2 Panel Fixtures. ¹ |
| PAC 2DNF 72 | Panel Air Craft Kit, 2 cables with Y splitter, No Power Feed 72 inches. Recommended for 1X4 or 2X2 Panel Fixtures only. |
| PAC 2DF 72 | Panel Air Craft Kit, 2 cables with Y splitter, with Power Feed, 72 inches. Recommended for 1X4 or 2X2 Panel Fixtures only. ¹ |
| PAC 4DNF 72 | Panel Air Craft Kit, 4 cables, No Power Feed, 72 inches. Recommended for 2X4, 1X4 or 2X2 Panel Fixtures. |
| PAC 4DF 72 | Panel Air Craft Kit, 4 cables, with Power Feed, 72 inches. Recommended for 2X4, 1X4 or 2X2 Panel Fixtures. ¹ |
| RK8BDP 2P U | Disconnect Plug (BDP), 2 Pole, Package of 1 |
| RK8BDP 3P U | Disconnect Plug (BDP), 3 Pole, Package of 1 |
| RK8BDP 2P J10 | Disconnect Plug (BDP), 2 Pole, Package of 10 |
| RK8BDP 2P J40 | Disconnect Plug (BDP), 2 Pole, Package of 40 |

| Switchable Table | | | | | | |
|------------------|-------------------------|---------------|-------|-------|---------|----------|
| Size(ft) | Nomenclature | Lumen Package | CCT | Lumen | Wattage | Efficacy |
| 1x4 | CPX 1X4 AL07 SWW7 M4 | Low Lumen | 3500K | 2430 | 19.7 | 123.4 |
| | | | 4000K | 2594 | 19.7 | 131.7 |
| | | | 5000K | 2483 | 19.5 | 127.3 |
| | | Med Lumen | 3500K | 3289 | 28.4 | 115.8 |
| | | | 4000K | 3583 | 27.2 | 131.7 |
| | | | 5000K | 3369 | 28.2 | 119.5 |
| | | High Lumen | 3500K | 3914 | 35.7 | 109.6 |
| | | | 4000K | 4280 | 33.7 | 127 |
| | | | 5000K | 4009 | 35.5 | 112.9 |
| 2x2 | CPX 2X2 AL07 SWW7 M4 | Low Lumen | 3500K | 2399 | 19.1 | 125.6 |
| | | | 4000K | 2570 | 18.5 | 138.9 |
| | | | 5000K | 2456 | 19.1 | 128.6 |
| | | Med Lumen | 3500K | 3356 | 28.7 | 116.9 |
| | | | 4000K | 3649 | 27.5 | 132.7 |
| | | | 5000K | 3427 | 28.5 | 120.2 |
| | | High Lumen | 3500K | 4131 | 37.5 | 110.2 |
| | | | 4000K | 4564 | 35.8 | 127.5 |
| | | | 5000K | 4212 | 37.3 | 112.9 |
| 2x4 | CPX 2X4 AL08 SWW7 M2 | Low Lumen | 3500K | 3813 | 28.94 | 131.8 |
| | | | 4000K | 4033 | 28.1 | 143.5 |
| | | | 5000K | 3938 | 28.86 | 136.5 |
| | | Med Lumen | 3500K | 4677 | 36.8 | 127.1 |
| | | | 4000K | 5009 | 35.55 | 140.9 |
| | | | 5000K | 4834 | 36.65 | 131.9 |
| | | High Lumen | 3500K | 6048 | 50.56 | 119.6 |
| | | | 4000K | 6563 | 48.53 | 135.2 |
| | | | 5000K | 6241 | 50.24 | 124.2 |

NOTES
1. For MVOLT only, not available with 347V.



Specifications

INTENDED USE:

CPX is a low-glare panel featuring an external driver. This cost-effective, reliable panel is visually comfortable and can be recessed mounted. Suitable for many applications such as schools, offices, retail, convenience stores and other commercial spaces. **Certain airborne contaminants can diminish integrity of acrylic.** [Click here for Acrylic Environmental Compatibility table for suitable uses.](#) Adjustable Lumen (ALO7, ALO8) and Switchable White (SWW7) configurations available. **U.S. Patent No. 10,681,784.**

CONSTRUCTION:

The extruded aluminum frame with satin white lens provides excellent shielding and uniform luminance. The low-profile design of CPX provides increased installation flexibility especially in restricted plenum spaces. The backplate includes integral T-bar clips for installation into T-grid ceilings.

ELECTRICAL:

Long-life LEDs, coupled with a high-efficiency driver, provide superior illumination for extended service life. Greater than 70% LED lumen maintenance at 50,000 hours (L70>50,000). 0-10V dimming driver, dims to 10% and contains non-isolated dimming leads.

LISTINGS:

CSA certified to meet US and Canadian standards. Damp location listed. IC rated. IP5X Rated. DesignLights Consortium® (DLC) qualified product. Not all versions of this product may be DLC qualified. Please check the DLC Qualified Products List at www.designlights.org/QPL to confirm which versions are qualified. Rated for NSF/ANSI Standard 2 - Light Fixture for Splash Zone and Non Food Zone. NOM Certified.

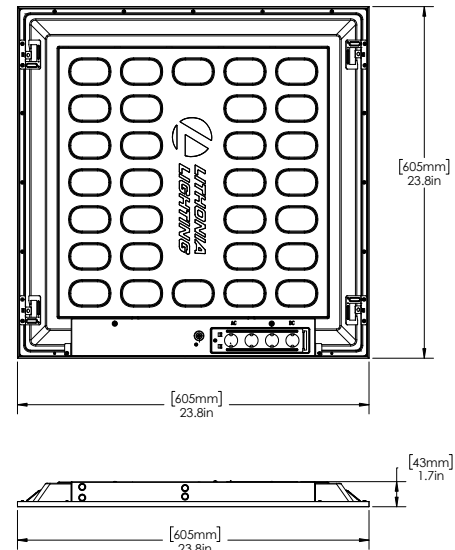
WARRANTY:

5-year limited warranty. This is the only warranty provided and no other statements in this specification sheet create any warranty of any kind. All other express and implied warranties are disclaimed. Complete warranty terms located at: www.acuitybrands.com/support/warranty/terms-and-conditions

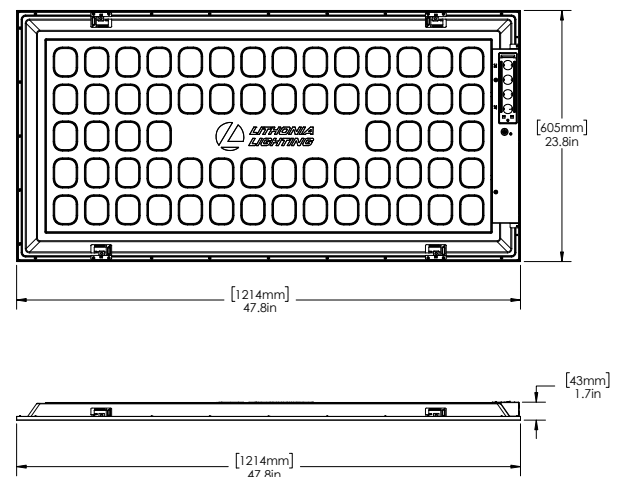
Note: Actual performance may differ as a result of end-user environment and application. All values are design or typical values, measured under laboratory conditions at 25 °C. Specifications subject to change without notice.

Dimensions

2'x2'



2'x4'



All dimensions are inches (millimeters) unless otherwise indicated.