

Catalog Number
Notes
Type

## FEATURES & SPECIFICATIONS

**INTENDED USE** — The CPANL™ Series LED switchable lumen flat panel features an internal driver and deep drawn backplate. This reliable and rigid flat panel is visually comfortable and can be recessed, suspended, direct or surface box mounted. Suitable for many applications such as schools, offices, retail, convenience stores, hospitals, healthcare facilities and other commercial spaces. **Certain airborne contaminants can diminish the integrity of acrylic and/or polycarbonate.** [Click here for Acrylic/Polycarbonate Compatibility table for suitable uses.](#)

**CONSTRUCTION** — Built to last with an aluminum frame for strength and durability, the seamless frame prevents light leak in the corners. The satin white lens provides excellent shielding and fully luminous appearance. CPANL's low-profile design provides increased installation flexibility especially in restricted plenum spaces. The back plate includes integral T-bar clips for installation into T-grid ceilings.


**ELECTRICAL** — Long-life LEDs, coupled with a high-efficiency driver, provide superior illumination for extended service life. 70% LED lumen maintenance at 60,000 hours (L70/60,000). 0-10V dimming driver, dims to 10% and contains non-isolated dimming leads.

**LISTINGS** — CSA certified to meet US and Canadian standards. Intended for indoor use only. Damp location listed. IC rated.

DesignLights Consortium® (DLC) qualified product. Not all versions of this product may be DLC qualified. Please check the DLC Qualified Products List at [www.designlights.org/QPL](http://www.designlights.org/QPL) to confirm which versions are qualified.

**WARRANTY** — 5-year limited warranty. Complete warranty terms located at: [www.acuitybrands.com/CustomerResources/Terms\\_and\\_conditions.aspx](http://www.acuitybrands.com/CustomerResources/Terms_and_conditions.aspx)

**Note:** Actual performance may differ as a result of end-user environment and application. All values are design or typical values, measured under laboratory conditions at 25 °C. Specifications subject to change without notice.



# CPANL LED

Lumen Switchable Panel

1' x 4', 2' x 2' and 2' x 4'



### ORDERING INFORMATION

Catalog Number	UPC	Description	Lumens	Color Temperature	CRI	Voltage	Wattage	Efficacy	Pallet Qty.
CPANL 2X4 40/50/60LM 35K M2	191848338001	2x4 Flat Panel	4000/5000/6000	35	>80	120-277	32/42/52	125/119/115	28
CPANL 2X4 40/50/60LM 40K M2	191848338230	2x4 Flat Panel	4000/5000/6000	40	>80	120-277	32/42/53	125/119/115	28
CPANL 2X4 40/50/60LM 50K M2	191848338315	2x4 Flat Panel	4000/5000/6000	50	>80	120-277	32/42/53	125/119/115	28
CPANL 2X2 24/33/44LM 35K M4	191848338278	2x2 Flat Panel	2400/3300/4400	35	>80	120-277	20/28/39	120/118/112	56
CPANL 2X2 24/33/44LM 40K M4	191848338322	2x2 Flat Panel	2400/3300/4400	40	>80	120-277	20/28/39	120/118/112	56
CPANL 2X2 24/33/44LM 50K M4	191848338339	2x2 Flat Panel	2400/3300/4400	50	>80	120-277	20/28/39	120/118/112	64
CPANL 1X4 24/33/44LM 35K M4	191848338483	1x4 Flat Panel	2400/3300/4400	35	>80	120-277	20/28/39	120/118/112	56
CPANL 1X4 24/33/44LM 40K M4	191848338469	1x4 Flat Panel	2400/3300/4400	40	>80	120-277	20/28/39	120/118/112	56
CPANL 1X4 24/33/44LM 50K M4	191848338513	1x4 Flat Panel	2400/3300/4400	50	>80	120-277	20/28/39	120/118/112	56

View Contractor Select versions, [Click here](#) or visit [www.acuitybrands.com](http://www.acuitybrands.com) and search for CPANL

## ACCESSORIES

Accessories: Order as separate catalog number.	
PS1055CP FMC EMI	Power Sentry emergency constant power battery pack field installation kit (Certified in CA Title 20 MAEDBS) <sup>1</sup>
1X4CFMK	Direct ceiling mount kit for 1'x4'
2X2CFMK	Direct ceiling mount kit for 2'x2'
2X4CFMK	Direct ceiling mount kit for 2'x4'
1X4SMKSHP	PAF Surface Mount Troffer Kit Post Paint 1'x4'
2X2SMKSHP	PAF Surface Mount Troffer Kit Post Paint 2'x2'
2X4SMKSHP	PAF Surface Mount Troffer Kit Post Paint 2'x4'
DGA14	Drywall grid adapter for 1x4 recessed fixture.
DGA22	Drywall grid adapter for 2x2 recessed fixture.
DGA24	Drywall grid adapter for 2x4 recessed fixture.
1X4PANLACG 36	Adjustable aircraft cable gripper suspension kit with 36" length cables for 1X4 fixture. Includes: suspension cables, mounting hardware, and 5 wire power feed cable (Ground, Hot, Neutral, and Low Voltage Leads).
1X4PANLACG 72	Adjustable aircraft cable gripper suspension kit with 72" length cables for 1X4 fixture. Includes: suspension cables, mounting hardware, and 5 wire power feed cable (Ground, Hot, Neutral, and Low Voltage Leads).
2X2PANLACG 36	Adjustable aircraft cable gripper suspension kit with 36" length cables for 2X2 fixture. Includes: suspension cables, mounting hardware, and 5 wire power feed cable (Ground, Hot, Neutral, and Low Voltage Leads).
2X2PANLACG 72	Adjustable aircraft cable gripper suspension kit with 72" length cables for 2X2 fixture. Includes: suspension cables, mounting hardware, and 5 wire power feed cable (Ground, Hot, Neutral, and Low Voltage Leads).
2X4PANLACG 36	Adjustable aircraft cable gripper suspension kit with 36" length cables for 2X4 fixture. Includes: suspension cables, mounting hardware, and 5 wire power feed cable (Ground, Hot, Neutral, and Low Voltage Leads).
2X4PANLACG 72	Adjustable aircraft cable gripper suspension kit with 72" length cables for 2X4 fixture. Includes: suspension cables, mounting hardware, and 5 wire power feed cable (Ground, Hot, Neutral, and Low Voltage Leads).

### Emergency Battery Delivered Lumens

Use the formula below to determine the delivered lumens in emergency mode

$$\text{Delivered Lumens} = 1.25 \times P \times \text{LPW}$$

**P** = Output power of emergency driver (10W for PS1055)

**LPW** = Lumen per watt rating of the luminaire.

### NOTES

1. See Power Sentry [PS1055CP battery spec sheet here](#).

CPANL compatible with Sensor Switch™  
WSX-D and SPOD wall switches.



WSX-D



SPOD

## PHOTOMETRICS

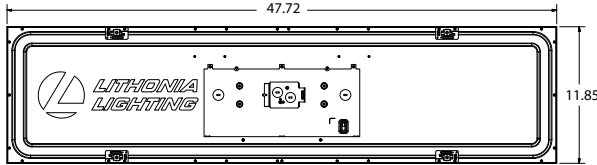
See [www.lithonia.com](http://www.lithonia.com) for photometry reports.

**Ceiling Direct Mount Bracket**

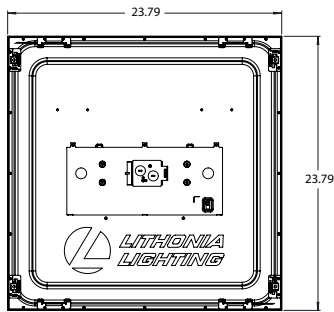


**DIMENSIONS**

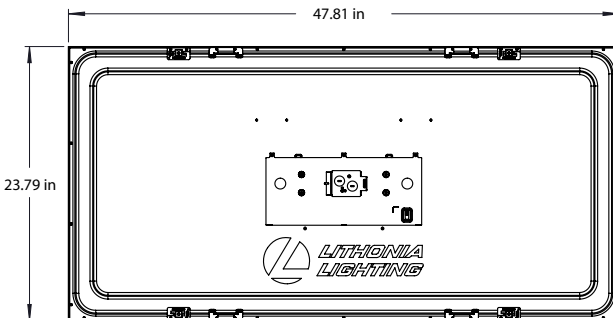
Length: 47.8 (121.4)  
 Width: 11.85 (30.09)  
 Depth: 1.26 (3.2)  
 Weight:  
 Unit: 9.50lbs  
 Unit Carton: 10.45lbs  
 Master Carton: 39.7lbs



Length: 23.79 (60.4)  
 Width: 23.79 (60.4)  
 Depth: 1.26 (3.2)  
 Weight:  
 Unit: 9.45lbs  
 Unit Carton: 10.45lbs  
 Master Carton: 39.5lbs



Length: 47.8 (121.4)  
 Width: 23.79 (60.4)  
 Depth: 1.26 (3.2)  
 Weight:  
 Unit: 17.05lbs  
 Unit Carton: 19.05lbs  
 Master Carton: 36.55lbs



Catalog Number
Notes
Type

## FEATURES & SPECIFICATIONS

**INTENDED USE** — The CPANL™ Series LED switchable lumen flat panel features an internal driver and deep drawn backplate. This reliable and rigid flat panel is visually comfortable and can be recessed, suspended, direct or surface box mounted. Suitable for many applications such as schools, offices, retail, convenience stores, hospitals, healthcare facilities and other commercial spaces. **Certain airborne contaminants can diminish the integrity of acrylic and/or polycarbonate.** [Click here for Acrylic/Polycarbonate Compatibility table for suitable uses.](#)

**CONSTRUCTION** — Built to last with an aluminum frame for strength and durability, the seamless frame prevents light leak in the corners. The satin white lens provides excellent shielding and fully luminous appearance. CPANL's low-profile design provides increased installation flexibility especially in restricted plenum spaces. The back plate includes integral T-bar clips for installation into T-grid ceilings.


**ELECTRICAL** — Long-life LEDs, coupled with a high-efficiency driver, provide superior illumination for extended service life. 70% LED lumen maintenance at 60,000 hours (L70/60,000). 0-10V dimming driver, dims to 10% and contains non-isolated dimming leads.

**LISTINGS** — CSA certified to meet US and Canadian standards. Intended for indoor use only. Damp location listed. IC rated.

DesignLights Consortium® (DLC) qualified product. Not all versions of this product may be DLC qualified. Please check the DLC Qualified Products List at [www.designlights.org/QPL](http://www.designlights.org/QPL) to confirm which versions are qualified.

**WARRANTY** — 5-year limited warranty. Complete warranty terms located at: [www.acuitybrands.com/CustomerResources/Terms\\_and\\_conditions.aspx](http://www.acuitybrands.com/CustomerResources/Terms_and_conditions.aspx)

**Note:** Actual performance may differ as a result of end-user environment and application. All values are design or typical values, measured under laboratory conditions at 25 °C. Specifications subject to change without notice.



# CPANL LED

Lumen Switchable Panel

1' x 4', 2' x 2' and 2' x 4'



### ORDERING INFORMATION

Catalog Number	UPC	Description	Lumens	Color Temperature	CRI	Voltage	Wattage	Efficacy	Pallet Qty.
CPANL 2X4 40/50/60LM 35K M2	191848338001	2x4 Flat Panel	4000/5000/6000	35	>80	120-277	32/42/52	125/119/115	28
CPANL 2X4 40/50/60LM 40K M2	191848338230	2x4 Flat Panel	4000/5000/6000	40	>80	120-277	32/42/53	125/119/115	28
CPANL 2X4 40/50/60LM 50K M2	191848338315	2x4 Flat Panel	4000/5000/6000	50	>80	120-277	32/42/53	125/119/115	28
CPANL 2X2 24/33/44LM 35K M4	191848338278	2x2 Flat Panel	2400/3300/4400	35	>80	120-277	20/28/39	120/118/112	56
CPANL 2X2 24/33/44LM 40K M4	191848338322	2x2 Flat Panel	2400/3300/4400	40	>80	120-277	20/28/39	120/118/112	56
CPANL 2X2 24/33/44LM 50K M4	191848338339	2x2 Flat Panel	2400/3300/4400	50	>80	120-277	20/28/39	120/118/112	64
CPANL 1X4 24/33/44LM 35K M4	191848338483	1x4 Flat Panel	2400/3300/4400	35	>80	120-277	20/28/39	120/118/112	56
CPANL 1X4 24/33/44LM 40K M4	191848338469	1x4 Flat Panel	2400/3300/4400	40	>80	120-277	20/28/39	120/118/112	56
CPANL 1X4 24/33/44LM 50K M4	191848338513	1x4 Flat Panel	2400/3300/4400	50	>80	120-277	20/28/39	120/118/112	56

View Contractor Select versions, [Click here](#) or visit [www.acuitybrands.com](http://www.acuitybrands.com) and search for CPANL

## ACCESSORIES

Accessories: Order as separate catalog number.	
PS1055CP FMC EMI	Power Sentry emergency constant power battery pack field installation kit (Certified in CA Title 20 MAEDBS) <sup>1</sup>
1X4CFMK	Direct ceiling mount kit for 1'x4'
2X2CFMK	Direct ceiling mount kit for 2'x2'
2X4CFMK	Direct ceiling mount kit for 2'x4'
1X4SMKSHP	PAF Surface Mount Troffer Kit Post Paint 1'x4'
2X2SMKSHP	PAF Surface Mount Troffer Kit Post Paint 2'x2'
2X4SMKSHP	PAF Surface Mount Troffer Kit Post Paint 2'x4'
DGA14	Drywall grid adapter for 1x4 recessed fixture.
DGA22	Drywall grid adapter for 2x2 recessed fixture.
DGA24	Drywall grid adapter for 2x4 recessed fixture.
1X4PANLACG 36	Adjustable aircraft cable gripper suspension kit with 36" length cables for 1X4 fixture. Includes: suspension cables, mounting hardware, and 5 wire power feed cable (Ground, Hot, Neutral, and Low Voltage Leads).
1X4PANLACG 72	Adjustable aircraft cable gripper suspension kit with 72" length cables for 1X4 fixture. Includes: suspension cables, mounting hardware, and 5 wire power feed cable (Ground, Hot, Neutral, and Low Voltage Leads).
2X2PANLACG 36	Adjustable aircraft cable gripper suspension kit with 36" length cables for 2X2 fixture. Includes: suspension cables, mounting hardware, and 5 wire power feed cable (Ground, Hot, Neutral, and Low Voltage Leads).
2X2PANLACG 72	Adjustable aircraft cable gripper suspension kit with 72" length cables for 2X2 fixture. Includes: suspension cables, mounting hardware, and 5 wire power feed cable (Ground, Hot, Neutral, and Low Voltage Leads).
2X4PANLACG 36	Adjustable aircraft cable gripper suspension kit with 36" length cables for 2X4 fixture. Includes: suspension cables, mounting hardware, and 5 wire power feed cable (Ground, Hot, Neutral, and Low Voltage Leads).
2X4PANLACG 72	Adjustable aircraft cable gripper suspension kit with 72" length cables for 2X4 fixture. Includes: suspension cables, mounting hardware, and 5 wire power feed cable (Ground, Hot, Neutral, and Low Voltage Leads).

### Emergency Battery Delivered Lumens

Use the formula below to determine the delivered lumens in emergency mode

$$\text{Delivered Lumens} = 1.25 \times P \times \text{LPW}$$

**P** = Output power of emergency driver (10W for PS1055)

**LPW** = Lumen per watt rating of the luminaire.

### NOTES

1. See Power Sentry [PS1055CP battery spec sheet here](#).

CPANL compatible with Sensor Switch™  
WSX-D and SPOD wall switches.



WSX-D



SPOD

## PHOTOMETRICS

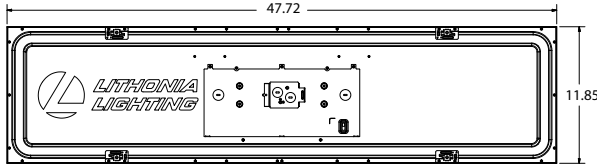
See [www.lithonia.com](http://www.lithonia.com) for photometry reports.

**Ceiling Direct Mount Bracket**

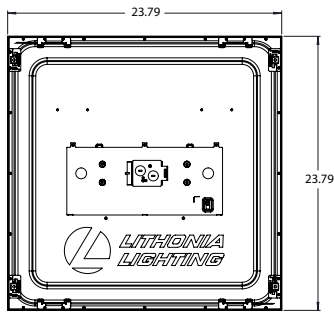


**DIMENSIONS**

Length: 47.8 (121.4)  
 Width: 11.85 (30.09)  
 Depth: 1.26 (3.2)  
 Weight:  
 Unit: 9.50lbs  
 Unit Carton: 10.45lbs  
 Master Carton: 39.7lbs



Length: 23.79 (60.4)  
 Width: 23.79 (60.4)  
 Depth: 1.26 (3.2)  
 Weight:  
 Unit: 9.45lbs  
 Unit Carton: 10.45lbs  
 Master Carton: 39.5lbs



Length: 47.8 (121.4)  
 Width: 23.79 (60.4)  
 Depth: 1.26 (3.2)  
 Weight:  
 Unit: 17.05lbs  
 Unit Carton: 19.05lbs  
 Master Carton: 36.55lbs

