

**DESCRIPTION**

The CE Series offers quality and value with a compact and attractive LED based AC or emergency exit. The white or black housing is made of high impact UL flame rated thermoplastic. Snap together canopy, housing and removable chevrons for quick and easy installation. Universal single or double-face. The remote capacity option will run 4 CIR/COR Series single remote lamp-heads or 2 double CIR/COR remotes. Also available with self-test/self-diagnostics to monitor battery/charger failure, battery disconnect and lamp failure.

**APPLICATION**

The CE Series can be applied in stair-wells, hallways, offices and other commercial applications.

**SELF-DIAGNOSTIC FEATURES**

- Fault identification for battery, charger, and LED lamp
- Self-Testing monthly and annual for 90 minutes
- Manual testing for 30 second, 15 minute and 90 minutes

**FEATURES**

- AC Only or Emergency with battery models
- LED life-cycle of more than 10 years
- Molded-in template for Quick installation
- Dual-voltage 120 or 277V AC input
- Includes long-life Nickel Cadmium (NiCad) or Nickel Metal Hydride (NiMh) for UL recognized 90 minute emergency lighting
- Remote capacity or extended runtime option
- Damp Location Listed 20°C to 30°C (68°F to 86°F)
- Provided with test switch and AC-On indicator
- Canopy Included
- Remote Capacity (RC) models have a minimum runtime of 120 minutes when no remotes are installed



**STANDARDS, CERTIFICATION, AND COMPLIANCES**

UL924 Listed for Damp Location  
NFPA 101 and NFPA 70  
OSHA  
CEC T20 Compliant

**WARRANTY**

2 year full unit warranty

**ENERGY CONSUMPTION**

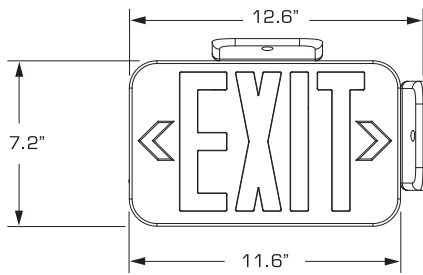
	120 VAC	277 VAC
<b>CAR</b>	1.78W	1.88W
<b>CAG</b>	1.52W	1.48W
<b>CER</b>	1.78 W	1.88 W
<b>CEG</b>	1.49 W	1.57 W
<b>CERRC</b>	3.60 W	4.14 W
<b>CEGRC</b>	3.28 W	3.81 W

**ORDERING GUIDE**

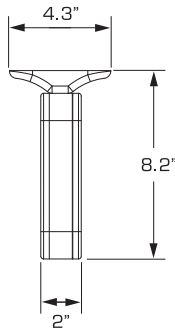
Catalog Number	Description
<b>CAR</b>	White Thermoplastic Exit, Universal Face, Red LED AC Only Exit
<b>CAG</b>	White Thermoplastic Exit, Universal Face, Green LED AC Only Exit
<b>CARB</b>	Black Thermoplastic Exit, Universal Face, Red LED AC Only Exit
<b>CAGB</b>	Black Thermoplastic Exit, Universal Face, Green LED AC Only Exit
<b>CER</b>	White Thermoplastic Exit, Universal Face, Red LED Emergency Exit, NiCad Battery, CEC T20 Compliant
<b>CERB</b>	Black Thermoplastic Exit, Universal Face, Red LED Emergency Exit, NiCad Battery, CEC T20 Compliant
<b>CEG</b>	White Thermoplastic Exit, Universal Face, Green LED Emergency Exit, NiCad Battery, CEC T20 Compliant
<b>CEGB</b>	Black Thermoplastic Exit, Universal Face, Green LED Emergency Exit, NiCad Battery, CEC T20 Compliant
<b>CERRC</b>	White Thermoplastic Exit, Universal Face, Red LED Emergency Exit, Remote Capacity, NiMh Battery, CEC T20 Compliant
<b>CERRCB</b>	Black Thermoplastic Exit, Universal Face, Red LED Emergency Exit, Remote Capacity, NiMh Battery, CEC T20 Compliant
<b>CEGRC</b>	White Thermoplastic Exit, Universal Face, Green LED Emergency Exit, Remote Capacity, NiMh Battery, CEC T20 Compliant
<b>CERSD</b>	White Thermoplastic Exit, Universal Face, Red LED Emergency Exit, Self-Test/Self-Diagnostics, NiCad Battery, CEC T20 Compliant
<b>CEGSD</b>	White Thermoplastic Exit, Universal Face, Green LED Emergency Exit, Self-Test/Self-Diagnostics, NiCad Battery, CEC T20 Compliant

**Note: Remote Capacity Exit will only power the Compass Indoor and Outdoor Remote (CIR and COR Series)**

### DIMENSIONS



Single Carton Weight: 2 lbs.  
Master Carton Quantity: 6 each



### ACCESSORIES

- WGLX Wireguard - 10" H X 14" W X 2 1/4" D
- CIR Series - Matching LED Indoor Remote Heads
- COR Series - Matching LED Outdoor Remote Heads



**DESCRIPTION**

The CE Series offers quality and value with a compact and attractive LED based AC or emergency exit. The white or black housing is made of high impact UL flame rated thermoplastic. Snap together canopy, housing and removable chevrons for quick and easy installation. Universal single or double-face. The remote capacity option will run 4 CIR/COR Series single remote lamp-heads or 2 double CIR/COR remotes. Also available with self-test/self-diagnostics to monitor battery/charger failure, battery disconnect and lamp failure.

**APPLICATION**

The CE Series can be applied in stair-wells, hallways, offices and other commercial applications.

**SELF-DIAGNOSTIC FEATURES**

- Fault identification for battery, charger, and LED lamp
- Self-Testing monthly and annual for 90 minutes
- Manual testing for 30 second, 15 minute and 90 minutes

**FEATURES**

- AC Only or Emergency with battery models
- LED life-cycle of more than 10 years
- Molded-in template for Quick installation
- Dual-voltage 120 or 277V AC input
- Includes long-life Nickel Cadmium (NiCad) or Nickel Metal Hydride (NiMh) for UL recognized 90 minute emergency lighting
- Remote capacity or extended runtime option
- Damp Location Listed 20°C to 30°C (68°F to 86°F)
- Provided with test switch and AC-On indicator
- Canopy Included
- Remote Capacity (RC) models have a minimum runtime of 120 minutes when no remotes are installed



**STANDARDS, CERTIFICATION, AND COMPLIANCES**

UL924 Listed for Damp Location  
NFPA 101 and NFPA 70  
OSHA  
CEC T20 Compliant

**WARRANTY**

2 year full unit warranty

**ENERGY CONSUMPTION**

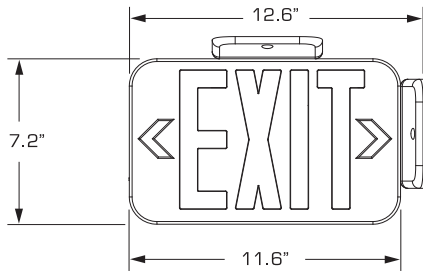
	120 VAC	277 VAC
<b>CAR</b>	1.78W	1.88W
<b>CAG</b>	1.52W	1.48W
<b>CER</b>	1.78 W	1.88 W
<b>CEG</b>	1.49 W	1.57 W
<b>CERRC</b>	3.60 W	4.14 W
<b>CEGRC</b>	3.28 W	3.81 W

**ORDERING GUIDE**

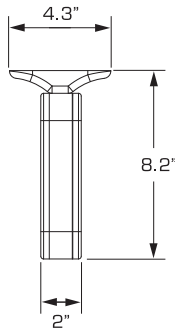
Catalog Number	Description
<b>CAR</b>	White Thermoplastic Exit, Universal Face, Red LED AC Only Exit
<b>CAG</b>	White Thermoplastic Exit, Universal Face, Green LED AC Only Exit
<b>CARB</b>	Black Thermoplastic Exit, Universal Face, Red LED AC Only Exit
<b>CAGB</b>	Black Thermoplastic Exit, Universal Face, Green LED AC Only Exit
<b>CER</b>	White Thermoplastic Exit, Universal Face, Red LED Emergency Exit, NiCad Battery, CEC T20 Compliant
<b>CERB</b>	Black Thermoplastic Exit, Universal Face, Red LED Emergency Exit, NiCad Battery, CEC T20 Compliant
<b>CEG</b>	White Thermoplastic Exit, Universal Face, Green LED Emergency Exit, NiCad Battery, CEC T20 Compliant
<b>CEGB</b>	Black Thermoplastic Exit, Universal Face, Green LED Emergency Exit, NiCad Battery, CEC T20 Compliant
<b>CERRC</b>	White Thermoplastic Exit, Universal Face, Red LED Emergency Exit, Remote Capacity, NiMh Battery, CEC T20 Compliant
<b>CERRCB</b>	Black Thermoplastic Exit, Universal Face, Red LED Emergency Exit, Remote Capacity, NiMh Battery, CEC T20 Compliant
<b>CEGRC</b>	White Thermoplastic Exit, Universal Face, Green LED Emergency Exit, Remote Capacity, NiMh Battery, CEC T20 Compliant
<b>CERSD</b>	White Thermoplastic Exit, Universal Face, Red LED Emergency Exit, Self-Test/Self-Diagnostics, NiCad Battery, CEC T20 Compliant
<b>CEGSD</b>	White Thermoplastic Exit, Universal Face, Green LED Emergency Exit, Self-Test/Self-Diagnostics, NiCad Battery, CEC T20 Compliant

**Note: Remote Capacity Exit will only power the Compass Indoor and Outdoor Remote (CIR and COR Series)**

### DIMENSIONS



Single Carton Weight: 2 lbs.  
Master Carton Quantity: 6 each



### ACCESSORIES

WGLX Wireguard - 10" H X 14" W X 2 1/4" D  
CIR Series - Matching LED Indoor Remote Heads  
COR Series - Matching LED Outdoor Remote Heads

