

Beam Clamps, Straps, Clamps and Clamp Backs for Rigid Metal Conduit or IMC

Applications

- Beam clamp: provides support for conduit hanging systems.
- Two-Hole Straps: used to support rigid metal conduit and IMC.
- Clamp Backs: provide spacing from mounting surface when used with pipe clamps.

Material/Finish


- Beam clamps: malleable iron/hot dip galvanized
- Straps: steel/zinc electroplate

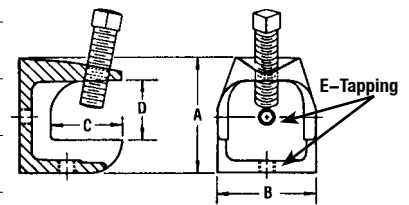
Certifications and Compliances


- CSA Standard: C22.2 No. 18.4
- CSA Certified: 065178

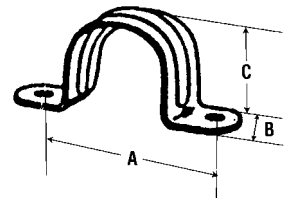
Options

- PVC coating available on select clamps. Add suffix **-PVC** to catalog number.

Catalog Number	Dimensions in Inches/Millimeters					Weight Lbs./Kgs. Per 100
	A	B	C	D	E	
Beam Clamps — Malleable Iron — Hot Dipped Galvanized						
 BH-500 †	1.63/41.4	1.00/25.4	0.88/22.4	0.94/23.9	0.25/6.4 – 20.00/508.0	22.00/9.98
BH-500-10	1.63/41.4	1.00/25.4	0.88/22.4	0.94/23.9	10.00/254.0 – 24.00/609.6	21.5/9.75
BH-501 †	1.81/46.0	1.50/38.1	1.13/28.7	0.94/23.9	0.31/7.9 – 18.00/457.2	45.00/20.41
BH-502 †	2.06/52.3	2.00/50.8	1.38/35.1	1.00/25.4	0.38/9.7 – 16.00/406.4	83.00/37.65
BH-503 †	2.25/57.2	2.63/66.8	1.69/42.9	1.13/28.7	0.50/12.7 – 13.00/330.2	152.00/68.95



Catalog Number	Trade Size (Inches)	Dimensions in Inches/Millimeters				Hole Diameter	Weight Lbs./Kgs. Per 100
		A	B	C			
2-Hole Straps — Steel/Zinc Electroplate							
	CF-250	1/4	1.25/31.8	0.63/16.0	0.63/16.0	0.19/4.8	1.60/0.73
	CF-375	3/8	1.50/38.1	0.63/16.0	0.75/19.1	0.19/4.8	1.20/0.54
	CF-500	1/2	1.59/40.4	0.63/16.0	0.91/23.1	0.19/4.8	1.40/0.64
	CF-750	3/4	2.09/53.1	0.63/16.0	1.06/26.9	0.19/4.8	1.60/0.73
	CF-100	1	2.44/62.0	0.75/19.1	1.38/35.1	0.19/4.8	3.50/1.59
	CF-125	1-1/4	2.66/67.6	0.75/19.1	1.75/44.5	0.25/6.3	4.00/1.81
	CF-150	1-1/2	3.59/91.2	1.00/25.4	2.00/50.8	0.25/6.3	9.00/4.08
	CF-200	2	4.06/103.1	1.25/31.8	2.50/63.5	0.25/6.3	12.00/5.44
	CF-250H	2-1/2	4.38/111.3	1.00/25.4	2.81/71.4	0.27/6.9	5.70/2.59
	CF-300H	3	5.00/127.0	1.00/25.4	3.38/85.9	0.27/6.9	8.00/3.63
	CF-350H	3-1/2	6.25/158.8	1.00/25.4	3.88/98.6	0.33/8.4	8.70/3.95
	CF-400H	4	7.00/177.8	1.25/31.8	4.38/111.3	0.28/7.1	9.40/4.26



† PVC coating available on select clamps. Add suffix **-PVC** to catalog number.

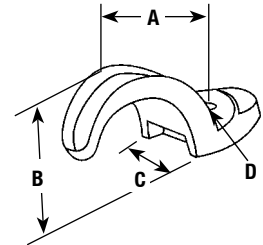
Beam Clamps, Straps, Clamps and Clamp Backs for Rigid Metal Conduit or IMC

Catalog Number	Trade Size (Inches)	Dimensions in Inches/Millimeters				Recommended Bolt Diameter D	Weight Lbs./Kgs. Per 100
		A	B	C			

One-Hole Clamps — Malleable Iron — Hot Dipped Galvanized



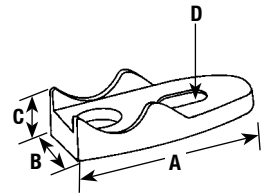
CL-50MN †	1/2	1.00/25.4	0.75/19.1	0.63/16.0	0.25/6.4	6.00/2.72
CL-75MN †	3/4	1.19/30.2	1.22/31.0	0.75/19.1	0.25/6.4	8.00/3.63
CL-100MN †	1	1.38/35.1	1.50/38.1	0.88/22.4	0.25/6.4	14.00/6.35
CL-125MN †	1-1/4	1.63/41.4	1.81/46.0	0.88/22.4	0.38/9.7	21.00/9.53
CL-150MN †	1-1/2	1.81/46.0	2.13/54.1	0.94/23.9	0.38/9.7	27.00/12.25
CL-200MN †	2	2.31/58.7	2.63/66.8	1.06/26.9	0.50/12.7	48.00/21.77
CL-250MN †	2-1/2	2.56/65.0	3.00/76.2	1.31/33.3	0.50/12.7	71.00/32.21
CL-300MN †	3	3.19/81.0	3.81/96.8	1.50/38.1	0.50/12.7	107.00/48.53
CL-350MN †	3-1/2	3.38/85.9	4.44/112.8	1.69/42.9	0.63/16.0	172.00/78.02
CL-400MN †	4	3.75/95.3	5.00/127.0	1.94/49.3	0.63/16.0	266.00/120.66
CL-500MN ‡	5	4.75/120.7	6.50/165.1	2.50/63.5	0.63/16.0	433.00/196.41
CL-600MN ‡	6	5.63/143.0	7.50/190.5	2.75/69.9	1.00/25.4	620.00/281.23



Clamp Backs — Malleable Iron — Hot Dipped Galvanized






CLB-50MN	1/2	2.44/62.0	1.06/26.9	0.44/11.2	0.25/6.4	9.00/4.08
CLB-75MN	3/4	2.50/63.5	1.13/28.7	0.50/12.7	0.25/6.4	11.00/5.00
CLB-100MN	1	3.19/81.0	1.31/33.3	0.56/14.2	0.25/6.4	18.00/8.16
CLB-125MN	1-1/4	3.69/93.7	1.44/36.6	0.75/19.1	0.38/9.7	24.00/10.89
CLB-150MN	1-1/2	3.94/100.1	1.56/39.6	0.81/20.6	0.38/9.7	32.00/14.51
CLB-200MN	2	5.13/130.3	2.00/50.8	0.75/19.1	0.50/12.7	54.00/24.49
CLB-250MN	2-1/2	5.75/146.1	2.50/63.5	0.75/19.1	0.50/12.7	71.00/32.21
CLB-300MN	3	7.13/181.1	2.81/71.4	0.81/20.6	0.50/12.7	104.00/47.17
CLB-350MN	3-1/2	8.00/203.2	3.25/82.6	1.00/25.4	0.63/16.0	159.00/72.12
CLB-400MN	4	8.75/222.3	3.44/87.4	1.00/25.4	0.63/16.0	183.00/83.01
CLB-500MN ‡	5	10.06/255.5	3.75/95.3	1.25/31.8	0.63/16.0	328.00/148.78
CLB-600MN ‡	6	11.81/300.0	3.94/100.1	1.50/38.1	1.00/25.4	478.00/216.82

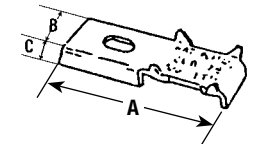
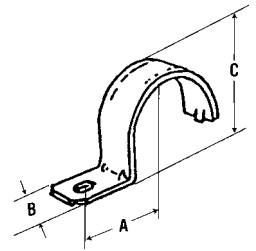


COMMERCIAL PRODUCTS: RIGID, IMC AND EMT CLAMPS AND HANGERS

† PVC coating available on select clamps. Add suffix **-PVC** to catalog number.
‡ Not CSA Certified.

Beam Clamps, Straps, Clamps and Clamp Backs for Rigid Metal Conduit or IMC

	Catalog Number	Trade Size (Inches)	Dimensions in Inches/Millimeters			Hole Diameter	Weight Lbs./Kgs. Per 100	
			A	B	C			
Combination Clamp and Clamp Backs — Steel/Zinc Electroplate								
	CL-50CB	1/2	—	—	—	—	5.00/2.27	
	CL-75CB	3/4	—	—	—	—	5.00/2.27	—
	CL-100CB	1	—	—	—	—	6.00/2.72	
One-Hole Clamps — Steel/Zinc Electroplate								
	CL-25	1/4	0.63/16.0	0.47/11.9	0.59/15.0	0.25/6.3	1.70/0.77	
	CL-38	3/8	0.81/20.6	0.63/16.0	0.69/17.5	0.28/7.1	2.60/1.18	
	CL-50	1/2	1.00/25.4	0.75/19.1	0.94/23.9	0.28/7.1	5.00/2.27	
	CL-75	3/4	1.16/29.5	0.75/19.1	1.13/28.7	0.28/7.1	5.90/2.68	
	CL-100	1	1.34/34.0	0.88/22.4	1.44/36.6	0.34/8.6	12.20/5.53	
	CL-125	1-1/4	1.69/42.9	1.00/25.4	1.78/45.2	0.41/10.4	19.00/8.62	
	CL-150	1-1/2	1.94/49.3	1.13/28.7	2.00/50.8	0.41/10.4	25.00/11.34	
	CL-200	2	2.34/59.4	1.19/30.2	2.53/64.3	0.47/11.9	38.00/17.24	
	CL-250	2-1/2	2.81/71.4	1.25/31.8	3.03/77.0	0.56/14.2	76.00/34.47	
	CL-300	3	3.31/84.1	1.25/31.8	3.66/93.0	0.56/14.2	93.00/42.18	
	CL-350	3-1/2	3.44/87.4	1.50/38.1	4.16/105.7	0.69/17.5	123.00/55.79	
	CL-400	4	3.78/96.0	1.50/38.1	4.66/118.4	0.69/17.5	140.00/63.50	
	Clamp Backs — Steel — Can be used with EMT							
	CLB-50	1/2	2.06/52.3	0.88/22.4	0.25/6.4	—	5.00/2.27	
	CLB-75	3/4	2.50/63.5	1.00/25.4	0.25/6.4	—	7.00/3.18	
	CLB-100	1	2.69/68.3	1.13/28.7	0.25/6.4	—	8.60/3.90	



COMMERCIAL PRODUCTS: RIGID, IMC AND EMT CLAMPS AND HANGERS

Beam Clamps, Straps, Clamps and Clamp Backs for Rigid Metal Conduit or IMC

Applications

- Beam clamp: provides support for conduit hanging systems.
- Two-Hole Straps: used to support rigid metal conduit and IMC.
- Clamp Backs: provide spacing from mounting surface when used with pipe clamps.

Material/Finish


- Beam clamps: malleable iron/hot dip galvanized
- Straps: steel/zinc electroplate

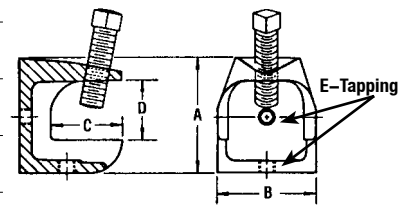
Certifications and Compliances


- CSA Standard: C22.2 No. 18.4
- CSA Certified: 065178

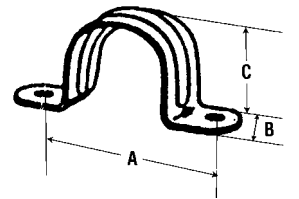
Options

- PVC coating available on select clamps. Add suffix **-PVC** to catalog number.

Catalog Number	Dimensions in Inches/Millimeters					Weight Lbs./Kgs. Per 100
	A	B	C	D	E	
Beam Clamps — Malleable Iron — Hot Dipped Galvanized						
 BH-500 †	1.63/41.4	1.00/25.4	0.88/22.4	0.94/23.9	0.25/6.4 – 20.00/508.0	22.00/9.98
BH-500-10	1.63/41.4	1.00/25.4	0.88/22.4	0.94/23.9	10.00/254.0 – 24.00/609.6	21.5/9.75
BH-501 †	1.81/46.0	1.50/38.1	1.13/28.7	0.94/23.9	0.31/7.9 – 18.00/457.2	45.00/20.41
BH-502 †	2.06/52.3	2.00/50.8	1.38/35.1	1.00/25.4	0.38/9.7 – 16.00/406.4	83.00/37.65
BH-503 †	2.25/57.2	2.63/66.8	1.69/42.9	1.13/28.7	0.50/12.7 – 13.00/330.2	152.00/68.95



Catalog Number	Trade Size (Inches)	Dimensions in Inches/Millimeters				Hole Diameter	Weight Lbs./Kgs. Per 100
		A	B	C			
2-Hole Straps — Steel/Zinc Electroplate							
	CF-250	1/4	1.25/31.8	0.63/16.0	0.63/16.0	0.19/4.8	1.60/0.73
	CF-375	3/8	1.50/38.1	0.63/16.0	0.75/19.1	0.19/4.8	1.20/0.54
	CF-500	1/2	1.59/40.4	0.63/16.0	0.91/23.1	0.19/4.8	1.40/0.64
	CF-750	3/4	2.09/53.1	0.63/16.0	1.06/26.9	0.19/4.8	1.60/0.73
	CF-100	1	2.44/62.0	0.75/19.1	1.38/35.1	0.19/4.8	3.50/1.59
	CF-125	1-1/4	2.66/67.6	0.75/19.1	1.75/44.5	0.25/6.3	4.00/1.81
	CF-150	1-1/2	3.59/91.2	1.00/25.4	2.00/50.8	0.25/6.3	9.00/4.08
	CF-200	2	4.06/103.1	1.25/31.8	2.50/63.5	0.25/6.3	12.00/5.44
	CF-250H	2-1/2	4.38/111.3	1.00/25.4	2.81/71.4	0.27/6.9	5.70/2.59
	CF-300H	3	5.00/127.0	1.00/25.4	3.38/85.9	0.27/6.9	8.00/3.63
	CF-350H	3-1/2	6.25/158.8	1.00/25.4	3.88/98.6	0.33/8.4	8.70/3.95
	CF-400H	4	7.00/177.8	1.25/31.8	4.38/111.3	0.28/7.1	9.40/4.26



† PVC coating available on select clamps. Add suffix **-PVC** to catalog number.

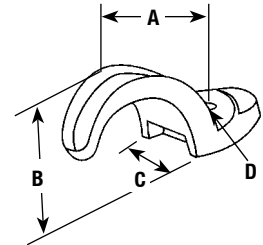
Beam Clamps, Straps, Clamps and Clamp Backs for Rigid Metal Conduit or IMC

Catalog Number	Trade Size (Inches)	Dimensions in Inches/Millimeters				Recommended Bolt Diameter D	Weight Lbs./Kgs. Per 100
		A	B	C			

One-Hole Clamps — Malleable Iron — Hot Dipped Galvanized



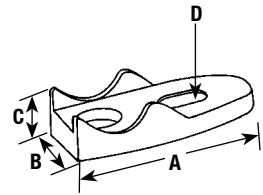
CL-50MN †	1/2	1.00/25.4	0.75/19.1	0.63/16.0	0.25/6.4	6.00/2.72
CL-75MN †	3/4	1.19/30.2	1.22/31.0	0.75/19.1	0.25/6.4	8.00/3.63
CL-100MN †	1	1.38/35.1	1.50/38.1	0.88/22.4	0.25/6.4	14.00/6.35
CL-125MN †	1-1/4	1.63/41.4	1.81/46.0	0.88/22.4	0.38/9.7	21.00/9.53
CL-150MN †	1-1/2	1.81/46.0	2.13/54.1	0.94/23.9	0.38/9.7	27.00/12.25
CL-200MN †	2	2.31/58.7	2.63/66.8	1.06/26.9	0.50/12.7	48.00/21.77
CL-250MN †	2-1/2	2.56/65.0	3.00/76.2	1.31/33.3	0.50/12.7	71.00/32.21
CL-300MN †	3	3.19/81.0	3.81/96.8	1.50/38.1	0.50/12.7	107.00/48.53
CL-350MN †	3-1/2	3.38/85.9	4.44/112.8	1.69/42.9	0.63/16.0	172.00/78.02
CL-400MN †	4	3.75/95.3	5.00/127.0	1.94/49.3	0.63/16.0	266.00/120.66
CL-500MN ‡	5	4.75/120.7	6.50/165.1	2.50/63.5	0.63/16.0	433.00/196.41
CL-600MN ‡	6	5.63/143.0	7.50/190.5	2.75/69.9	1.00/25.4	620.00/281.23



Clamp Backs — Malleable Iron — Hot Dipped Galvanized






CLB-50MN	1/2	2.44/62.0	1.06/26.9	0.44/11.2	0.25/6.4	9.00/4.08
CLB-75MN	3/4	2.50/63.5	1.13/28.7	0.50/12.7	0.25/6.4	11.00/5.00
CLB-100MN	1	3.19/81.0	1.31/33.3	0.56/14.2	0.25/6.4	18.00/8.16
CLB-125MN	1-1/4	3.69/93.7	1.44/36.6	0.75/19.1	0.38/9.7	24.00/10.89
CLB-150MN	1-1/2	3.94/100.1	1.56/39.6	0.81/20.6	0.38/9.7	32.00/14.51
CLB-200MN	2	5.13/130.3	2.00/50.8	0.75/19.1	0.50/12.7	54.00/24.49
CLB-250MN	2-1/2	5.75/146.1	2.50/63.5	0.75/19.1	0.50/12.7	71.00/32.21
CLB-300MN	3	7.13/181.1	2.81/71.4	0.81/20.6	0.50/12.7	104.00/47.17
CLB-350MN	3-1/2	8.00/203.2	3.25/82.6	1.00/25.4	0.63/16.0	159.00/72.12
CLB-400MN	4	8.75/222.3	3.44/87.4	1.00/25.4	0.63/16.0	183.00/83.01
CLB-500MN ‡	5	10.06/255.5	3.75/95.3	1.25/31.8	0.63/16.0	328.00/148.78
CLB-600MN ‡	6	11.81/300.0	3.94/100.1	1.50/38.1	1.00/25.4	478.00/216.82

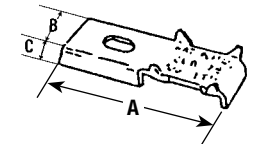
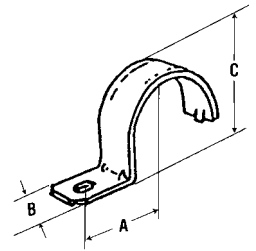


COMMERCIAL PRODUCTS: RIGID, IMC AND EMT CLAMPS AND HANGERS

† PVC coating available on select clamps. Add suffix **-PVC** to catalog number.
‡ Not CSA Certified.

Beam Clamps, Straps, Clamps and Clamp Backs for Rigid Metal Conduit or IMC

	Catalog Number	Trade Size (Inches)	Dimensions in Inches/Millimeters			Hole Diameter	Weight Lbs./Kgs. Per 100	
			A	B	C			
Combination Clamp and Clamp Backs — Steel/Zinc Electroplate								
	CL-50CB	1/2	—	—	—	—	5.00/2.27	
	CL-75CB	3/4	—	—	—	—	5.00/2.27	—
	CL-100CB	1	—	—	—	—	6.00/2.72	
One-Hole Clamps — Steel/Zinc Electroplate								
	CL-25	1/4	0.63/16.0	0.47/11.9	0.59/15.0	0.25/6.3	1.70/0.77	
	CL-38	3/8	0.81/20.6	0.63/16.0	0.69/17.5	0.28/7.1	2.60/1.18	
	CL-50	1/2	1.00/25.4	0.75/19.1	0.94/23.9	0.28/7.1	5.00/2.27	
	CL-75	3/4	1.16/29.5	0.75/19.1	1.13/28.7	0.28/7.1	5.90/2.68	
	CL-100	1	1.34/34.0	0.88/22.4	1.44/36.6	0.34/8.6	12.20/5.53	
	CL-125	1-1/4	1.69/42.9	1.00/25.4	1.78/45.2	0.41/10.4	19.00/8.62	
	CL-150	1-1/2	1.94/49.3	1.13/28.7	2.00/50.8	0.41/10.4	25.00/11.34	
	CL-200	2	2.34/59.4	1.19/30.2	2.53/64.3	0.47/11.9	38.00/17.24	
	CL-250	2-1/2	2.81/71.4	1.25/31.8	3.03/77.0	0.56/14.2	76.00/34.47	
	CL-300	3	3.31/84.1	1.25/31.8	3.66/93.0	0.56/14.2	93.00/42.18	
	CL-350	3-1/2	3.44/87.4	1.50/38.1	4.16/105.7	0.69/17.5	123.00/55.79	
	CL-400	4	3.78/96.0	1.50/38.1	4.66/118.4	0.69/17.5	140.00/63.50	
Clamp Backs — Steel — Can be used with EMT								
	CLB-50	1/2	2.06/52.3	0.88/22.4	0.25/6.4	—	5.00/2.27	
	CLB-75	3/4	2.50/63.5	1.00/25.4	0.25/6.4	—	7.00/3.18	
	CLB-100	1	2.69/68.3	1.13/28.7	0.25/6.4	—	8.60/3.90	



COMMERCIAL PRODUCTS: RIGID, IMC AND EMT CLAMPS AND HANGERS