

# BBS 13/32" x 1-3/8" 600Vac fast-acting supplemental fuses



600Vac  
1/10 to 6A



250Vac  
7 to 10A



48Vac  
12 to 30A

**Catalog symbol / color code:**

- BBS
  - Black (600Vac max, 1/10 to 6A)
  - Green (250Vac max, 7 to 10A)
  - Purple (48Vac max, 12 to 30A)

**Description:**

Fast-acting supplemental fuse.  
For superior protection, Eaton recommends upgrading to Bussmann series Low-Peak™ Class CC fuses. See data sheet No.1023.

**Specifications:**

**Ratings**

Fuse amp range	Interrupting rating at system voltage			Agency information	
	600 Vac	250 Vac	48 Vac	UL®	CSA®
1/10 to 6	10kA	-	-	X	X
7 to 10	-	10kA	-	X	X
12 to 30*	-	-	-	-	-

\* For interrupting rating, contact factory.

**Agency information**

- CE
- UL Listed, Std. 248-14 (1/10-6A@600Vac, 7-10A@250Vac), Guide JDYX, File E19180
- CSA Certified, C22.2 No. 248.14 (1/10-6A@600Vac, 7-10A@250Vac), Class 1422-01, File 53787

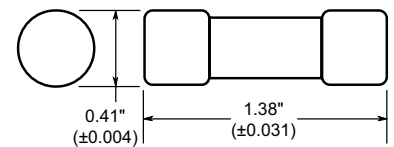
**Catalog numbers (amps)**

BBS-1/10	BBS-8/10	BBS-4	BBS-15
BBS-2/10	BBS-1	BBS-5	BBS-20
BBS-1/4	BBS-1-1/2	BBS-6	BBS-25
BBS-4/10	BBS-1-6/10	BBS-7	BBS-30
BBS-1/2	BBS-1-8/10	BBS-8	
BBS-6/10	BBS-2	BBS-10	
BBS-3/4	BBS-3	BBS-12	

**Carton quantity**

Amps	Qty.
1/10 to 30	10

**Dimensions - in:**



**Features:**

- Color coded for 600Vac (black) 250Vac (green) and 48Vac (purple) for maximum voltage ratings
- Fiber tube construction
- Nickel-plated endcaps.

**Typical applications**

- Control circuits
- Gaseous vapor fixtures
- HID ballasts
- Electronic circuits
- Hand-held meters

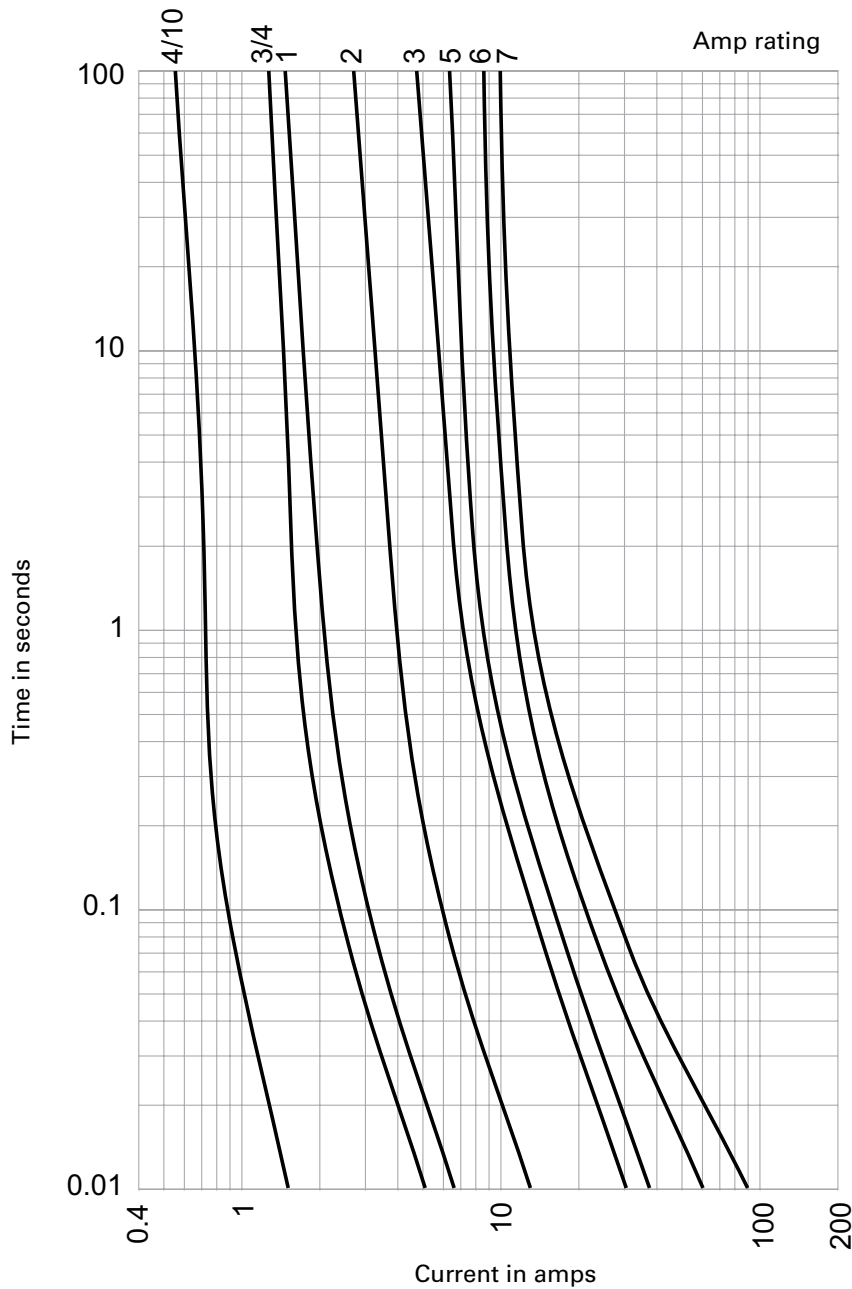
**Recommended fuse blocks/fuse holders:**

Catalog symbol	Description Blocks	Data sheet No.
BMM	1-, 2- and 3-pole modular blocks with optional covers	10235
<b>DIN-Rail holders / switches</b>		
CHM	1-, 2- and 3-pole	3185
Optima NG	3-pole protection module	1109
Optima	3-pole holder	1102
Optima	3-pole holder + switch	1103
<b>Panel mount holders</b>		
HPF-L	1-pole holder	2114
HPS-L	1-pole holder	2113
<b>In-line</b>		
HEH	1-pole holder	2124
<b>Fuseclips</b>		
1A3400, 5956 and 5960	PCB fuseclips	2132
<b>Fuse covers</b>		
CVR(I)-CCM(-QC)	Finger-safe fuse cover	10235



Powering Business Worldwide

**Time-current characteristic curves – average melt:**



The only controlled copy of this data sheet is the electronic read-only version located on the Eaton network drive. All other copies of this document are by definition uncontrolled. This bulletin is intended to clearly present comprehensive product data and provide technical information that will help the end user with design applications. Eaton reserves the right, without notice, to change design or construction of any products and to discontinue or limit distribution of any products. Eaton also reserves the right to change or update, without notice, any technical information contained in this bulletin. Once a product has been selected, it should be tested by the user in all possible applications.

**Eaton**  
1000 Eaton Boulevard  
Cleveland, OH 44122  
United States  
Eaton.com

Bussmann Division  
114 Old State Road  
Ellisville, MO 63021  
United States  
Eaton.com/bussmannseries

© 2015 Eaton  
All Rights Reserved  
Printed in USA  
Publication No. 2010 – BU-SB14287  
December 2015

Eaton, Bussmann and Low-Peak are valuable trademarks of Eaton in the US and other countries. You are not permitted to use the Eaton trademarks without prior written consent of Eaton.

CSA is a registered trademark of the Canadian Standards Group.  
UL is a registered trademark of the Underwriters Laboratories, Inc.

For Eaton's Bussmann series product information, call 1-855-287-7626 or visit: [Eaton.com/bussmannseries](http://Eaton.com/bussmannseries)

Follow us on social media to get the latest product and support information.



# BBS 13/32" x 1-3/8" 600Vac fast-acting supplemental fuses



600Vac  
1/10 to 6A



250Vac  
7 to 10A



48Vac  
12 to 30A

**Catalog symbol / color code:**

- BBS
  - Black (600Vac max, 1/10 to 6A)
  - Green (250Vac max, 7 to 10A)
  - Purple (48Vac max, 12 to 30A)

**Description:**

Fast-acting supplemental fuse.  
For superior protection, Eaton recommends upgrading to Bussmann series Low-Peak™ Class CC fuses. See data sheet No.1023.

**Specifications:**

**Ratings**

Fuse amp range	Interrupting rating at system voltage			Agency information	
	600 Vac	250 Vac	48 Vac	UL®	CSA®
1/10 to 6	10kA	-	-	X	X
7 to 10	-	10kA	-	X	X
12 to 30*	-	-	-	-	-

\* For interrupting rating, contact factory.

**Agency information**

- CE
- UL Listed, Std. 248-14 (1/10-6A@600Vac, 7-10A@250Vac), Guide JDYX, File E19180
- CSA Certified, C22.2 No. 248.14 (1/10-6A@600Vac, 7-10A@250Vac), Class 1422-01, File 53787

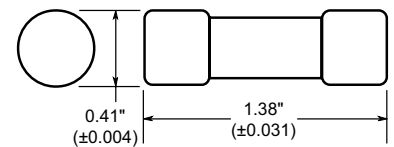
**Catalog numbers (amps)**

BBS-1/10	BBS-8/10	BBS-4	BBS-15
BBS-2/10	BBS-1	BBS-5	BBS-20
BBS-1/4	BBS-1-1/2	BBS-6	BBS-25
BBS-4/10	BBS-1-6/10	BBS-7	BBS-30
BBS-1/2	BBS-1-8/10	BBS-8	
BBS-6/10	BBS-2	BBS-10	
BBS-3/4	BBS-3	BBS-12	

**Carton quantity**

Amps	Qty.
1/10 to 30	10

**Dimensions - in:**



**Features:**

- Color coded for 600Vac (black) 250Vac (green) and 48Vac (purple) for maximum voltage ratings
- Fiber tube construction
- Nickel-plated endcaps.

**Typical applications**

- Control circuits
- Gaseous vapor fixtures
- HID ballasts
- Electronic circuits
- Hand-held meters

**Recommended fuse blocks/fuse holders:**

Catalog symbol	Description Blocks	Data sheet No.
BMM	1-, 2- and 3-pole modular blocks with optional covers	10235

**DIN-Rail holders / switches**

CHM	1-, 2- and 3-pole	3185
Optima NG	3-pole protection module	1109
Optima	3-pole holder	1102
Optima	3-pole holder + switch	1103

**Panel mount holders**

HPF-L	1-pole holder	2114
HPS-L	1-pole holder	2113

**In-line**

HEH	1-pole holder	2124
-----	---------------	------

**Fuseclips**

1A3400, 5956 and 5960	PCB fuseclips	2132
-----------------------	---------------	------

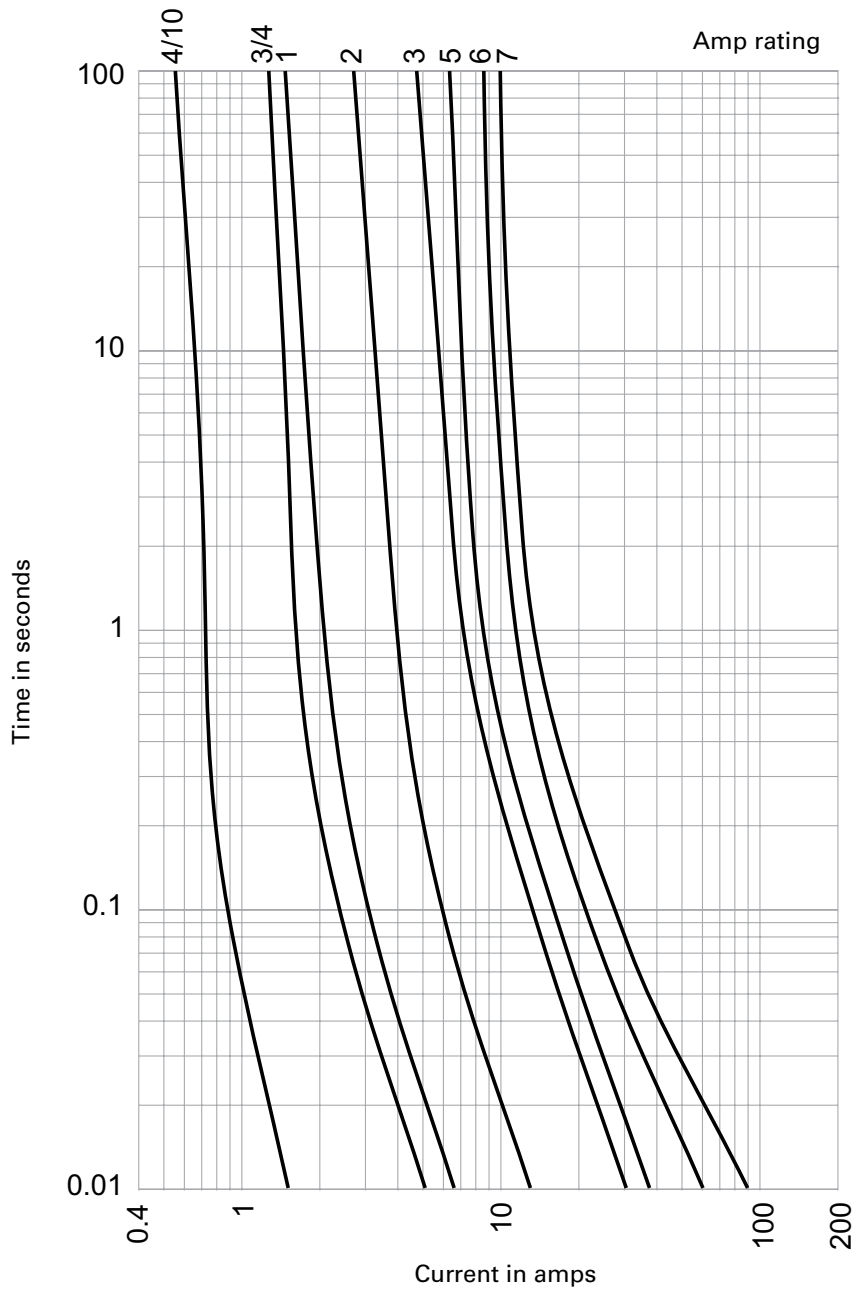
**Fuse covers**

CVR(I)-CCM(-QC)	Finger-safe fuse cover	10235
-----------------	------------------------	-------



Powering Business Worldwide

**Time-current characteristic curves – average melt:**



The only controlled copy of this data sheet is the electronic read-only version located on the Eaton network drive. All other copies of this document are by definition uncontrolled. This bulletin is intended to clearly present comprehensive product data and provide technical information that will help the end user with design applications. Eaton reserves the right, without notice, to change design or construction of any products and to discontinue or limit distribution of any products. Eaton also reserves the right to change or update, without notice, any technical information contained in this bulletin. Once a product has been selected, it should be tested by the user in all possible applications.

**Eaton**  
1000 Eaton Boulevard  
Cleveland, OH 44122  
United States  
Eaton.com

Bussmann Division  
114 Old State Road  
Ellisville, MO 63021  
United States  
Eaton.com/bussmannseries

© 2015 Eaton  
All Rights Reserved  
Printed in USA  
Publication No. 2010 – BU-SB14287  
December 2015

Eaton, Bussmann and Low-Peak are valuable trademarks of Eaton in the US and other countries. You are not permitted to use the Eaton trademarks without prior written consent of Eaton.

CSA is a registered trademark of the Canadian Standards Group.  
UL is a registered trademark of the Underwriters Laboratories, Inc.

For Eaton's Bussmann series product information, call 1-855-287-7626 or visit: [Eaton.com/bussmannseries](http://Eaton.com/bussmannseries)

Follow us on social media to get the latest product and support information.

