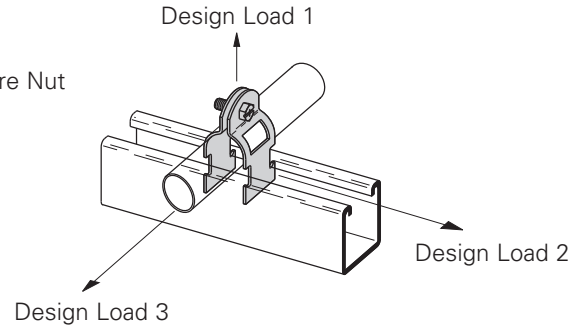


B2207 thru B2213 Multi-Grip Pipe Clamps for Thinwall (EMT), I.M.C., Rigid Conduit or Pipe

- Safety Factor of 5
- Add PA to suffix for pre-assembled pipe clamps
- Includes Combination Recess Hex Head Machine Screw and Square Nut
- Material: ASTM A1011 33,000 PSI min. yield
- Standard finish: ZN



Part No.	Nominal Size In. mm	Material Thickness In. mm	O.D. Size Range		Alternate For Clamp No.'s	Design Load 1		Design Load 2		Design Load 3		Wt./C	
			In.	mm		Lbs.	kN	Lbs.	kN	Lbs.	kN	Lbs.	kg
B2207	3/8" (10)	16 Ga. (1.5)	.557-	.706 (14.2-17.9)	B2000, B2001, B2026	400	(1.78)	50	(.22)	50	(.22)	9	(4.1)
B2208	1/2" (15)	16 Ga. (1.5)	.701-	.875 (17.8-22.2)	B2001, B2008, B2027, B2028	400	(1.78)	50	(.22)	50	(.22)	11	(5.0)
B2209	3/4" (20)	14 Ga. (1.9)	.917-	1.081 (23.2-27.4)	B2002, B2009,	400	(1.78)	50	(.22)	50	(.22)	12	(5.4)
B2210	1" (25)	14 Ga. (1.9)	1.125-	1.375 (28.6-34.9)	B2003, B2010, B2030, B2031,	400	(1.78)	50	(.22)	50	(.22)	13	(5.9)
B2211	1 1/4" (32)	14 Ga. (1.9)	1.500-	1.691 (38.1-42.9)	B2004, B2011, B2033, B2034	400	(1.78)	50	(.22)	50	(.22)	15	(6.8)
B2212	1 1/2" (40)	12 Ga. (2.6)	1.735-	1.931 (44.0-49.0)	B2005, B2012, B2035	600	(2.67)	75	(.33)	75	(.33)	23	(10.4)
B2213	2" (50)	12 Ga. (2.6)	2.192-	2.400 (55.7-60.9)	B2006, B2013 B2039	600	(2.67)	75	(.33)	75	(.33)	26	(11.8)

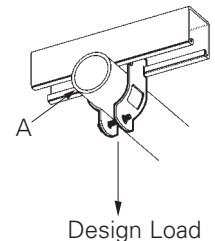
Pipe/Conduit Clamps & Hangers

BPC-8 thru BPC-64 Break-Apart Conduit Clamp

- Design Load 200 Lbs. (.896 kN)
- Includes Combination Recess Hex Head Machine Screw
- Material: ASTM A1011 33,000 PSI min. yield
- Standard finish: ZN



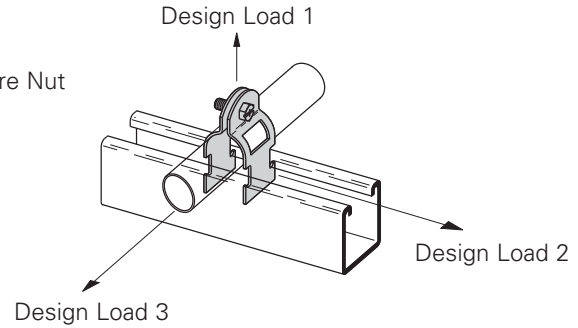
Part No.	Rigid or EMT Conduit Size		Wt./C	
	In.	mm	Lbs.	kg
BPC-8	1/2"	(21.3)	11.2	(5.1)
BPC-12	3/4"	(26.7)	12.7	(5.8)
BPC-16	1"	(33.4)	14.5	(6.6)
BPC-20	1 1/4"	(42.2)	16.5	(7.5)
BPC-24	1 1/2"	(48.3)	18.5	(8.4)
BPC-32	2"	(60.3)	21.5	(9.8)
BPC-40	2 1/2"	(73.0)	21.5	(9.8)
BPC-48	3"	(88.9)	22.0	(10.0)
BPC-56	3 1/2"	(101.6)	23.0	(10.4)
BPC-64	4"	(114.3)	27.5	(12.5)



Reference page 127 for general fitting and standard finish specifications.

B2207 thru B2213 Multi-Grip Pipe Clamps for Thinwall (EMT), I.M.C., Rigid Conduit or Pipe

- Safety Factor of 5
- Add PA to suffix for pre-assembled pipe clamps
- Includes Combination Recess Hex Head Machine Screw and Square Nut
- Material: ASTM A1011 33,000 PSI min. yield
- Standard finish: ZN



Part No.	Nominal Size In. mm	Material Thickness In. mm	O.D. Size Range		Alternate For Clamp No.'s	Design Load 1		Design Load 2		Design Load 3		Wt./C	
			In.	mm		Lbs.	kN	Lbs.	kN	Lbs.	kN	Lbs.	kg
B2207	3/8" (10)	16 Ga. (1.5)	.557-	.706 (14.2-17.9)	B2000, B2001, B2026	400	(1.78)	50	(.22)	50	(.22)	9	(4.1)
B2208	1/2" (15)	16 Ga. (1.5)	.701-	.875 (17.8-22.2)	B2001, B2008, B2027, B2028	400	(1.78)	50	(.22)	50	(.22)	11	(5.0)
B2209	3/4" (20)	14 Ga. (1.9)	.917-	1.081 (23.2-27.4)	B2002, B2009,	400	(1.78)	50	(.22)	50	(.22)	12	(5.4)
B2210	1" (25)	14 Ga. (1.9)	1.125-	1.375 (28.6-34.9)	B2003, B2010, B2030, B2031,	400	(1.78)	50	(.22)	50	(.22)	13	(5.9)
B2211	1 1/4" (32)	14 Ga. (1.9)	1.500-	1.691 (38.1-42.9)	B2004, B2011, B2033, B2034	400	(1.78)	50	(.22)	50	(.22)	15	(6.8)
B2212	1 1/2" (40)	12 Ga. (2.6)	1.735-	1.931 (44.0-49.0)	B2005, B2012, B2035	600	(2.67)	75	(.33)	75	(.33)	23	(10.4)
B2213	2" (50)	12 Ga. (2.6)	2.192-	2.400 (55.7-60.9)	B2006, B2013 B2039	600	(2.67)	75	(.33)	75	(.33)	26	(11.8)

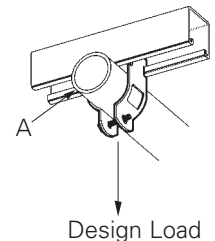
Pipe/Conduit Clamps & Hangers

BPC-8 thru BPC-64 Break-Apart Conduit Clamp

- Design Load 200 Lbs. (.896 kN)
- Includes Combination Recess Hex Head Machine Screw
- Material: ASTM A1011 33,000 PSI min. yield
- Standard finish: ZN



Part No.	Rigid or EMT Conduit Size		Wt./C	
	In.	mm	Lbs.	kg
BPC-8	1/2"	(21.3)	11.2	(5.1)
BPC-12	3/4"	(26.7)	12.7	(5.8)
BPC-16	1"	(33.4)	14.5	(6.6)
BPC-20	1 1/4"	(42.2)	16.5	(7.5)
BPC-24	1 1/2"	(48.3)	18.5	(8.4)
BPC-32	2"	(60.3)	21.5	(9.8)
BPC-40	2 1/2"	(73.0)	21.5	(9.8)
BPC-48	3"	(88.9)	22.0	(10.0)
BPC-56	3 1/2"	(101.6)	23.0	(10.4)
BPC-64	4"	(114.3)	27.5	(12.5)



Reference page 127 for general fitting and standard finish specifications.