

## DESCRIPTION

The LED APX series is UL924 code compliant solution for indoor exit requirements. It is available as AC only (APX6) or self-powered (APX7) with a maintenance free nickel cadmium battery. The self-powered version will operate for a minimum of 90 minutes during a power outage. All models feature an LED source available in red or green, are field configurable for single or double face and are universal mount (ceiling, wall or end). The polycarbonate housing is available in white or black.

<b>Catalog #</b>		<b>Type</b>
<b>Project</b>		
<b>Comments</b>		<b>Date</b>
<b>Prepared by</b>		

## SPECIFICATION FEATURES

### Electrical

- Dual voltage input 120/277 VAC, 60Hz
- Solid-State voltage limited charger (APX7)
- Brownout circuit (APX7)
- Test switch / Power indicator light (APX7)

### Housing Construction

- All components are injection molded, color stable, high impact thermoplastic material
- Available in a white or black finish
- Components are of snap-fit construction to facilitate under 5-minute installation
- Reinforcing ribs throughout to provide maximum strength connections
- All components including battery and electronics are located inside the exit housing

- Snap-out or snap-in chevron directional indicators have full 3/4" stroke
- Universal exits can be field configured as single face or double face
- Snap-fit canopy with mounting screws included with all exits
- Exit can be ceiling, wall, or end mounted
- Universal J-box mounting pattern
- Operating temperature range 10 °C to 40 °C

### Battery

- Sealed nickel cadmium
- Maintenance free, long life
- Full recharge time: 24 hrs (max.)

### Code Compliance

- UL 924 Listed
- UL Damp Location Listed
- Life Safety NFPA 101
- NEC/OSHA
- Most State and Local Codes
- operating temperature range 10 °C to 40 °C
- California Energy Code compliant

### Lamp Data

- AC LED: Long life LED lamps provide uniform diffused illumination
- DC: LED DC lamps (Brighter in emergency mode, APX7)

### Warranty

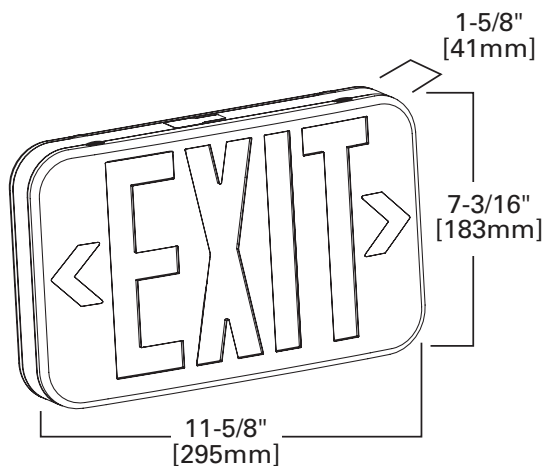
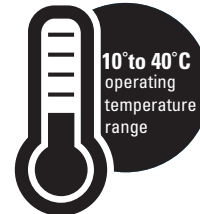
- Five-year warranty
- Seven-year prorated battery warranty



## APX SERIES

THERMOPLASTIC EXIT  
AC ONLY SELF POWERED  
EMERGENCY  
LED LAMPS  
EXIT LIGHTING

**T20** Certified to California Title 20 Appliance Database



### ENERGY DATA

Maximum power consumption under all charge conditions:

#### Sealed Nickel Cadmium Battery LED Exits - Red

Input Power:  
120V = .99W  
277V = 1.14W  
Input Current (Max.):  
120V = .07A  
277V = .07A  
Power Factor:  
120V = >.12  
277V = >.06

#### Energy Data AC Only LED Exits - Red

Input Power:  
120V = 1.31W  
277V = 1.74W  
Input Current (Max.):  
120V = .07A  
277V = .08A  
Power Factor:  
120V = >.17  
277V = >.08

#### LED Exits - Green

Input Power:  
120V = .93W  
277V = 1.05W  
Input Current (Max.):  
120V = .07A  
277V = .07A  
Power Factor:  
120V = >.11  
277V = >.05

#### LED Exits - Green

Input Power:  
120V = 1.33W  
277V = 1.76W  
Input Current (Max.):  
120V = .07A  
277V = .07A  
Power Factor:  
120V = >.05  
277V = >.03

## ORDERING INFORMATION

SAMPLE NUMBER: APX7RBK

Series	Battery	Face Options	Letter Colors	Housing Color	Remote Heads Powered
APX	6 = no battery (AC only) 7 = nickel cadmium battery	_ = Universal	R = Red G = Green	_ = White BK = Black	APX6R, APX6G, APX6RBK, APX6GBK APX7R, APX7G, APX7RBK, APX7GBK

**TECHNICAL DATA****Lamps**

Self-Powered LED versions of the All Pro Emergency Series Exits use energy efficient, long life LEDs to provide uniform diffuse illumination of the exit face. Both the red and green LEDs require no maintenance and consume a total of 2.0 watts. The low operating costs and zero maintenance requirement makes LED lamps the wisest choice for exit signs today. Emergency illumination is provided by LED lamps,

**Housing Construction**

Rugged, durable, injection molded thermoplastic materials are used throughout the All Pro Emergency Series Exits. All structural components are designed with reinforcing ribs to add additional rigidity and to maximize structural integrity. These materials are impact and scratch resistant, and they have been UV stabilized to resist discoloration due to age and ultraviolet radiation. All components are designed to be of snap-fit construction - no mechanical fasteners - to facilitate installation in under 5-minutes. Any components required for installation (wirenuts, wire leads, universal metal J-box bracket, etc.) are all included with each exit. The universal design of the All Pro Series Exits enables universal exits to be configured as single face or double face in the field. All Self-Powered All Pro Series Exits can be wall, ceiling, or end mounted; a rugged, snap-fit, low profile canopy with captive screws is included with every exit for ceiling and end mounting applications. The housings are available with a white or black finish.

**Lens**

Lenses are made from durable impact resistant thermoplastic. All exit faces are designed with full 3/4" stroke snap-out or snap-in chevron directional indicators to insure maximum visibility and compliance with the latest codes.

**Solid-State Charger (APX7)**

Supplied with a 120/277 VAC, voltage regulated solid-state charger. Immediately upon restoration of AC current after a power failure, the charger provides a high charge rate. The charge circuit reacts to the condition of the battery and regulates the charging process in order to maintain peak battery capacity and maximize battery life. Solid-state construction recharges the battery following a power failure in accordance with UL 924.

**Brownout Circuit (APX7)**

The brownout circuit on All Pro exits monitors the flow of AC current to the exit and activates the emergency lighting system when a predetermined reduction of AC power occurs. This dip in voltage will cause most ballasted fixtures to extinguish causing loss of normal lighting even though a total power failure has not occurred.

**Test Switch/Power Indicator Light (APX7)**

A test switch located on the bottom of the exit permits the activation of the emergency circuit for a complete operational systems check. The Power Indicator Light provides visual assurance that the AC power is on.

**Sealed Nickel Cadmium Battery**

All Pro Emergency sealed nickel cadmium batteries are maintenance free with a life expectancy of 10 years. The sealed rechargeable nickel cadmium battery offers high discharge rates and stable performance over a wide range of temperatures. The specially designed resealable vent automatically controls cell pressure, assuring safety and reliability. This battery is best suited for harsh ambient temperatures because the electrolyte is not active in the electrochemical process.

**Warranty**

The All Pro Series exit signs are backed by a five-year warranty.

## DESCRIPTION

The LED APX series is UL924 code compliant solution for indoor exit requirements. It is available as AC only (APX6) or self-powered (APX7) with a maintenance free nickel cadmium battery. The self-powered version will operate for a minimum of 90 minutes during a power outage. All models feature an LED source available in red or green, are field configurable for single or double face and are universal mount (ceiling, wall or end). The polycarbonate housing is available in white or black.

<b>Catalog #</b>		<b>Type</b>
<b>Project</b>		
<b>Comments</b>		<b>Date</b>
<b>Prepared by</b>		

## SPECIFICATION FEATURES

### Electrical

- Dual voltage input 120/277 VAC, 60Hz
- Solid-State voltage limited charger (APX7)
- Brownout circuit (APX7)
- Test switch / Power indicator light (APX7)

### Housing Construction

- All components are injection molded, color stable, high impact thermoplastic material
- Available in a white or black finish
- Components are of snap-fit construction to facilitate under 5-minute installation
- Reinforcing ribs throughout to provide maximum strength connections
- All components including battery and electronics are located inside the exit housing

- Snap-out or snap-in chevron directional indicators have full 3/4" stroke
- Universal exits can be field configured as single face or double face
- Snap-fit canopy with mounting screws included with all exits
- Exit can be ceiling, wall, or end mounted
- Universal J-box mounting pattern
- Operating temperature range 10 °C to 40 °C

### Battery

- Sealed nickel cadmium
- Maintenance free, long life
- Full recharge time: 24 hrs (max.)

### Code Compliance

- UL 924 Listed
- UL Damp Location Listed
- Life Safety NFPA 101
- NEC/OSHA
- Most State and Local Codes
- operating temperature range 10 °C to 40 °C
- California Energy Code compliant

### Lamp Data

- AC LED: Long life LED lamps provide uniform diffused illumination
- DC: LED DC lamps (Brighter in emergency mode, APX7)

### Warranty

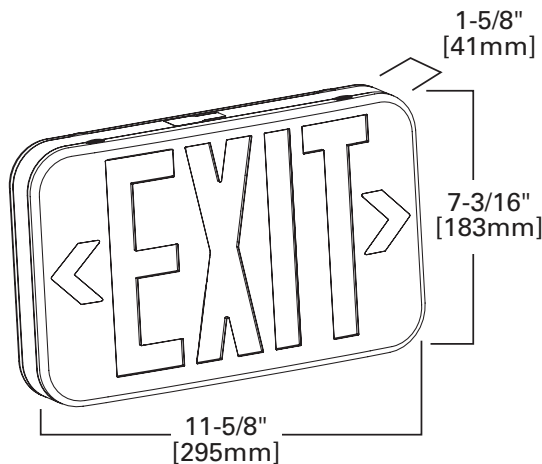
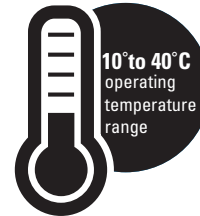
- Five-year warranty
- Seven-year prorated battery warranty



## APX SERIES

THERMOPLASTIC EXIT  
AC ONLY SELF POWERED  
EMERGENCY  
LED LAMPS  
EXIT LIGHTING

**T20** Certified to California Title 20 Appliance Database



### ENERGY DATA

Maximum power consumption under all charge conditions:

#### Sealed Nickel Cadmium Battery LED Exits - Red

Input Power:  
120V = .99W  
277V = 1.14W  
Input Current (Max.):  
120V = .07A  
277V = .07A  
Power Factor:  
120V = >.12  
277V = >.06

#### Energy Data AC Only LED Exits - Red

Input Power:  
120V = 1.31W  
277V = 1.74W  
Input Current (Max.):  
120V = .07A  
277V = .08A  
Power Factor:  
120V = >.17  
277V = >.08

#### LED Exits - Green

Input Power:  
120V = .93W  
277V = 1.05W  
Input Current (Max.):  
120V = .07A  
277V = .07A  
Power Factor:  
120V = >.11  
277V = >.05

#### LED Exits - Green

Input Power:  
120V = 1.33W  
277V = 1.76W  
Input Current (Max.):  
120V = .07A  
277V = .07A  
Power Factor:  
120V = >.05  
277V = >.03

## ORDERING INFORMATION

SAMPLE NUMBER: APX7RBK

Series	Battery	Face Options	Letter Colors	Housing Color	Remote Heads Powered
APX	6 = no battery (AC only) 7 = nickel cadmium battery	_ = Universal	R = Red G = Green	_ = White BK = Black	APX6R, APX6G, APX6RBK, APX6GBK APX7R, APX7G, APX7RBK, APX7GBK

**TECHNICAL DATA****Lamps**

Self-Powered LED versions of the All Pro Emergency Series Exits use energy efficient, long life LEDs to provide uniform diffuse illumination of the exit face. Both the red and green LEDs require no maintenance and consume a total of 2.0 watts. The low operating costs and zero maintenance requirement makes LED lamps the wisest choice for exit signs today. Emergency illumination is provided by LED lamps,

**Housing Construction**

Rugged, durable, injection molded thermoplastic materials are used throughout the All Pro Emergency Series Exits. All structural components are designed with reinforcing ribs to add additional rigidity and to maximize structural integrity. These materials are impact and scratch resistant, and they have been UV stabilized to resist discoloration due to age and ultraviolet radiation. All components are designed to be of snap-fit construction - no mechanical fasteners - to facilitate installation in under 5-minutes. Any components required for installation (wirenuts, wire leads, universal metal J-box bracket, etc.) are all included with each exit. The universal design of the All Pro Series Exits enables universal exits to be configured as single face or double face in the field. All Self-Powered All Pro Series Exits can be wall, ceiling, or end mounted; a rugged, snap-fit, low profile canopy with captive screws is included with every exit for ceiling and end mounting applications. The housings are available with a white or black finish.

**Lens**

Lenses are made from durable impact resistant thermoplastic. All exit faces are designed with full 3/4" stroke snap-out or snap-in chevron directional indicators to insure maximum visibility and compliance with the latest codes.

**Solid-State Charger (APX7)**

Supplied with a 120/277 VAC, voltage regulated solid-state charger. Immediately upon restoration of AC current after a power failure, the charger provides a high charge rate. The charge circuit reacts to the condition of the battery and regulates the charging process in order to maintain peak battery capacity and maximize battery life. Solid-state construction recharges the battery following a power failure in accordance with UL 924.

**Brownout Circuit (APX7)**

The brownout circuit on All Pro exits monitors the flow of AC current to the exit and activates the emergency lighting system when a predetermined reduction of AC power occurs. This dip in voltage will cause most ballasted fixtures to extinguish causing loss of normal lighting even though a total power failure has not occurred.

**Test Switch/Power Indicator Light (APX7)**

A test switch located on the bottom of the exit permits the activation of the emergency circuit for a complete operational systems check. The Power Indicator Light provides visual assurance that the AC power is on.

**Sealed Nickel Cadmium Battery**

All Pro Emergency sealed nickel cadmium batteries are maintenance free with a life expectancy of 10 years. The sealed rechargeable nickel cadmium battery offers high discharge rates and stable performance over a wide range of temperatures. The specially designed resealable vent automatically controls cell pressure, assuring safety and reliability. This battery is best suited for harsh ambient temperatures because the electrolyte is not active in the electrochemical process.

**Warranty**

The All Pro Series exit signs are backed by a five-year warranty.