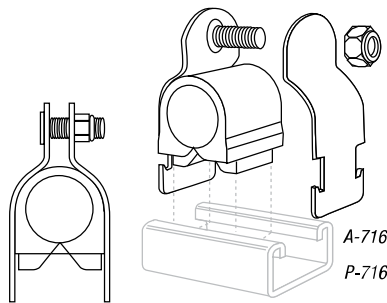


Pipe Straps, Conduit Clamps and Hangers

A-716 — Snap•Guard® Cushioned Clamp Tube Series

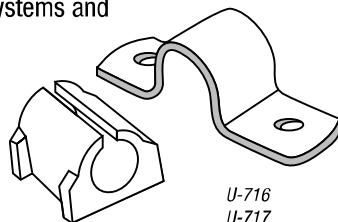
P-716 — Pipe Series

- Assembly consisting of GoldGalv® finish steel clamp with bolt/locknut and cushion
- Secure pipes, tubes and hoses for fluid conductors
- Installation is easy and requires no more time than a simple pipe clamp installation
- Cushion absorbs the shocks and associated vibrations from fluid surges in tubes, pipes and hoses
- Can handle temperatures from -40° F to 300° F
- Cushioned Clamp assemblies are available individually bagged



U-716, U-717 — Two-Hole Cushioned Clamp

- Guides, protects and uniformly spaces line runs. Low-cost, time-saving method of attaching tubing and hose to equipment
- Cushion is built to withstand the effects of most oils, chemical and industrial cleaning compounds, in temperatures from -50° F to 275° F. Interlock edge ensures cushion remains in place
- Clamp available in steel with the GoldGalv® hardware finish
- Attached with two standard fasteners to any flat surface, this clamp eliminates the use of special channels, providing a savings in both space requirements and cost
- Cushioned clamps reduce vibration, shock and noise in fluid systems and eliminate electrolysis



| O.D. TUBING SIZES | | STANDARD PIPE SIZES | | STD. CTN. |
|-------------------|-----------------|---------------------|-------------------------|-----------|
| ASSEMBLY CAT. NO. | TUBE O.D. (IN.) | ASSEMBLY CAT. NO. | NOMINAL PIPE SIZE (IN.) | |
| A-716-1/4 | 1/4 | P-716-1/4 | 1/4 | 25 |
| A-716-3/8 | 3/8 | P-716-3/8 | 3/8 | 25 |
| A-716-1/2 | 1/2 | P-716-1/2 | 1/2 | 25 |
| A-716-5/8 | 5/8 | P-716-3/4 | 3/4 | 25 |
| A-716-3/4 | 3/4 | P-716-1 | 1 | 25 |
| A-716-7/8 | 7/8 | P-716-1-1/4 | 1 1/4 | 25 |
| A-716-1 | 1 | P-716-1-1/2 | 1 1/2 | 10 |
| A-716-1-1/8 | 1 1/8 | P-716-2 | 2 | 10 |
| A-716-1-1/4 | 1 1/4 | P-716-2-1/2 | 2 1/2 | 10 |
| A-716-1-3/8 | 1 3/8 | P-716-3 | 3 | 10 |
| A-716-1-1/2 | 1 1/2 | P-716-3-1/2 | 3 1/2 | 10 |
| A-716-1-5/8 | 1 5/8 | P-716-4 | 4 | 10 |
| A-716-1-3/4 | 1 3/4 | — | — | 10 |
| A-716-1-7/8 | 1 7/8 | — | — | 10 |
| A-716-2 | 2 | — | — | 10 |
| A-716-2-1/8 | 2 1/8 | — | — | 10 |
| A-716-2-3/8 | 2 3/8 | — | — | 10 |
| A-716-2-5/8 | 2 5/8 | — | — | 10 |
| A-716-3-1/8 | 3 1/8 | — | — | 10 |
| A-716-4-1/8 | 4 1/8 | — | — | 10 |

Standard Finishes — GoldGalv® brand. Available in Stainless Steel — use SS suffix. (i.e) A-716-1SS, Electro-Galvanized (Silver) — use EG suffix. (i.e) A-716-1EG

| ASSEMBLY CAT. NO. | COPPER AND STEEL TUBING O.D. (IN.) | COPPER WATER PIPE (NOM.) (IN.) | NOMINAL PIPE SIZE (IN.) | STD. CTN. |
|-------------------|------------------------------------|--------------------------------|-------------------------|-----------|
| U716 1/4 | 1/4 | — | — | 25 |
| U-716-3/8 | 3/8 | 1/4 | — | 25 |
| U-716-1/2 | 1/2 | 3/8 | 1/4 | 25 |
| U-716-5/8 | 5/8 | 1/2 | 3/8 | 25 |
| U-716-3/4 | 3/4 | 5/8 | — | 25 |
| U-716-7/8 | 7/8 | 3/4 | 1/2 | 25 |
| U-716-1 | 1 | — | — | 25 |
| U-716-1-1/8 | 1 1/8 | 1 | — | 25 |
| U-716-1-1/4 | 1 1/4 | — | — | 10 |
| U-716-1-3/8 | 1 3/8 | 1 1/4 | — | 10 |
| U-716-1-1/2 | 1 1/2 | — | — | 10 |
| U-716-1-5/8 | 1 5/8 | 1 1/2 | — | 10 |
| U-716-1-3/4 | 1 3/4 | — | — | 10 |
| U-716-1-7/8 | 1 7/8 | — | 1 1/2 | 10 |
| U-716-2 | 2 | — | — | 10 |
| U-716-2-1/8 | 2 1/8 | — | — | 10 |
| U-716-2-3/8 | 2 3/8 | — | — | 10 |
| U-717-3/4 | — | — | 3/4 | 25 |
| U-717-1 | — | — | 1 | 10 |
| U-717-1-1/4 | — | — | 1 1/4 | 10 |

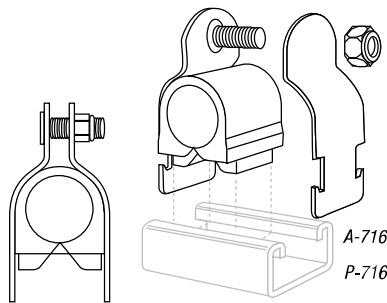
Standard Finish — GoldGalv®

Pipe Straps, Conduit Clamps and Hangers

A-716 — Snap•Guard® Cushioned Clamp Tube Series

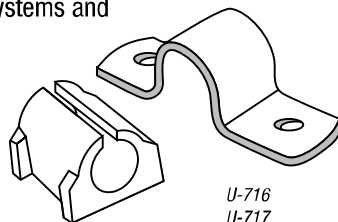
P-716 — Pipe Series

- Assembly consisting of GoldGalv® finish steel clamp with bolt/locknut and cushion
- Secure pipes, tubes and hoses for fluid conductors
- Installation is easy and requires no more time than a simple pipe clamp installation
- Cushion absorbs the shocks and associated vibrations from fluid surges in tubes, pipes and hoses
- Can handle temperatures from -40° F to 300° F
- Cushioned Clamp assemblies are available individually bagged



U-716, U-717 — Two-Hole Cushioned Clamp

- Guides, protects and uniformly spaces line runs. Low-cost, time-saving method of attaching tubing and hose to equipment
- Cushion is built to withstand the effects of most oils, chemical and industrial cleaning compounds, in temperatures from -50° F to 275° F. Interlock edge ensures cushion remains in place
- Clamp available in steel with the GoldGalv® hardware finish
- Attached with two standard fasteners to any flat surface, this clamp eliminates the use of special channels, providing a savings in both space requirements and cost
- Cushioned clamps reduce vibration, shock and noise in fluid systems and eliminate electrolysis



| O.D. TUBING SIZES | | STANDARD PIPE SIZES | | STD. CTN. |
|-------------------|-----------------|---------------------|-------------------------|-----------|
| ASSEMBLY CAT. NO. | TUBE O.D. (IN.) | ASSEMBLY CAT. NO. | NOMINAL PIPE SIZE (IN.) | |
| A-716-1/4 | 1/4 | P-716-1/4 | 1/4 | 25 |
| A-716-3/8 | 3/8 | P-716-3/8 | 3/8 | 25 |
| A-716-1/2 | 1/2 | P-716-1/2 | 1/2 | 25 |
| A-716-5/8 | 5/8 | P-716-3/4 | 3/4 | 25 |
| A-716-3/4 | 3/4 | P-716-1 | 1 | 25 |
| A-716-7/8 | 7/8 | P-716-1-1/4 | 1 1/4 | 25 |
| A-716-1 | 1 | P-716-1-1/2 | 1 1/2 | 10 |
| A-716-1-1/8 | 1 1/8 | P-716-2 | 2 | 10 |
| A-716-1-1/4 | 1 1/4 | P-716-2-1/2 | 2 1/2 | 10 |
| A-716-1-3/8 | 1 3/8 | P-716-3 | 3 | 10 |
| A-716-1-1/2 | 1 1/2 | P-716-3-1/2 | 3 1/2 | 10 |
| A-716-1-5/8 | 1 5/8 | P-716-4 | 4 | 10 |
| A-716-1-3/4 | 1 3/4 | — | — | 10 |
| A-716-1-7/8 | 1 7/8 | — | — | 10 |
| A-716-2 | 2 | — | — | 10 |
| A-716-2-1/8 | 2 1/8 | — | — | 10 |
| A-716-2-3/8 | 2 3/8 | — | — | 10 |
| A-716-2-5/8 | 2 5/8 | — | — | 10 |
| A-716-3-1/8 | 3 1/8 | — | — | 10 |
| A-716-4-1/8 | 4 1/8 | — | — | 10 |

Standard Finishes — GoldGalv® brand. Available in Stainless Steel — use SS suffix. (i.e) A-716-1SS, Electro-Galvanized (Silver) — use EG suffix. (i.e) A-716-1EG

| ASSEMBLY CAT. NO. | COPPER AND STEEL TUBING O.D. (IN.) | COPPER WATER PIPE (NOM.) (IN.) | NOMINAL PIPE SIZE (IN.) | STD. CTN. |
|-------------------|------------------------------------|--------------------------------|-------------------------|-----------|
| U716 1/4 | 1/4 | — | — | 25 |
| U-716-3/8 | 3/8 | 1/4 | — | 25 |
| U-716-1/2 | 1/2 | 3/8 | 1/4 | 25 |
| U-716-5/8 | 5/8 | 1/2 | 3/8 | 25 |
| U-716-3/4 | 3/4 | 5/8 | — | 25 |
| U-716-7/8 | 7/8 | 3/4 | 1/2 | 25 |
| U-716-1 | 1 | — | — | 25 |
| U-716-1-1/8 | 1 1/8 | 1 | — | 25 |
| U-716-1-1/4 | 1 1/4 | — | — | 10 |
| U-716-1-3/8 | 1 3/8 | 1 1/4 | — | 10 |
| U-716-1-1/2 | 1 1/2 | — | — | 10 |
| U-716-1-5/8 | 1 5/8 | 1 1/2 | — | 10 |
| U-716-1-3/4 | 1 3/4 | — | — | 10 |
| U-716-1-7/8 | 1 7/8 | — | 1 1/2 | 10 |
| U-716-2 | 2 | — | — | 10 |
| U-716-2-1/8 | 2 1/8 | — | — | 10 |
| U-716-2-3/8 | 2 3/8 | — | — | 10 |
| U-717-3/4 | — | — | 3/4 | 25 |
| U-717-1 | — | — | 1 | 10 |
| U-717-1-1/4 | — | — | 1 1/4 | 10 |

Standard Finish — GoldGalv®