

Quick-Connect

Outlet and switch boxes



Single-gang – 16 cu. in.


Features and benefits:

- Suitable for masonry walls
- Meets NEMA OS-2
- UL Classified for 2-hour-or-less fire-resistant wall assemblies




E42728

Cat. No.	Size	Std. Ctn.	Std. Wt. (lbs.)
A58381D	3 x 2 ¹ / ₄ x 3 (1/2" KOs)	25	4.6
A58381E	3 x 2 ¹ / ₄ x 3 (3/4" KOs)	25	4.6



4" Square – 20 cu. in.

Cat. No.	Size	Std. Ctn.	Std. Wt. (lbs.)
A52151D	4 x 4 x 1 ¹ / ₂ (1/2" KOs)	100	22.6
A52151E	4 x 4 x 1 ¹ / ₂ (3/4" KOs)	100	22.6
A521DE	4 x 4 x 1 ¹ / ₂ (1/2" & 3/4" KOs)	100	22.6



4" Square – 30.3 cu. in.

Cat. No.	Size	Std. Ctn.	Std. Wt. (lbs.)
A52171D	4 x 4 x 2 ³ / ₈ (1/2" KOs)	25	7.6
A52171E	4 x 4 x 2 ³ / ₈ (3/4" KOs)	25	7.6
A5217DE	4 x 4 x 2 ³ / ₈ (1/2" & 3/4" KOs)	25	7.6

Quick-Connect

Outlet and switch boxes



Single-gang – 16 cu. in.


Features and benefits:

- Suitable for masonry walls
- Meets NEMA OS-2
- UL Classified for 2-hour-or-less fire-resistant wall assemblies




E42728

Cat. No.	Size	Std. Ctn.	Std. Wt. (lbs.)
A58381D	3 x 2 $\frac{1}{4}$ x 3 ($\frac{1}{2}$ " KOs)	25	4.6
A58381E	3 x 2 $\frac{1}{4}$ x 3 ($\frac{3}{4}$ " KOs)	25	4.6



4" Square – 20 cu. in.

Cat. No.	Size	Std. Ctn.	Std. Wt. (lbs.)
A52151D	4 x 4 x 1 $\frac{1}{2}$ ($\frac{1}{2}$ " KOs)	100	22.6
A52151E	4 x 4 x 1 $\frac{1}{2}$ ($\frac{3}{4}$ " KOs)	100	22.6
A521DE	4 x 4 x 1 $\frac{1}{2}$ ($\frac{1}{2}$ " & $\frac{3}{4}$ " KOs)	100	22.6



4" Square – 30.3 cu. in.

Cat. No.	Size	Std. Ctn.	Std. Wt. (lbs.)
A52171D	4 x 4 x 2 $\frac{3}{8}$ ($\frac{1}{2}$ " KOs)	25	7.6
A52171E	4 x 4 x 2 $\frac{3}{8}$ ($\frac{3}{4}$ " KOs)	25	7.6
A5217DE	4 x 4 x 2 $\frac{3}{8}$ ($\frac{1}{2}$ " & $\frac{3}{4}$ " KOs)	25	7.6