

24 HOUR TIME SWITCHES

Duty Cycle Dial

APPLICATIONS

- For one to many daily ON-OFF operations
- Duty Cycling
 - Pumping
 - Process Control
 - Ventilating Fans
 - Irrigation
 - Laboratory Experiments

SPECIFICATIONS

Contact Ratings: 20 Amps at 120 or 240V, 5 Amps at 480V, 3/4 HP at 120V AC

Timing Motor: Heavy duty synchronous, self-starting, high torque. Power Consumption: 3 watts. Optional reserve power spring mechanism keeps dial on time up to 16 hours during power outage. Power Consumption: 5 watts. Add suffix L to model number.

Dial: Captivated tabs for setting are easily tilted in or out by hand. Switch stays ON or OFF as set when adjacent tabs are set alike. Markings in English, French & Spanish.

1 to 48 ON-OFF operations per day.

96 tabs permit 15 minute switching changes.

Duty Cycles adjustable from 1/2, 1, 2, 3, 4, 6, 12 and 24 hours.

Operating Temperature Range: -40° to +165°F. (-40° to +74°C.)

Enclosures: See end of controls section for dimensions. General purpose (NEMA 1). Drawn steel, beige enamel, with combination 1/2" and 3/4" K.O.'s on sides, bottom and back. Lockable hasp. Cover is removable and movement releases from case at finger touch for easy installation.

Other Mountings:

Model IAP-Intermatic® Adapter Plate – allows any TORK 8000 model to fit into an Intermatic case without necessity of changing the enclosure.

Flush, with lock and key (suffix FL1) – Model 9001*

Duplex – 2 standard units in one indoor/outdoor metal case, (except 3 pole) surface (suffix DUOL) – Model 9004L*

Noryl® Indoor/Outdoor– NEMA 3R (suffix N) – Model 9000N.* (Not available for 8007, 8007L, 8008, 8008L, 8007V, 8007VL)

Metal Indoor/Outdoor – NEMA 3 (suffix O) – Model 9000A* (hinged side)

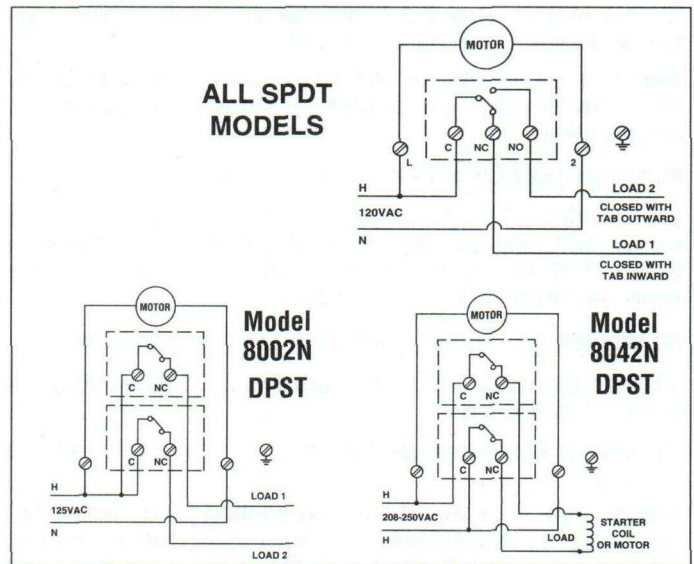
Bracket mounting – specify mechanism only, with bracket.

*Use model number when ordering special enclosures separately.

8000 SERIES



MECHANICAL



SPECIFICATION WRITER'S GUIDE

The time switches shall be of duty cycle type, capable of programming at 15-minute intervals of the day. Schedule tabs shall be captive on the dial, and shall be easily set by hand without tools to obtain or to change the desired schedule. The switching condition shall be maintained when adjacent tabs are set alike. The unit shall be powered by a self-starting enclosed 120 (or 208-277) volt synchronous motor capable of continuous accurate operation. The switch mechanism shall be a self-contained unit rated at not less than 20 amps, 120 volts, single pole, double throw, and shall be readily replaceable in the field.

FOR 8001 ADD: The time switch shall be similar and equal to Tork Model 8001. FOR 8007 AND 8007V ADD: An omitting device shall be furnished as an integral part of the time switch, to enable the switching operation to be skipped for any preselected day or days of the week. The time switch shall be similar and equal to Tork Model 8007 or (8007V.) FOR 8007L ADD: (Same description as for 8007). The unit shall incorporate an integral electrically wound spring reserve power unit, which shall power the clock mechanism for up to 16 hours on a power failure. The time switch shall be similar and equal to Tork Model 8007L. FOR 8001U: The unit shall be furnished with built-in 480-120V transformer to operate timing motor in parallel with 480 volt load. The time switch shall be Tork Model 8001U.

ORDERING INFORMATION

†Model #	†Model # with Reserve Power	Switch	Type	Amps	H.P. Rating	MOTOR	
						AC Voltage	Hz
8001	–	SPDT	24 Hour	20	3/4	120	60
8002N**	–	DPST	24 Hour	20	3/4 @ 125V 1-1/2 @ 250V	125	60
8004	–	SPDT	24 Hour	20	3/4	208-277	60††
8001U	–	SPDT	24 Hour	5	3/4	480/120 Trans.	60
8007	8007L	SPDT	7 Day Omit	20	3/4	120	60
8008	8008L	SPDT	7 Day Omit	20	3/4	208-277	60††
8007V	8007VL	SPDT	14 Day Omit	20	3/4	120	60
8042N**	–	DPST	24 Hour	20	3/4 @ 125V 1-1/2 @ 250V	208-250	60

†24 volt in all models available on specification.

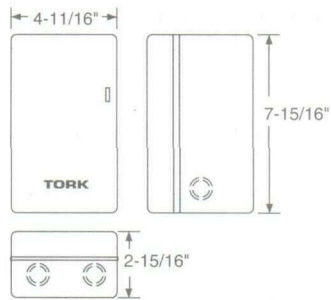
††Available in 240VAC, 50Hz

**Noryl enclosure is standard. Noryl enclosure with clear Lexan® cover is optional - add suffix "C" to catalog number (i.e. 8002 NC)

METAL INDOOR NEMA 1 #68229

STD. FOR MODELS

1101	7122
1102	8001
1103	8004
1104	8011
1101FM	8061
1104FM	8121
7100	8301
7102	8601
7200	8602
7202	E100 Series,
7120	EH10/20



METAL INDOOR/OUTDOOR NEMA 3 Model 9000A – Suffix O (replaces Model 9000)

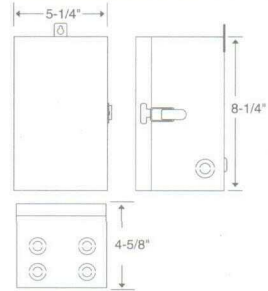
STD. FOR MODELS

7300, (L)	7302Z
7302, (L)	7300ZL
7300Z	7302ZL

AVAILABLE FOR MODELS

1101	7200, (L,Z,ZL)	1847AL	8007V
1102	7202, (L,Z,ZL)	1847AZL	8011
1103	7120, (L,Z,ZL)	8001	8061
1104	7122, (L,ZL)	8004	8121
1101FM	7220, (L)	E100 Series	8301
1104FM	7222, (L)	8001U	8601
7100	1847A	8007	8602
7102	1847AZ	8007L	

DW, DWZ, DZS, DTS Series



METAL INDOOR NEMA 1 #63100

STD. FOR MODELS

7220, (L)	1847AL	LC200
7222, (L)	1847AZL	LDS-A
7200L	8001L	LDSH-A
7202L	8007	
7120L	8007L	
1847A	8007V	
1848A	8150	
1849A	8150U	
1847AZ		

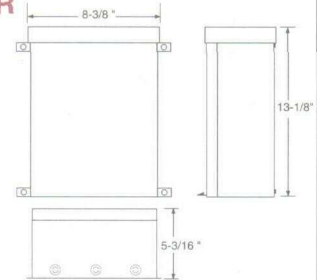


AVAILABLE FOR SERIES
DZS, DTS,
DW, DWZ,
DG

METAL INDOOR/OUTDOOR NEMA 3 Model 9006 – Suffix O

AVAILABLE FOR MODELS

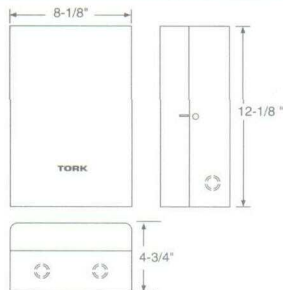
W100	W222	T920L
W200	W220L	T930L
W202	W222L	1847AW
W300	W300L	1847AWL
W302	W302L	
W120	TW220L	
W220	TW300L	



METAL INDOOR NEMA 1 #63016-1

STD. FOR MODELS

TZ220L	W302L
TZ300L	TW220L
W300	TW300L
W302	T920L
W300L	T930L



METAL INDOOR/OUTDOOR – NEMA 3 Model 9013I - Suffix O

DIMENSIONS: 10-1/2" x 7-7/8" x 4-3/4"

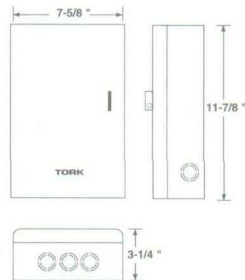
AVAILABLE FOR MODELS

W400AL
W402AL

METAL INDOOR NEMA 1 #70100

STD. FOR MODELS

W100	W222
W200	W220L
W202	W222L
W120	1847AW
W220	1847AWL



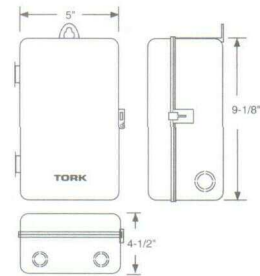
NORYL® INDOOR/OUTDOOR NEMA 3R Model 9000N – Suffix N

STD. FOR MODELS

7200Z, (L)	DG Series	DWZ Series
7202Z, (L)	DZS Series	SMC-3D
7120Z, (L)	DTS Series	
7122ZL	DW Series	

AVAILABLE FOR MODELS

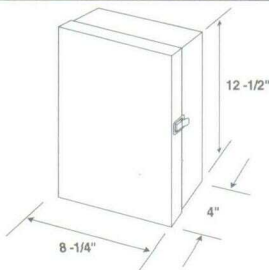
1101	7202, (L,Z,ZL)	1847AZL	8602
1102	7120, (L,Z,ZL)	8001	E100 Series
1103	7122	8004	
1104	7122ZL	8001U	
1101FM	7220, (L)	8011	
1104FM	7222, (L)	8061	
7100	1847A	8121	
7102	1847AZ	8301	
7200, (L,Z,ZL)	1847AL	8601	



METAL INDOOR NEMA 1

STD. FOR MODELS

W400A	W400AL
W402A	W402AL



24 HOUR TIME SWITCHES

Duty Cycle Dial

APPLICATIONS

- For one to many daily ON-OFF operations
- Duty Cycling
 - Pumping
 - Process Control
 - Ventilating Fans
 - Irrigation
 - Laboratory Experiments

SPECIFICATIONS

Contact Ratings: 20 Amps at 120 or 240V, 5 Amps at 480V, 3/4 HP at 120V AC

Timing Motor: Heavy duty synchronous, self-starting, high torque. Power Consumption: 3 watts. Optional reserve power spring mechanism keeps dial on time up to 16 hours during power outage. Power Consumption: 5 watts. Add suffix L to model number.

Dial: Captivated tabs for setting are easily tilted in or out by hand. Switch stays ON or OFF as set when adjacent tabs are set alike. Markings in English, French & Spanish.

1 to 48 ON-OFF operations per day.

96 tabs permit 15 minute switching changes.

Duty Cycles adjustable from 1/2, 1, 2, 3, 4, 6, 12 and 24 hours.

Operating Temperature Range: -40° to +165°F. (-40° to +74°C.)

Enclosures: See end of controls section for dimensions. General purpose (NEMA 1). Drawn steel, beige enamel, with combination 1/2" and 3/4" K.O.'s on sides, bottom and back. Lockable hasp. Cover is removable and movement releases from case at finger touch for easy installation.

Other Mountings:

Model IAP-Intermatic® Adapter Plate – allows any TORK 8000 model to fit into an Intermatic case without necessity of changing the enclosure.

Flush, with lock and key (suffix FL1) – Model 9001*

Duplex – 2 standard units in one indoor/outdoor metal case, (except 3 pole) surface (suffix DUOL) – Model 9004L*

Noryl® Indoor/Outdoor – NEMA 3R (suffix N) – Model 9000N.* (Not available for 8007, 8007L, 8008, 8008L, 8007V, 8007VL)

Metal Indoor/Outdoor – NEMA 3 (suffix O) – Model 9000A* (hinged side)

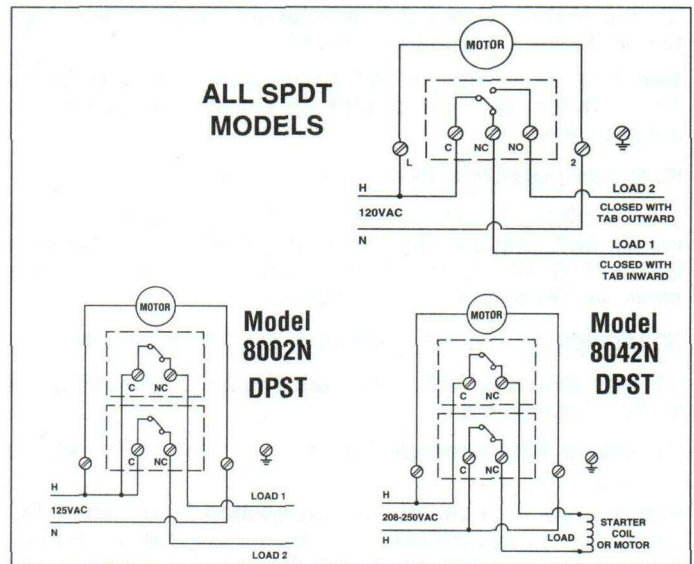
Bracket mounting – specify mechanism only, with bracket.

*Use model number when ordering special enclosures separately.

8000 SERIES



MECHANICAL



SPECIFICATION WRITER'S GUIDE

The time switches shall be of duty cycle type, capable of programming at 15-minute intervals of the day. Schedule tabs shall be captive on the dial, and shall be easily set by hand without tools to obtain or to change the desired schedule. The switching condition shall be maintained when adjacent tabs are set alike. The unit shall be powered by a self-starting enclosed 120 (or 208-277) volt synchronous motor capable of continuous accurate operation. The switch mechanism shall be a self-contained unit rated at not less than 20 amps, 120 volts, single pole, double throw, and shall be readily replaceable in the field.

FOR 8001 ADD: The time switch shall be similar and equal to Tork Model 8001. FOR 8007 AND 8007V ADD: An omitting device shall be furnished as an integral part of the time switch, to enable the switching operation to be skipped for any preselected day or days of the week. The time switch shall be similar and equal to Tork Model 8007 or (8007V.) FOR 8007L ADD: (Same description as for 8007). The unit shall incorporate an integral electrically wound spring reserve power unit, which shall power the clock mechanism for up to 16 hours on a power failure. The time switch shall be similar and equal to Tork Model 8007L. FOR 8001U: The unit shall be furnished with built-in 480-120V transformer to operate timing motor in parallel with 480 volt load. The time switch shall be Tork Model 8001U.

ORDERING INFORMATION

†Model #	†Model # with Reserve Power	Switch	Type	Amps	H.P. Rating	MOTOR	
						AC Voltage	Hz
8001	–	SPDT	24 Hour	20	3/4	120	60
8002N**	–	DPST	24 Hour	20	3/4 @ 125V 1-1/2 @ 250V	125	60
8004	–	SPDT	24 Hour	20	3/4	208-277	60††
8001U	–	SPDT	24 Hour	5	3/4	480/120 Trans.	60
8007	8007L	SPDT	7 Day Omit	20	3/4	120	60
8008	8008L	SPDT	7 Day Omit	20	3/4	208-277	60††
8007V	8007VL	SPDT	14 Day Omit	20	3/4	120	60
8042N**	–	DPST	24 Hour	20	3/4 @ 125V 1-1/2 @ 250V	208-250	60

†24 volt in all models available on specification.

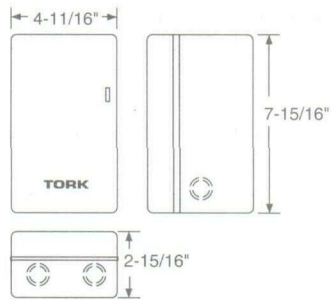
††Available in 240VAC, 50Hz

**Noryl enclosure is standard. Noryl enclosure with clear Lexan® cover is optional - add suffix "C" to catalog number (i.e. 8002 NC)

METAL INDOOR NEMA 1 #68229

STD. FOR MODELS

1101	7122
1102	8001
1103	8004
1104	8011
1101FM	8061
1104FM	8121
7100	8301
7102	8601
7200	8602
7202	E100 Series,
7120	EH10/20



METAL INDOOR/OUTDOOR NEMA 3 Model 9000A – Suffix O (replaces Model 9000)

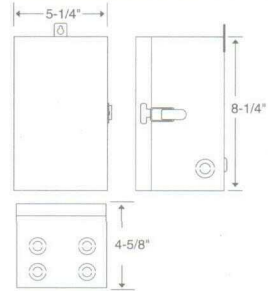
STD. FOR MODELS

7300, (L)	7302Z
7302, (L)	7300ZL
7300Z	7302ZL

AVAILABLE FOR MODELS

1101	7200, (L,Z,ZL)	1847AL	8007V
1102	7202, (L,Z,ZL)	1847AZL	8011
1103	7120, (L,Z,ZL)	8001	8061
1104	7122, (L,ZL)	8004	8121
1101FM	7220, (L)	E100 Series	8301
1104FM	7222, (L)	8001U	8601
7100	1847A	8007	8602
7102	1847AZ	8007L	

DW, DWZ, DZS, DTS Series



METAL INDOOR NEMA 1 #63100

STD. FOR MODELS

7220, (L)	1847AL	LC200
7222, (L)	1847AZL	LDS-A
7200L	8001L	LDSH-A
7202L	8007	
7120L	8007L	
1847A	8007V	
1848A	8150	
1849A	8150U	
1847AZ		

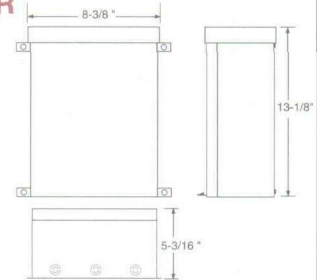


AVAILABLE FOR SERIES
DZS, DTS,
DW, DWZ,
DG

METAL INDOOR/OUTDOOR NEMA 3 Model 9006 – Suffix O

AVAILABLE FOR MODELS

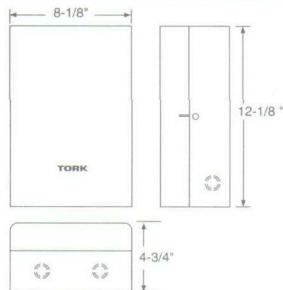
W100	W222	T920L
W200	W220L	T930L
W202	W222L	1847AW
W300	W300L	1847AWL
W302	W302L	
W120	TW220L	
W220	TW300L	



METAL INDOOR NEMA 1 #63016-1

STD. FOR MODELS

TZ220L	W302L
TZ300L	TW220L
W300	TW300L
W302	T920L
W300L	T930L



METAL INDOOR/OUTDOOR – NEMA 3 Model 9013I - Suffix O

DIMENSIONS: 10-1/2" x 7-7/8" x 4-3/4"

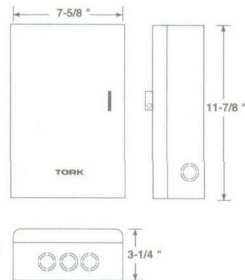
AVAILABLE FOR MODELS

W400AL
W402AL

METAL INDOOR NEMA 1 #70100

STD. FOR MODELS

W100	W222
W200	W220L
W202	W222L
W120	1847AW
W220	1847AWL



NORYL® INDOOR/OUTDOOR NEMA 3R Model 9000N – Suffix N

STD. FOR MODELS

7200Z, (L)	DG Series	DWZ Series
7202Z, (L)	DZS Series	SMC-3D
7120Z, (L)	DTS Series	
7122ZL	DW Series	

AVAILABLE FOR MODELS

1101	7202, (L,Z,ZL)	1847AZL	8602
1102	7120, (L,Z,ZL)	8001	E100 Series
1103	7122	8004	
1104	7122ZL	8001U	
1101FM	7220, (L)	8011	
1104FM	7222, (L)	8061	
7100	1847A	8121	
7102	1847AZ	8301	
7200, (L,Z,ZL)	1847AL	8601	



METAL INDOOR NEMA 1

STD. FOR MODELS

W400A	W400AL
W402A	W402AL

