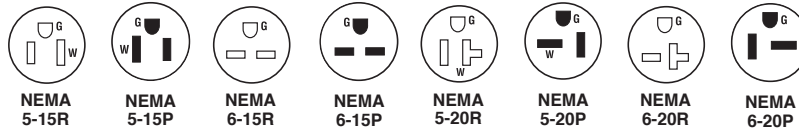


Hospital Grade Devices Extra-Hard Use Straight Blade Plugs & Connectors 15 & 20A, 125 & 250V

Ordering Information

Catalog Number	Rating A. V.	Description/Color	Cord Diameter	NEMA Config. No.
Hospital Grade Plugs & Connectors				
*5266-XHG	15 125	Plug, Black & Clear	.230"-.690"	5-15P
5269-XHG	15 125	Connector, Black & Clear	.230"-.690"	5-15R
*5366-XHG	20 125	Plug, Black & Clear	.230"-.690"	5-20P
5369-XHG	20 125	Connector, Black & Clear	.230"-.690"	5-20R
*5666-XHG	15 250	Plug, Black & Clear	.230"-.690"	6-15P
5669-XHG	15 250	Connector, Black & Clear	.230"-.690"	6-15R
*5466-XHG	20 250	Plug, Black & Clear	.230"-.690"	6-20P
5469-XHG	20 250	Connector, Black & Clear	.230"-.690"	6-20R

*Also available in Angled; add "AN" to Catalog Number. Example 5266-XHGAN.




For more information on these and other P&S products refer to our Product Guide or visit our web site.

Hospital Grade Devices Extra-Hard Use Straight Blade Plugs & Connectors 15 & 20A, 125 & 250V



Technical Specifications

3rd Party Compliance	
UL Listed, File Number E146159, Standard UL498, Attachment Plugs and Receptacles. Federal Specification WC596, Hospital Grade.	
CSA Certified, File Number LR1765, Standard CSA-C22.2 No. 42, General Use Receptacles and Attachment Plugs.	
Conforms to NEMA WD-1.	



Dimensions for
15 & 20 Amp Plug

Performance	
Electrical	
Dielectric Withstand Voltage	1500V minimum
Maximum Working Voltage	250V
Current Interrupting	Certified for current interrupting at full-rated current
Temperature Rise	30°C maximum after 50 cycles at 150% rated current
Mechanical	
Cord Accommodations	Round portable service cords of diameters in accordance with the device rating as defined in UL62
Cord Grip Accommodations	.230" – .690" diameter
Terminal Identification	Green = Ground, White = Neutral, Brass = Hot
Terminal Accommodation	#18 AWG min. – #10 AWG max.
Product Identification	Amperage, Voltage, 3rd Party Compliance, NEMA Configuration
Environmental	
Flammability	UL94 V2
Operating Temperature	Maximum continuous +75°C, minimum -40°C without impact



Dimensions for
15 & 20 Amp Connector

Materials			
Back Body	Nylon	Connector Contacts	Brass
Front Body	Nylon	Terminal Clamp	Zinc-Plated Steel
Terminal Chamber	Polycarbonate	Terminal Screws	Nickel- or Brass-Plated Steel
Cord Clamp	Nylon	Ground Screws	Nickel-Plated Steel
Insert	Nylon	Cord Clamp Screws	Nickel-Plated Steel
Plug Blades	Brass	Assembly Screws	Nickel-Plated Steel

NEMA Config.	AC HP Rating	NEMA Config.	AC HP Rating
Straight Blade Horsepower Rating for NEMA Configuration Attachment Plugs & Receptacles			
5-15	1/2	5-20	1
6-15	1-1/2*	6-20	2*

*Suitable for 208V motor applications at the HP rating specified.

Warranty

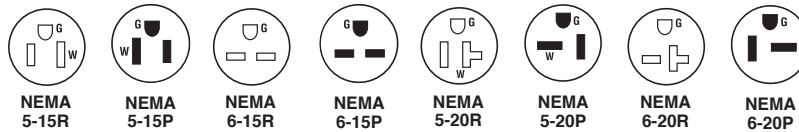
1 Year

Hospital Grade Devices Extra-Hard Use Straight Blade Plugs & Connectors 15 & 20A, 125 & 250V

Ordering Information

Catalog Number	Rating A. V.	Description/Color	Cord Diameter	NEMA Config. No.
Hospital Grade Plugs & Connectors				
*5266-XHG	15 125	Plug, Black & Clear	.230"-.690"	5-15P
5269-XHG	15 125	Connector, Black & Clear	.230"-.690"	5-15R
*5366-XHG	20 125	Plug, Black & Clear	.230"-.690"	5-20P
5369-XHG	20 125	Connector, Black & Clear	.230"-.690"	5-20R
*5666-XHG	15 250	Plug, Black & Clear	.230"-.690"	6-15P
5669-XHG	15 250	Connector, Black & Clear	.230"-.690"	6-15R
*5466-XHG	20 250	Plug, Black & Clear	.230"-.690"	6-20P
5469-XHG	20 250	Connector, Black & Clear	.230"-.690"	6-20R

*Also available in Angled; add "AN" to Catalog Number. Example 5266-XHGAN.




For more information on these and other P&S products refer to our Product Guide or visit our web site.

Hospital Grade Devices Extra-Hard Use Straight Blade Plugs & Connectors 15 & 20A, 125 & 250V



Technical Specifications

3rd Party Compliance	
UL Listed, File Number E146159, Standard UL498, Attachment Plugs and Receptacles. Federal Specification WC596, Hospital Grade.	
CSA Certified, File Number LR1765, Standard CSA-C22.2 No. 42, General Use Receptacles and Attachment Plugs.	
Conforms to NEMA WD-1.	



Dimensions for
15 & 20 Amp Plug

Performance	
Electrical	
Dielectric Withstand Voltage	1500V minimum
Maximum Working Voltage	250V
Current Interrupting	Certified for current interrupting at full-rated current
Temperature Rise	30°C maximum after 50 cycles at 150% rated current
Mechanical	
Cord Accommodations	Round portable service cords of diameters in accordance with the device rating as defined in UL62
Cord Grip Accommodations	.230" – .690" diameter
Terminal Identification	Green = Ground, White = Neutral, Brass = Hot
Terminal Accommodation	#18 AWG min. – #10 AWG max.
Product Identification	Amperage, Voltage, 3rd Party Compliance, NEMA Configuration
Environmental	
Flammability	UL94 V2
Operating Temperature	Maximum continuous +75°C, minimum -40°C without impact



Dimensions for
15 & 20 Amp Connector

Materials			
Back Body	Nylon	Connector Contacts	Brass
Front Body	Nylon	Terminal Clamp	Zinc-Plated Steel
Terminal Chamber	Polycarbonate	Terminal Screws	Nickel- or Brass-Plated Steel
Cord Clamp	Nylon	Ground Screws	Nickel-Plated Steel
Insert	Nylon	Cord Clamp Screws	Nickel-Plated Steel
Plug Blades	Brass	Assembly Screws	Nickel-Plated Steel

NEMA Config.	AC HP Rating	NEMA Config.	AC HP Rating
Straight Blade Horsepower Rating for NEMA Configuration Attachment Plugs & Receptacles			
5-15	1/2	5-20	1
6-15	1-1/2*	6-20	2*

*Suitable for 208V motor applications at the HP rating specified.

Warranty

1 Year