

# Metalux AP Series

## DESCRIPTION

The SLSTP is a low profile, high quality luminaire offering the latest solid state lighting and electronic driver technology that optimizes performance and energy efficiency. With the SLSTP's low profile design, this series is an ideal solution for restricted spaces and meets traditional requirements for single or continuous row applications.

The SLSTP is an excellent solution for commercial, industrial, retail or residential applications. Ideal for new construction or simple fluorescent retrofit replacement.

<b>Catalog #</b>		<b>Type</b>
<b>Project</b>		
<b>Comments</b>		<b>Date</b>
<b>Prepared by</b>		

## SPECIFICATION FEATURES

### Construction

Fixture channel, cover and end plates are formed from cold rolled steel and offers all of the features that customers need for installation. The SLSTP is post painted for ease of handling. Decorative end caps snap-on for an improved aesthetic finish. The SLSTP is suitable for either single or continuous row applications.

### Controls

UNV options are 0-10V continuous dimming and work with any standard 0-10V control/dimmer. Dimming range is 10% to 100% and varies by control device. Combine with energy saving products like occupancy sensors, daylighting controls, and lighting relay panels to maximize energy savings. 120V options work with standard 120V phase cut dimmers. See dimming compatibility chart.

### Electrical

Long-Life LED system with an energy-efficient electronic driver comes in UNV (120-277V) or 120V versions. Both drivers offer smooth dimming with a number of residential and commercial dimmers. See dimmer compatibility. LED's CCT are 4000K with a CRI ≥ 80. Projected life is 50,000 hours at 70% lumen output.

### Finish

Post painted with high reflective paint – standard.

### Shielding

SLSTP offers a frost lens with decorative end caps for single and end of the row applications.

### Installation

Fixture may be surface, pendant, stem or wall mounted. See accessories below for ordering information.

### Compliance

cULus listed for damp location. Indoor luminaires are CSA listed for 40°C ambient environments. LED's comply with IESNA LM-79 and LM-80 standards. DesignLights Consortium® Qualified and classified for DLC Standard, refer to [www.designlights.org](http://www.designlights.org) for details. RoHS compliant.

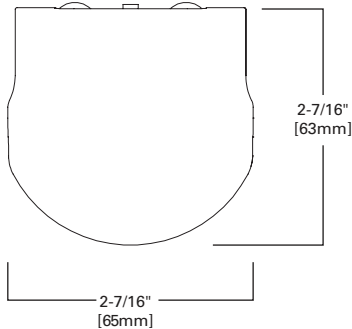
### Warranty

Five-year warranty.

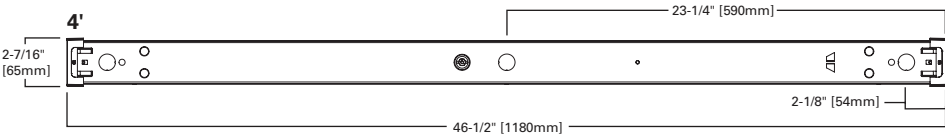
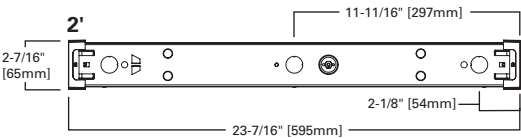


## SLSTP LENSED LED

Lensed LED Striplight



## MOUNTING DATA



## LOAD DATA

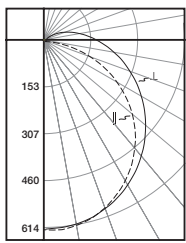
	2'	4'
PF	0.99	0.99
THD%	13.6	12.9
Weight	2.8	4.6
Low Temp Start	-20C	-20C

## LINEAR DISCONNECT

Safe and convenient means of disconnecting power



PHOTOMETRICS

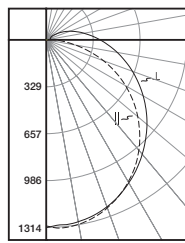


**4SLSTP2040DD-UNV**

Electronic Driver  
Linear LED 4000K  
Spacing criterion:  
(II) 1.26 x mounting  
height, (L) 1.31 x  
mounting height  
Lumens: 2310  
Input Watts: 23.3W  
Efficacy: 99.2 lm/W  
Test Report:  
4SLSTP2040DD-  
UNV.IES

**Candlepower**

Angle	Along II	45°	Across ⊥
0	613	613	613
5	617	607	610
10	608	600	604
15	595	589	594
20	575	571	578
25	550	551	560
30	522	526	538
35	490	498	514
40	452	467	486
45	413	433	457
50	369	396	426
55	321	359	394
60	271	320	361
65	220	281	329
70	166	242	295
75	112	206	264
80	62	172	232
85	20	140	203
90	0	113	175



**4SLSTP4040DD-UNV**

Electronic Driver  
Linear LED 4000K  
Spacing criterion:  
(II) 1.27 x mounting  
height, (L) 1.29 x  
mounting height  
Lumens: 4760  
Input Watts: 43.5W  
Efficacy: 109.4 lm/W  
Test Report:  
4SLSTP4040DD-  
UNV.IES

**Candlepower**

Angle	Along II	45°	Across ⊥
0	1307	1307	1307
5	1316	1304	1297
10	1300	1289	1282
15	1271	1264	1258
20	1229	1229	1224
25	1178	1183	1179
30	1117	1128	1128
35	1048	1062	1072
40	969	991	1011
45	880	913	947
50	789	833	882
55	689	748	812
60	586	666	741
65	475	581	670
70	358	497	600
75	240	417	530
80	128	344	464
85	41	280	401
90	1	222	343

**Coefficients of Utilization**

rc rw RCR	Effective floor cavity reflectance																				
	80%				70%				50%				30%								
	70	50	30	10	70	50	30	10	50	30	10	50	30	10	50	30	10	50	30	10	0%
0	117	117	117	113	113	113	113	105	105	105	99	99	99	93	93	93	90	90	90	90	0
1	104	98	93	89	100	95	91	86	89	85	82	83	80	77	78	76	73	70	70	70	0
2	94	85	77	71	90	82	75	69	77	71	66	72	67	63	67	63	60	57	57	57	0
3	85	74	65	58	82	71	63	57	67	60	54	63	57	52	59	54	50	47	47	47	0
4	78	65	56	48	74	63	54	47	59	52	46	55	49	44	52	47	42	40	40	40	0
5	71	58	48	41	68	56	47	41	53	45	39	50	43	38	47	41	36	34	34	34	0
6	66	52	42	36	63	50	42	35	47	40	34	45	38	33	42	36	32	30	30	30	0
7	61	47	38	31	58	45	37	31	43	35	30	41	34	29	38	33	28	26	26	26	0
8	56	43	34	28	54	41	33	27	39	32	27	37	31	26	35	29	25	23	23	23	0
9	53	39	31	25	51	38	30	25	36	29	24	34	28	23	33	27	23	21	21	21	0
10	49	36	28	22	48	35	27	22	33	26	22	32	25	21	30	25	20	19	19	19	0

**Coefficients of Utilization**

rc rw RCR	Effective floor cavity reflectance																				
	80%				70%				50%				30%								
	70	50	30	10	70	50	30	10	50	30	10	50	30	10	50	30	10	50	30	10	0%
0	117	117	117	113	113	113	113	106	106	106	100	100	100	94	94	94	91	91	91	91	0
1	105	99	94	89	101	96	91	87	90	86	83	84	81	78	79	77	74	72	72	72	0
2	94	85	78	71	91	82	75	70	77	72	67	73	68	64	68	64	61	58	58	58	0
3	86	74	65	58	82	72	64	57	67	61	55	63	58	53	60	55	51	48	48	48	0
4	78	65	56	49	75	63	55	48	60	52	46	56	50	45	53	48	43	41	41	41	0
5	72	58	49	42	69	56	48	41	53	46	40	50	44	39	47	42	37	35	35	35	0
6	66	52	43	36	63	51	42	36	48	40	35	45	39	34	43	37	33	30	30	30	0
7	61	47	38	32	59	46	37	31	43	36	30	41	35	30	39	33	29	27	27	27	0
8	57	43	34	28	55	42	34	28	40	32	27	38	31	26	36	30	26	24	24	24	0
9	53	39	31	25	51	38	30	25	37	29	24	35	28	24	33	27	23	21	21	21	0
10	50	36	28	23	48	35	28	23	34	27	22	32	26	22	31	25	21	19	19	19	0

**Zonal Lumen Summary**

Zone	Lumens	% Fixture
0-30	481	20.8
0-40	794	34.4
0-60	1450	62.8
0-90	2076	89.9
0-180	2310	100.0

**Luminaire Data**

Angle in Deg	Average 0-Deg cd/sm	Average 45-Deg cd/sm	Average 90-Deg cd/sm
45	8700	6940	6665
55	8336	6435	6259
65	7754	5916	5937
75	6446	5456	5715
85	3418	5210	5706

**Zonal Lumen Summary**

Zone	Lumens	% Fixture
0-30	1021	21.5
0-40	1682	35.3
0-60	3053	64.1
0-90	4328	90.9
0-180	4760	100.0

**Luminaire Data**

Angle in Deg	Average 0-Deg cd/sm	Average 45-Deg cd/sm	Average 90-Deg cd/sm
45	20094	12212	10812
55	19395	10476	9413
65	18147	8821	8140
75	14972	7149	6987
85	7595	5711	5976

**ACCESSORIES**

(Order Separately)

- AYC-CHAIN/SET=36" Hanging Chain Set w/v Hooks
- TOGGLE-10=10' Suspension Aircraft Cable Kit (specify if another length needed)
- SCF-12-B=12" Fixed Stem Set (specify if another length needed)
- 2SLSTPLNS=2 ft. Replacement Lens
- 4SLSTPLNS=4 ft. Replacement Lens

Catalog #	Unit UPC	Master Pack (2 Units)	CCT (K)	CRI (Min)	Delivered Lumens	Watts	Efficacy (LPW)	Controls	Input Current (A)	
									120V	277V
2SLSTP1040DD-120V	080083705771	080083713363	4000	80	1250	11	113	Phase Cut Dimming to 10%	0.09	
2SLSTP2040DD-120V	080083705788	080083713370	4000	80	2150	23	111	Phase Cut Dimming to 10%	0.19	
4SLSTP2040DD-120V	080083705795	080083713387	4000	80	2579	23	114	Phase Cut Dimming to 10%	0.19	
4SLSTP4040DD-120V	080083705801	080083713394	4000	80	4474	40	112	Phase Cut Dimming to 10%	0.33	
4SLSTP2040DD-UNV	080083705818	080083713400	4000	80	2410	21	113	0-10V Dimming to 10%	0.18	0.08
4SLSTP4040DD-UNV	080083705825	080083713417	4000	80	4760	44	109	0-10V Dimming to 10%	0.36	0.15

**SHIPPING DATA**

Catalog Base	Wt.	Units per Pallet
2SLSTP	2.8 lbs.	144
4SLSTP	4.6 lbs.	72