

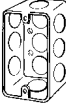

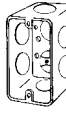
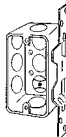
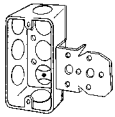
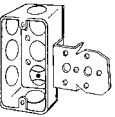


Outlet and Switch Boxes

Handy Boxes

3-3/4" x 1-1/2" and 4" x 2-1/8" with Knockouts

NEC:
Listed for Ordinary Locations

	Depth (Inches)	Wiring Cubic Inch Capacity	Knockout Description			Weight per 100 kg (lb)	Catalog Number (Universal No.)
			Sides	Ends	Bottom		
3-3/4" x 1-1/2" with Knockouts							
	1-1/2	7.0	(6) 1/2"	(2) 1/2"	(3) 1/2"	15.42 (34.0)	4SS
1-1/2" Deep, Drawn							
4" x 2-1/8" with Knockouts							
	1-1/4	9.5	(6) 1/2"	(2) 1/2"	(3) 1/2"	17.69 (39.0)	4CSL-1/2 (58361-1/2)
1-1/4" Deep, Drawn							
	1-1/2	10.3	(6) 1/2"	(2) 1/2"	(3) 1/2"	20.87 (46.0)	4SSLS-1/2 (58351-1/2)
1-1/2" Deep, Drawn							
	1-7/8	13.0	(6) 1/2"	(2) 1/2"	(2) 1/2"	23.59 (52.0)	4CS-1/2 ① (58361-1/2)
1-7/8" Deep, Drawn							
	1-7/8	13.0	(4) 3/4"	(2) 3/4"	(1) 3/4"	22.23 (49.0)	4CS-3/4 (58361-3/4)
1-7/8" Deep, Drawn							
	1-7/8	13.0	(3) 1/2"	(2) 1/2"	(2) 1/2"	29.48 (65.0)	4CSVB-1/2 (58361-V-1/2)
1-7/8" Deep, Drawn; Plain vertical bracket; Set back 5/8"							
	1-7/8	10.3	(3) 1/2"	(2) 1/2"	(2) 1/2"	29.48 (65.0)	4CS12NL-1/2
1-7/8" Deep, Drawn; NL bracket; Set back 1/2"							
	1-7/8	10.3	(3) 1/2"	(2) 1/2"	(2) 1/2"	29.48 (65.0)	4CS12NL-5/8
1-7/8" Deep, Drawn; NL bracket; Set back 5/8"							

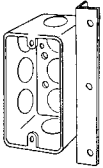
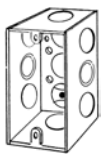
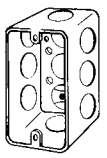
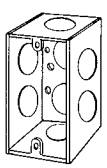
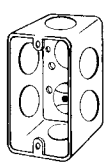
① Add suffix **-C** for CSA Certification.

Outlet and Switch Boxes

Handy Boxes

4" x 2-1/8" with Knockouts

NEC:
Listed for Ordinary Locations

	Depth (Inches)	Wiring Cubic Inch Capacity	Knockout Description			Weight per 100 kg (lb)	Catalog Number (Universal No.)
			Sides	Ends	Bottom		
 <p>1-7/8" Deep, Drawn; Plain vertical angle; Bracket set back 5/8"</p>	1-7/8	13.0	(3) 1/2"	(2) 1/2"	(3) 1/2"	29.94 (66.0)	4CSX-1/2PL (58361-A-1/2)
 <p>2-1/8" Deep, Welded</p>	2-1/8	14.5	(4) 1/2" (2) Eccentric KO	(2) 1/2"	(2) 1/2"	24.49 (54.0)	4SSL-EK (58371-1/2)
 <p>2-1/8" Deep, Drawn</p>	2-1/8	14.5	(6) 1/2"	(2) 1/2"	(2) 1/2"	24.49 (54.0)	4SSL1/2-DR (58371-1/2)
 <p>2-1/8" Deep, Welded</p>	2-1/8	14.5	(4) 3/4"	(2) 3/4"	(2) 3/4"	24.49 (54.0)	4SSL-3/4 (58371-3/4)
 <p>2-1/8" Deep, Drawn</p>	2-1/8	14.5	(4) 3/4"	(2) 3/4"	(1) 3/4"	24.49 (54.0)	4SSL3/4-DR (58371-3/4)

Appleton OZGEDNEY

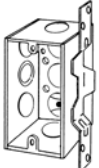
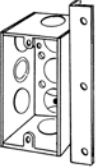
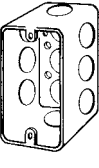
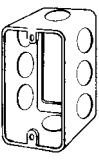
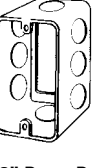
COMMERCIAL AND INDUSTRIAL FITTINGS: OUTLET BOXES, SWITCH BOXES AND COVERS

Outlet and Switch Boxes

Handy Boxes and Extension Ring

4" x 2-1/8" with Knockouts

NEC:
Listed for Ordinary Locations

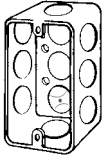
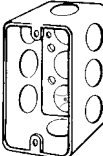
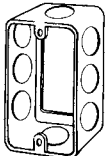
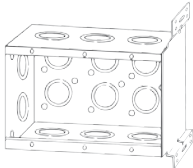
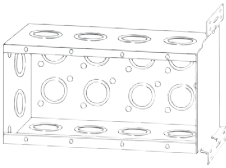
	Depth (Inches)	Wiring Cubic Inch Capacity	Knockout Description			Weight per 100 kg (lb)	Catalog Number (Universal No.)
			Sides	Ends	Bottom		
4" x 2-1/8" - with Knockouts							
	2-1/8	14.5	(2) 1/2" (1) Eccentric	(2) 1/2"	(2) 1/2"	33.57 (74.0)	4SSLVB-EK (58371-F1/2)
2-1/8" Deep, Welded Plain vertical bracket set back 3/4"							
	2-1/8	14.5	(2) 1/2" (1) Eccentric	(2) 1/2"	(2) 1/2"	32.21 (71.0)	4SSLX-EKPL
2-1/8" Deep, Welded Plain vertical angle bracket set back 5/8"							
	2-1/2	18.3	(6) 1/2"	(2) 1/2"	(3) 1/2"	28.58 (63.0)	4SSLD-1/2 (58351-1/2)
2-1/2" Deep, Drawn							
Extension Ring for 4" x 2-1/8" Handy Box with Knockouts							
	1-1/2	10.3	(6) 1/2"	(2) 1/2"	— With Slide on	16.33 (36.0)	4SSLE-1/2 (59351)
1-1/2" Deep, Drawn							
	1-7/8	13.0	(6) 1/2"	(2) 1/2"	— With Slide on	21.77 (48.0)	4CSE1/2 (59361-1/2)
1-7/8" Deep, Drawn							

Outlet and Switch Boxes

Handy Boxes and Extension Rings

With Knockouts

NEC:
Listed for Ordinary Locations

	Depth (Inches)	Wiring Cubic Inch Capacity	Knockout Description			Weight per 100 kg (lb)	Catalog Number
			Sides	Ends	Bottom		
4-1/8" x 2-3/8" with Knockouts							
	1-3/4	15	(6) 1/2"	(2) 1/2"	(2) 1/2"	24.49 (54.0)	180-1/2 (68361-1/2)
1-3/4" Deep, Drawn							
	2-1/4	18.3	(6) 1/2"	(2) 1/2"	(2) 1/2"	27.22 (60.0)	181-1/2 (68371-1/2)
2-1/4" Deep, Drawn							
Extension Ring for 4-1/8" x 2-3/8" Handy Box with Knockouts							
	1-1/2	13.5	(6) 1/2"	(2) 1/2"	— With Slide on	17.69 (39.0)	184E (69351)
1-1/2" Deep, Drawn							
4" Solid Gang with Knockouts							
	2-1/2	46.5	(2) Concentric KO	(6) Concentric KO	(6) Concentric KO	67.59 (149.0)	133APFB-1/2
2-1/2" Deep, Welded; Three Gang 5-7/16" Wide; Plain offset side combination bracket set back 1/2"							
	2-1/2	67	(2) Concentric KO	(8) Concentric KO	(8) Concentric KO	78.02 (172.0)	134APFB-1/2
2-1/2" Deep, Welded; Four Gang 7-3/8" Wide; Plain offset side combination bracket set back 1/2"							

Appleton OZGEDNEY








COMMERCIAL AND INDUSTRIAL FITTINGS: OUTLET BOXES, SWITCH BOXES AND COVERS

Outlet and Switch Boxes

Handy Box Covers

For 3-3/4" x 1-1/2" and 4" x 2-1/8" Boxes

NEC:
Listed for Ordinary Locations






	Description	Weight per 100 kg (lb)	Catalog Number (Universal No.)
For 3-3/4" x 1-1/2" 4SS Box			
	Blank	5.44 (12.0)	2520 (48C1)
For 4" x 2-1/8" Boxes			
	Blank	4.99 (11.0)	2540 (58C1)
	One 1/2" Knockout	8.16 (18.0)	2555 (58C6)
	Single Receptacle 1-19/32" D	4.54 (10.0)	2538 (58C4)
	Single Receptacle 1-13/32" D	4.54 (10.0)	2539 (58C5)
	Duplex Receptacle	3.63 (8.0)	2510 (58C7)
	One Toggle Switch	4.54 (10.0)	2594 (58C30)

Outlet and Switch Boxes

Handy Box Covers

4-1/8" x 2-3/8" Boxes

NEC:
Listed for Ordinary Locations

	Description	Weight per 100 kg (lb)	Catalog Number (Universal No.)
	Blank	5.89 (13.0)	180A (68C-1)
	One Toggle Switch	5.44 (12.0)	180T (68C-30)
	GFI Receptacle	4.08 (9.0)	180G
	Duplex Receptacle	4.08 (9.0)	180W (68C-7)
	Single Receptacle 1-13/32" D	4.54 (10.0)	180X (68C-5)

Appleton OZGEDNEY



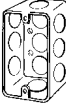

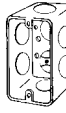
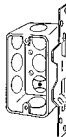
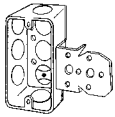
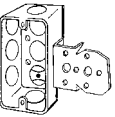
COMMERCIAL AND INDUSTRIAL FITTINGS: OUTLET BOXES, SWITCH BOXES AND COVERS

Outlet and Switch Boxes

Handy Boxes

3-3/4" x 1-1/2" and 4" x 2-1/8" with Knockouts

NEC:
Listed for Ordinary Locations

	Depth (Inches)	Wiring Cubic Inch Capacity	Knockout Description			Weight per 100 kg (lb)	Catalog Number (Universal No.)
			Sides	Ends	Bottom		
3-3/4" x 1-1/2" with Knockouts							
	1-1/2	7.0	(6) 1/2"	(2) 1/2"	(3) 1/2"	15.42 (34.0)	4SS
1-1/2" Deep, Drawn							
4" x 2-1/8" with Knockouts							
	1-1/4	9.5	(6) 1/2"	(2) 1/2"	(3) 1/2"	17.69 (39.0)	4CSL-1/2 (58361-1/2)
1-1/4" Deep, Drawn							
	1-1/2	10.3	(6) 1/2"	(2) 1/2"	(3) 1/2"	20.87 (46.0)	4SSLS-1/2 (58351-1/2)
1-1/2" Deep, Drawn							
	1-7/8	13.0	(6) 1/2"	(2) 1/2"	(2) 1/2"	23.59 (52.0)	4CS-1/2 ① (58361-1/2)
1-7/8" Deep, Drawn							
	1-7/8	13.0	(4) 3/4"	(2) 3/4"	(1) 3/4"	22.23 (49.0)	4CS-3/4 (58361-3/4)
1-7/8" Deep, Drawn							
	1-7/8	13.0	(3) 1/2"	(2) 1/2"	(2) 1/2"	29.48 (65.0)	4CSVB-1/2 (58361-V-1/2)
1-7/8" Deep, Drawn; Plain vertical bracket; Set back 5/8"							
	1-7/8	10.3	(3) 1/2"	(2) 1/2"	(2) 1/2"	29.48 (65.0)	4CS12NL-1/2
1-7/8" Deep, Drawn; NL bracket; Set back 1/2"							
	1-7/8	10.3	(3) 1/2"	(2) 1/2"	(2) 1/2"	29.48 (65.0)	4CS12NL-5/8
1-7/8" Deep, Drawn; NL bracket; Set back 5/8"							

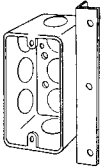
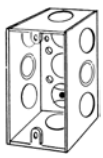
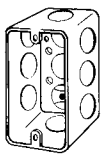
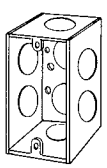
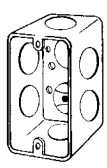
① Add suffix **-C** for CSA Certification.

Outlet and Switch Boxes

Handy Boxes

4" x 2-1/8" with Knockouts

NEC:
Listed for Ordinary Locations

	Depth (Inches)	Wiring Cubic Inch Capacity	Knockout Description			Weight per 100 kg (lb)	Catalog Number (Universal No.)
			Sides	Ends	Bottom		
 1-7/8" Deep, Drawn; Plain vertical angle; Bracket set back 5/8"	1-7/8	13.0	(3) 1/2"	(2) 1/2"	(3) 1/2"	29.94 (66.0)	4CSX-1/2PL (58361-A-1/2)
 2-1/8" Deep, Welded	2-1/8	14.5	(4) 1/2" (2) Eccentric KO	(2) 1/2"	(2) 1/2"	24.49 (54.0)	4SSL-EK (58371-1/2)
 2-1/8" Deep, Drawn	2-1/8	14.5	(6) 1/2"	(2) 1/2"	(2) 1/2"	24.49 (54.0)	4SSL1/2-DR (58371-1/2)
 2-1/8" Deep, Welded	2-1/8	14.5	(4) 3/4"	(2) 3/4"	(2) 3/4"	24.49 (54.0)	4SSL-3/4 (58371-3/4)
 2-1/8" Deep, Drawn	2-1/8	14.5	(4) 3/4"	(2) 3/4"	(1) 3/4"	24.49 (54.0)	4SSL3/4-DR (58371-3/4)

Appleton OZGEDNEY

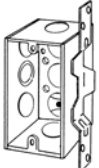
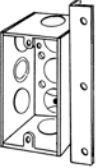
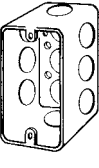
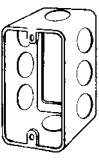
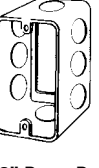
COMMERCIAL AND INDUSTRIAL FITTINGS: OUTLET BOXES, SWITCH BOXES AND COVERS

Outlet and Switch Boxes

Handy Boxes and Extension Ring

4" x 2-1/8" with Knockouts

NEC:
Listed for Ordinary Locations

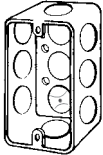
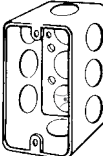
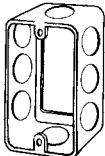
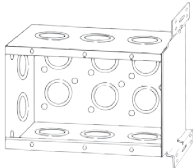
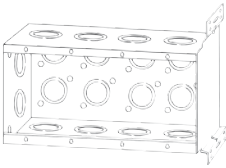
	Depth (Inches)	Wiring Cubic Inch Capacity	Knockout Description			Weight per 100 kg (lb)	Catalog Number (Universal No.)
			Sides	Ends	Bottom		
4" x 2-1/8" - with Knockouts							
	2-1/8	14.5	(2) 1/2" (1) Eccentric	(2) 1/2"	(2) 1/2"	33.57 (74.0)	4SSLVB-EK (58371-F1/2)
2-1/8" Deep, Welded Plain vertical bracket set back 3/4"							
	2-1/8	14.5	(2) 1/2" (1) Eccentric	(2) 1/2"	(2) 1/2"	32.21 (71.0)	4SSLX-EKPL
2-1/8" Deep, Welded Plain vertical angle bracket set back 5/8"							
	2-1/2	18.3	(6) 1/2"	(2) 1/2"	(3) 1/2"	28.58 (63.0)	4SSLD-1/2 (58351-1/2)
2-1/2" Deep, Drawn							
Extension Ring for 4" x 2-1/8" Handy Box with Knockouts							
	1-1/2	10.3	(6) 1/2"	(2) 1/2"	— With Slide on	16.33 (36.0)	4SSLE-1/2 (59351)
1-1/2" Deep, Drawn							
	1-7/8	13.0	(6) 1/2"	(2) 1/2"	— With Slide on	21.77 (48.0)	4CSE1/2 (59361-1/2)
1-7/8" Deep, Drawn							

Outlet and Switch Boxes

Handy Boxes and Extension Rings

With Knockouts

NEC:
Listed for Ordinary Locations

	Depth (Inches)	Wiring Cubic Inch Capacity	Knockout Description			Weight per 100 kg (lb)	Catalog Number
			Sides	Ends	Bottom		
4-1/8" x 2-3/8" with Knockouts							
	1-3/4	15	(6) 1/2"	(2) 1/2"	(2) 1/2"	24.49 (54.0)	180-1/2 (68361-1/2)
1-3/4" Deep, Drawn							
	2-1/4	18.3	(6) 1/2"	(2) 1/2"	(2) 1/2"	27.22 (60.0)	181-1/2 (68371-1/2)
2-1/4" Deep, Drawn							
Extension Ring for 4-1/8" x 2-3/8" Handy Box with Knockouts							
	1-1/2	13.5	(6) 1/2"	(2) 1/2"	— With Slide on	17.69 (39.0)	184E (69351)
1-1/2" Deep, Drawn							
4" Solid Gang with Knockouts							
	2-1/2	46.5	(2) Concentric KO	(6) Concentric KO	(6) Concentric KO	67.59 (149.0)	133APFB-1/2
2-1/2" Deep, Welded; Three Gang 5-7/16" Wide; Plain offset side combination bracket set back 1/2"							
	2-1/2	67	(2) Concentric KO	(8) Concentric KO	(8) Concentric KO	78.02 (172.0)	134APFB-1/2
2-1/2" Deep, Welded; Four Gang 7-3/8" Wide; Plain offset side combination bracket set back 1/2"							

Appleton OZGEDNEY








COMMERCIAL AND INDUSTRIAL FITTINGS: OUTLET BOXES, SWITCH BOXES AND COVERS

Outlet and Switch Boxes

Handy Box Covers

For 3-3/4" x 1-1/2" and 4" x 2-1/8" Boxes

NEC:
Listed for Ordinary Locations






	Description	Weight per 100 kg (lb)	Catalog Number (Universal No.)
For 3-3/4" x 1-1/2" 4SS Box			
	Blank	5.44 (12.0)	2520 (48C1)
For 4" x 2-1/8" Boxes			
	Blank	4.99 (11.0)	2540 (58C1)
	One 1/2" Knockout	8.16 (18.0)	2555 (58C6)
	Single Receptacle 1-19/32" D	4.54 (10.0)	2538 (58C4)
	Single Receptacle 1-13/32" D	4.54 (10.0)	2539 (58C5)
	Duplex Receptacle	3.63 (8.0)	2510 (58C7)
	One Toggle Switch	4.54 (10.0)	2594 (58C30)

Outlet and Switch Boxes

Handy Box Covers

4-1/8" x 2-3/8" Boxes

NEC:
Listed for Ordinary Locations

	Description	Weight per 100 kg (lb)	Catalog Number (Universal No.)
	Blank	5.89 (13.0)	180A (68C-1)
	One Toggle Switch	5.44 (12.0)	180T (68C-30)
	GFI Receptacle	4.08 (9.0)	180G
	Duplex Receptacle	4.08 (9.0)	180W (68C-7)
	Single Receptacle 1-13/32" D	4.54 (10.0)	180X (68C-5)

Appleton OZGEDNEY

COMMERCIAL AND INDUSTRIAL FITTINGS: OUTLET BOXES, SWITCH BOXES AND COVERS