



WIRE TERMINATION

Grounding Accessories



- Solid and stranded pigtail lead wires are convenient for device grounding applications
- Grounding screws offer a unique thread-forming, hole-finding feature plus combination hex, Phillips, slotted and Robertson head
- Safe, fast and efficient for cost-effective grounding jobs
- Ensures compliance with Article 250 of the National Electrical Code

Non-Grounding Pigtails

- 8 in. 12 AWG Stranded Pigtails - White or Black, #10 Fork & Stripped end



Stranded Wire



Solid Wire



Pigtail Wire Connectors



Grounding Screws

Solid Wire Grounding Tails	Quantity/Pkg.	Cat. No.
14 AWG solid, 8 in. tail w/loop & ground screw and stripped end	Box of 50	30-3390
12 AWG solid, 6.5" tail w/loop & ground screw and stripped end	Box of 50	30-3404
12 AWG solid, 6.5" tail w/loop & ground screw and stripped end	Bulk Pack of 1,000	30-3402
12 AWG solid, 8 in. tail w/loop & ground screw and stripped end	Box of 50	30-3392
12 AWG solid, 8 in. tail w/loop & ground screw and stripped end	Plastic Box of 100	30-3399
12 AWG solid, 8 in. tail w/loop & ground screw and stripped end	Bulk Pack of 1,000	30-3496
12 AWG solid, 10 in. tail w/loop & ground screw and stripped end	Bag of 50	30-3410
12 AWG solid, 10 in. tail w/loop & ground screw and stripped end	Bulk Pack of 500	30-3394
12 AWG solid, 12 in. tail w/loop & ground screw and stripped end	Box of 50	30-3498
12 AWG solid, 12 in. tail w/loop & ground screw and stripped end	Bulk Pack of 1,000	30-3396
Stranded Wire Grounding Tails	Quantity/Pkg.	Cat. No.
14 AWG stranded, 8 in. tail w/#10 fork & #10 ring and ground screw	Bag of 25	30-3183
12 AWG stranded, 8 in. tail w/#10 fork & #10 ring and ground screw	Bag of 25	30-3184
12 AWG stranded, 8 in. tail w/#10 ring & ground screw and stripped end	Bulk Pack of 1,000	30-3201
12 AWG stranded, 8 in. tail w/#10 fork & #10 ring and ground screw	Bulk pack of 1,000 (bundle of 50)	30-3284
12 AWG stranded, 8 in. tail w/#10 fork & #10 ring and ground screw	Plastic box of 50	30-3385
12 AWG stranded, 8 in. tail w/#10 fork & #10 ring	Bulk pack of 1,000	30-3285
12 AWG stranded, 8 in. tail w/#10 fork and stripped end	Bag of 25	30-3480
12 AWG stranded, 8 in. tail w/#10 fork and stripped end	Bulk pack of 1,000	30-3580

Stranded Wire Grounding Tails (cont.)	Quantity/Pkg.	Cat. No.
12 AWG stranded, 10 in. tail w/#10 fork & #10 ring and ground screw	Box of 50	30-3310
12 AWG stranded, 10 in. tail w/#10 fork & #10 ring and ground screw	Bulk pack of 500	30-3311
12 AWG stranded, 12 in. tail w/#10 fork & #10 ring and ground screw	Box of 50	30-3412
12 AWG stranded, 12 in. tail w/#10 fork & #10 ring and ground screw	Bulk pack of 1,000	30-3413
Combo Tails	Quantity/Pkg.	Cat. No.
2-wire combo: 12 AWG solid tail, one stripped end, one end w/ground screw; joined to 12 AWG stranded tail at a ring terminal, w/fork terminal on second end	Box of 500	30-3286
2-wire combo: 12 AWG stranded w/#10 ring & ground screw, one stripped-end tail and one #10 fork tail	Bag of 25	30-3287
2-wire combo: 12 AWG stranded w/#10 ring and ground screw and two #10 fork tails	Bag of 25	30-3288
3-wire combo: 12 AWG stranded w/#10 ring & ground screw, one stripped-end tail and two #10 fork tails	Bag of 25	30-3289
Miscellaneous Grounding Products	Quantity/Pkg.	Cat. No.
Ground screw, thread-forming, hole-finding, combination hex, Phillips, slotted and Robertson tip	Jar of 100	30-3594
	Card of 50	30-3194
Non-Grounding Stranded Wire Pigtails	Quantity/Pkg.	Cat. No.
12 AWG stranded, 8 in. tail w/#10 fork and stripped end, white	Bag of 25	30-3470
12 AWG stranded, 8 in. tail w/#10 fork and stripped end, white	Bulk pack of 1,000	30-3570
12 AWG stranded, 8 in. tail w/#10 fork and stripped end, black	Bag of 25	30-3471
12 AWG stranded, 8 in. tail w/#10 fork and stripped end, black	Bulk pack of 1,000	30-3571






WIRE TERMINATION

Steel Crimp Connectors



- Designed for making fast, permanent, pressure-type connections
- Long, zinc-plated steel sleeves maximize contact area with conductors
- Will not vibrate loose when securely crimped
- UL Listed to 486C and CSA Certified to C22.2 #188; comply with Federal Specification W-S-610E.

Model	Wire Combination Range	Quantity	Cat. No.
410 	600V 18 thru 10 AWG Min. 1 #14 & 1 #18 Max. 2 #10 & 2 #14	Box of 100	30-410
		Carton of 1,000	30-510
		Keg of 10,000	30-610
	600V 18 thru 8 AWG Min. 3 #12 Max. 4 #10	Box of 50	30-411
		Carton of 1,000	30-511
	600V 18 thru 4 AWG Min. 1 #14 & 1 #16 Max. 2 #8 & 1 #6	Box of 50	30-412
		Carton of 1,000	30-512

**IDEAL hand crimp tools U.L. listed for Model 410, 411, 412:
30-425, 30-429, 30-430.**



Wrap-Cap® Insulators

- Provide high dielectric and physical protection for UL Listed, non-insulated pressure-type wire connectors
- Cap and loop design eliminates need for tape
- Unique design completely covers splice – insulates both around and between wires
- Reusable and easy to install
- UL Listed to 486C and CSA Certified for 600V maximum building wiring (1,000V maximum for fixtures and signs); temperature rated at 75°C (167°F) maximum






Model	Description	Quantity	Cat. No.
415	Insulator Model 410 Connectors can also be used on Buchanan 2006S & 2011S Copper Crimps	Box of 50	30-445
		Carton of 1,000	30-515
417	Insulator for Model 411 & 412 Connectors can also be used on Buchanan 2011S Copper Crimps	Box of 25	30-447
		Carton of 1,000	30-517



Pre-Insulated Crimp Connectors

- Three models cover a wide range of wire combinations from 22 AWG stranded through 8 AWG stranded
- Compact design fits easily into tight locations
- Flared skirt protects against turned-back strands
- Beveled opening eases wire entry
- Tough, UL 94V-2 flame-retardant shell rated at 105°C (221°F)

Model	Wire Combination Range	Quantity	Cat. No.
48 	600V* Min. 2 #22 Max. 1 #14 w/2 #18	1,000	30-245
		10,000	30-645
49 	600V* Min. 1 #22 w/1 #18 Max. 1 #12 w/1 #16	1,000	30-249
		10,000	30-649
NC-8 	600V* Min. 4 w/#16 Max. 1 #12 w/4 #14	1,000	30-148
		5,000	30-648

*1,000V maximum in fixtures and signs.



800 Series Nylon Intermediate Heavy Duty Terminal Blocks

The **800 Series** line of 600V blocks is conservatively rated up to 150A for a single 1/0 AWG copper wire.



- Exceptionally compact block accepts single wire or combinations up to 1/0
- 92 circuits per 6 foot length
- Tubular screw contact style accepts AWG sizes from 12 to 1/0, solid or stranded
- Two-way mounting base fits standard channel or mounts directly to flat surfaces
- Only one end section needed per block assembly
- Readily identifiable circuits – write directly on painted marking surface or use removable vinyl marking strip
- Nylon housing for rugged applications, 7/16 -20 slotted headless screws
- Snap-fit with Heavy-Duty Nylon and Phenolic and Fuse Blocks

Specifications

Center-to-Center Spacing: .75 in. CL: 16 circuits per foot.

WIRE RANGE: Solid or Stranded

Tubular Screw – 1 #1/0, 1 #1 AWG, 1 #2 AWG, 1 or 2 #4 AWG, 1 to 3 #6 AWG, 2, 3 or 5 #8 AWG, 1 to 6 #10 AWG, 1 to 7 #12 AWG

400 Series Phenolic Ultra Heavy Duty – 250 KCMIL (MCM) Terminal Blocks

This **Ultra Heavy Duty** line is rated up to 255A with a single 250 MCM conductor.



- Compact block accepts wire sizes up to 2/0 or 250 KCMIL (MCM)
- 57 circuits per 6 foot length
- Tubular screw contact style for maximum electrical rating
- Block mounts directly on flat surface or standard channel
- Only one end section needed per block assembly
- Readily identifiable circuits – write directly on painted marking area or use removable vinyl marking strip
- Hex socket screws allow maximum torque when using large wire sizes
- High current capacity snap-fit sectional blocks do not snap-fit with other block styles

Specifications

Center-to-Center Spacing: 1.19 in. CL: 9 circuits per foot.

WIRE RANGE: Solid or Stranded

Tubular Screw – 1 #2/0, 1 #1/0, 1 #1 AWG, 1 or 2 #2 AWG, 1 to 3 #4 AWG, 1 to 3 #6 AWG, 1 to 4 #8 AWG, 1 to 6 #10 AWG, 2 to 8 #12 AWG


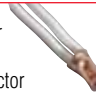
Tubular Screw – 1 #250 KCMIL, 1 #4/0, 1 #3/0, 1 or 2 #2/0, 1 or 2 #1/0, 1 or 2 #1 AWG, 1 to 3 #2 AWG, 1 to 4 #4 AWG, 1 to 5 #6 AWG

Ordering Information - pgs. A-30 & A-31

Catalog Number	Mounting Style	Ampacity	Contact Type	Screw Type	Wire Range (AWG)	Wire Strip Length
824	Painted Two-Way Mounting Base	150A	Tubular Screw	7/16-20 Slotted Headless	12 to 1/0	11/16 in.
830	— End-Section	—	—	—	—	—
426	Painted Two-Way Mounting Base	175A	Tubular Screw	1/2-30 Hex Socket	#12-2/0	1 in.
427	Painted Two-Way Mounting Base	255A	Tubular Screw	3/4-16 Hex Socket	#6-250 KCMIL/MCM	1 in.
430	— End-Section	—	—	—	—	—
351	— Direct Mount (Flat Base)	30A	Strap Screw	10-32 Binding Head	#22 to #8	—
0351	— Channel Mount (Dovetail Base)					
358	— Direct Mount (Flat Base)	30A	Strap Clamp	8-32 Pan Head w/Clamp	#18 to #8	1/2 in.
0358	— Channel Mount (Dovetail Base)					
352	— Direct Mount (Flat Base)	30A	Tubular Screw	1/4-28 Set Screw	#18 to #8	1/2 in.
0352	— Channel Mount (Dovetail Base)					
330	— End-Section (Direct Mount)	—	—	—	—	—
0330	— End-Section (Channel Mount)	—	—	—	—	—
Catalog Number	Number of Circuits	Ampacity	Contact Type	Screw Type	Wire Range (AWG)	
B102	2	50A	Strap Screw (Steel)	10-32 Slotted Binding Head	#18 to #8	
B104	4					
B106	6					
B108	8					
B112	12					

Splice Cap Crimp Connectors

- Designed for making fast, permanent, pressure-type connections
- Solid copper sleeves require less crimping pressure
- Resist corrosion in harsh environments
- UL 486C Listed and CSA C22.2 #188 Certified; comply with Federal Specification W-S-61D


Description	Wire Combination Range	Quantity	Cat. No.
 Copper Crimp Connector	600V* 18 to 10 AWG Min. 2 #18 Max. 4 #12	Box of 100	2006S
		Bag of 1,000	2006SB
 Copper Crimp Connector	600V* 14 to 4 AWG Min. 2 #10 Max. 2 #6	Box of 50	2011S
		Bag of 500	2011SB

*1,000V maximum in fixtures and signs




Splice Cap Insulators

- Convenient, safe and fast installation
- Snap-on nylon construction
- Rated at 105°C (221°F) – 600V (1,000V maximum in fixtures and signs)

For Connector Model	Quantity	Cat. No.
 2006S	Box of 100	2007
	Bag of 1,000	2007B
 2011S	Box of 50	2014
	Bag of 500	2014B




Four-Way Crimp Tool

- Patented design ensures even compression and reliable connectors
- Spring-loaded, cam-actuated plungers
- Fingertip adjustment for different connector sizes






Description	Cat. No.
Four-Way Crimp Tool	C-24



Mounting Channels

Mounting Channels	Length	Cat. No.	For use with:
 Miniature Channel	3 ft.	12	Heavy-Duty (200 Series) Miniature (100 Series)
 Steel Channel	6 ft. 3 ft.	60 63	Medium Duty (900 Series) Heavy Duty (200 Series) Intermediate Heavy Duty (800 Series) Ultra Heavy Duty (400 Series) Fuse Blocks (300 Series)
 Aluminum Channel (Pre-punched)	6 ft. 3 ft.	64 67	Medium Duty (900 Series) Heavy Duty (200 Series) Intermediate Heavy Duty (800 Series) Ultra Heavy Duty (400 Series) Fuse Blocks (300 Series)

Channel Clamps

Mounting Channels	Cat. No.	For use with:
 Miniature Clamp	11	High Density Miniature (100 Series) Heavy-Duty (200 Series)
 Universal Clamp	68	High Density Miniature (100 Series) Medium Duty (900 Series) Heavy Duty (200 Series) Intermediate Heavy Duty (800 Series) Ultra Heavy Duty (400 Series) Fuse Blocks (300 Series)
 Screw Clamp	61	High Density Miniature (100 Series) Medium Duty (900 Series) Heavy Duty (200 Series) Intermediate Heavy Duty (800 Series) Ultra Heavy Duty (400 Series) Fuse Blocks (300 Series)

Jumpers

Description	Cat. No.	Available for:
 Jumpers for Tubular Contacts	41	Heavy-Duty Phenolic (200 Series)
	42	Heavy Duty (200 Series)
	70	Medium Duty (900 Series)
	43	Heavy-Duty Phenolic (200 Series)

Tuff-Rod™ Fishing Poles

- Strong, lightweight, flexible extendable fiberglass rod kits
- Use to reach and pull wires over suspended ceilings, in cable trays or through interior walls
- Packaged in clear tubes for protection and long-term storage



Tuff-Rod™ Regular Flex

- 1/4 in. white fiberglass
- Extra stiffness for added control when maneuvering wires

Description	Cat. No.
12 ft. kit with fixed bullet nose and threaded J hook (3 ea. 4 ft. sections)	31-611
24 ft. kit with fixed bullet nose and threaded bullet nose (4 ea. 6 ft. sections)	31-612
12 pack of 1/4 in. x 4 ft. Regular Flex Replacement Rods	31-643
12 pack of 1/4 in. x 6 ft. Regular Flex Replacement Rods	31-644


Tuff-Rod™ Extra Flex Glow

- 3/16 in. pale green luminescent fiberglass
- Glow-in-the-dark material for easy use in attics, basements and other dim lit areas


Description	Cat. No.
12 ft. kit with fixed bullet nose and threaded J hook (3 ea. 4 ft. sections)	31-631
30 ft. kit with fixed bullet nose and threaded bullet nose (5 ea. 6 ft. sections)	31-633
12 pack of 3/16 in. x 4 ft. Extra Flex Glow Replacement Rods	31-647
12 pack of 3/16 in. x 6 ft. Extra Flex Glow Replacement Rods	31-648

Accessory Kits

- Includes replacement heads, one threaded bullet nose, one threaded J hook and one threaded whisk



Description	Cat. No.
3/16 in. Accessory kit	31-651
1/4 in. Accessory kit	31-652





WIRE TERMINATION

Grounding Accessories



- Solid and stranded pigtail lead wires are convenient for device grounding applications
- Grounding screws offer a unique thread-forming, hole-finding feature plus combination hex, Phillips, slotted and Robertson head
- Safe, fast and efficient for cost-effective grounding jobs
- Ensures compliance with Article 250 of the National Electrical Code

Non-Grounding Pigtails

- 8 in. 12 AWG Stranded Pigtails - White or Black, #10 Fork & Stripped end



Stranded Wire



Solid Wire



Pigtail Wire Connectors



Grounding Screws


Solid Wire Grounding Tails	Quantity/Pkg.	Cat. No.
14 AWG solid, 8 in. tail w/loop & ground screw and stripped end	Box of 50	30-3390
12 AWG solid, 6.5" tail w/loop & ground screw and stripped end	Box of 50	30-3404
12 AWG solid, 6.5" tail w/loop & ground screw and stripped end	Bulk Pack of 1,000	30-3402
12 AWG solid, 8 in. tail w/loop & ground screw and stripped end	Box of 50	30-3392
12 AWG solid, 8 in. tail w/loop & ground screw and stripped end	Plastic Box of 100	30-3399
12 AWG solid, 8 in. tail w/loop & ground screw and stripped end	Bulk Pack of 1,000	30-3496
12 AWG solid, 10 in. tail w/loop & ground screw and stripped end	Bag of 50	30-3410
12 AWG solid, 10 in. tail w/loop & ground screw and stripped end	Bulk Pack of 500	30-3394
12 AWG solid, 12 in. tail w/loop & ground screw and stripped end	Box of 50	30-3498
12 AWG solid, 12 in. tail w/loop & ground screw and stripped end	Bulk Pack of 1,000	30-3396
Stranded Wire Grounding Tails	Quantity/Pkg.	Cat. No.
14 AWG stranded, 8 in. tail w/#10 fork & #10 ring and ground screw	Bag of 25	30-3183
12 AWG stranded, 8 in. tail w/#10 fork & #10 ring and ground screw	Bag of 25	30-3184
12 AWG stranded, 8 in. tail w/#10 ring & ground screw and stripped end	Bulk Pack of 1,000	30-3201
12 AWG stranded, 8 in. tail w/#10 fork & #10 ring and ground screw	Bulk pack of 1,000 (bundle of 50)	30-3284
12 AWG stranded, 8 in. tail w/#10 fork & #10 ring and ground screw	Plastic box of 50	30-3385
12 AWG stranded, 8 in. tail w/#10 fork & #10 ring	Bulk pack of 1,000	30-3285
12 AWG stranded, 8 in. tail w/#10 fork and stripped end	Bag of 25	30-3480
12 AWG stranded, 8 in. tail w/#10 fork and stripped end	Bulk pack of 1,000	30-3580

Stranded Wire Grounding Tails (cont.)	Quantity/Pkg.	Cat. No.
12 AWG stranded, 10 in. tail w/#10 fork & #10 ring and ground screw	Box of 50	30-3310
12 AWG stranded, 10 in. tail w/#10 fork & #10 ring and ground screw	Bulk pack of 500	30-3311
12 AWG stranded, 12 in. tail w/#10 fork & #10 ring and ground screw	Box of 50	30-3412
12 AWG stranded, 12 in. tail w/#10 fork & #10 ring and ground screw	Bulk pack of 1,000	30-3413
Combo Tails	Quantity/Pkg.	Cat. No.
2-wire combo: 12 AWG solid tail, one stripped end, one end w/ground screw; joined to 12 AWG stranded tail at a ring terminal, w/fork terminal on second end	Box of 500	30-3286
2-wire combo: 12 AWG stranded w/#10 ring & ground screw, one stripped-end tail and one #10 fork tail	Bag of 25	30-3287
2-wire combo: 12 AWG stranded w/#10 ring and ground screw and two #10 fork tails	Bag of 25	30-3288
3-wire combo: 12 AWG stranded w/#10 ring & ground screw, one stripped-end tail and two #10 fork tails	Bag of 25	30-3289
Miscellaneous Grounding Products	Quantity/Pkg.	Cat. No.
Ground screw, thread-forming, hole-finding, combination hex, Phillips, slotted and Robertson tip	Jar of 100	30-3594
	Card of 50	30-3194
Non-Grounding Stranded Wire Pigtails	Quantity/Pkg.	Cat. No.
12 AWG stranded, 8 in. tail w/#10 fork and stripped end, white	Bag of 25	30-3470
12 AWG stranded, 8 in. tail w/#10 fork and stripped end, white	Bulk pack of 1,000	30-3570
12 AWG stranded, 8 in. tail w/#10 fork and stripped end, black	Bag of 25	30-3471
12 AWG stranded, 8 in. tail w/#10 fork and stripped end, black	Bulk pack of 1,000	30-3571






WIRE TERMINATION

Steel Crimp Connectors



- Designed for making fast, permanent, pressure-type connections
- Long, zinc-plated steel sleeves maximize contact area with conductors
- Will not vibrate loose when securely crimped
- UL Listed to 486C and CSA Certified to C22.2 #188; comply with Federal Specification W-S-610E.

Model	Wire Combination Range	Quantity	Cat. No.
410 	600V 18 thru 10 AWG Min. 1 #14 & 1 #18 Max. 2 #10 & 2 #14	Box of 100	30-410
		Carton of 1,000	30-510
		Keg of 10,000	30-610
	600V 18 thru 8 AWG Min. 3 #12 Max. 4 #10	Box of 50	30-411
		Carton of 1,000	30-511
	600V 18 thru 4 AWG Min. 1 #14 & 1 #16 Max. 2 #8 & 1 #6	Box of 50	30-412
		Carton of 1,000	30-512

**IDEAL hand crimp tools U.L. listed for Model 410, 411, 412:
30-425, 30-429, 30-430.**



Wrap-Cap® Insulators

- Provide high dielectric and physical protection for UL Listed, non-insulated pressure-type wire connectors
- Cap and loop design eliminates need for tape
- Unique design completely covers splice – insulates both around and between wires
- Reusable and easy to install
- UL Listed to 486C and CSA Certified for 600V maximum building wiring (1,000V maximum for fixtures and signs); temperature rated at 75°C (167°F) maximum






Model	Description	Quantity	Cat. No.
415	Insulator Model 410 Connectors can also be used on Buchanan 2006S & 2011S Copper Crimps	Box of 50	30-445
		Carton of 1,000	30-515
417	Insulator for Model 411 & 412 Connectors can also be used on Buchanan 2011S Copper Crimps	Box of 25	30-447
		Carton of 1,000	30-517



Pre-Insulated Crimp Connectors

- Three models cover a wide range of wire combinations from 22 AWG stranded through 8 AWG stranded
- Compact design fits easily into tight locations
- Flared skirt protects against turned-back strands
- Beveled opening eases wire entry
- Tough, UL 94V-2 flame-retardant shell rated at 105°C (221°F)

Model	Wire Combination Range	Quantity	Cat. No.
48 	600V* Min. 2 #22 Max. 1 #14 w/2 #18	1,000	30-245
		10,000	30-645
49 	600V* Min. 1 #22 w/1 #18 Max. 1 #12 w/1 #16	1,000	30-249
		10,000	30-649
NC-8 	600V* Min. 4 w/#16 Max. 1 #12 w/4 #14	1,000	30-148
		5,000	30-648

*1,000V maximum in fixtures and signs.



800 Series Nylon Intermediate Heavy Duty Terminal Blocks

The **800 Series** line of 600V blocks is conservatively rated up to 150A for a single 1/0 AWG copper wire.



- Exceptionally compact block accepts single wire or combinations up to 1/0
- 92 circuits per 6 foot length
- Tubular screw contact style accepts AWG sizes from 12 to 1/0, solid or stranded
- Two-way mounting base fits standard channel or mounts directly to flat surfaces
- Only one end section needed per block assembly
- Readily identifiable circuits – write directly on painted marking surface or use removable vinyl marking strip
- Nylon housing for rugged applications, 7/16 -20 slotted headless screws
- Snap-fit with Heavy-Duty Nylon and Phenolic and Fuse Blocks

Specifications

Center-to-Center Spacing: .75 in. CL: 16 circuits per foot.

WIRE RANGE: Solid or Stranded

Tubular Screw – 1 #1/0, 1 #1 AWG, 1 #2 AWG, 1 or 2 #4 AWG, 1 to 3 #6 AWG, 2, 3 or 5 #8 AWG, 1 to 6 #10 AWG, 1 to 7 #12 AWG

400 Series Phenolic Ultra Heavy Duty – 250 KCMIL (MCM) Terminal Blocks

This **Ultra Heavy Duty** line is rated up to 255A with a single 250 MCM conductor.



- Compact block accepts wire sizes up to 2/0 or 250 KCMIL (MCM)
- 57 circuits per 6 foot length
- Tubular screw contact style for maximum electrical rating
- Block mounts directly on flat surface or standard channel
- Only one end section needed per block assembly
- Readily identifiable circuits – write directly on painted marking area or use removable vinyl marking strip
- Hex socket screws allow maximum torque when using large wire sizes
- High current capacity snap-fit sectional blocks do not snap-fit with other block styles

Specifications

Center-to-Center Spacing: 1.19 in. CL: 9 circuits per foot.

WIRE RANGE: Solid or Stranded

Tubular Screw – 1 #2/0, 1 #1/0, 1 #1 AWG, 1 or 2 #2 AWG, 1 to 3 #4 AWG, 1 to 3 #6 AWG, 1 to 4 #8 AWG, 1 to 6 #10 AWG, 2 to 8 #12 AWG



Tubular Screw – 1 #250 KCMIL, 1 #4/0, 1 #3/0, 1 or 2 #2/0, 1 or 2 #1/0, 1 or 2 #1 AWG, 1 to 3 #2 AWG, 1 to 4 #4 AWG, 1 to 5 #6 AWG

Ordering Information - pgs. A-30 & A-31

Catalog Number	Mounting Style	Ampacity	Contact Type	Screw Type	Wire Range (AWG)	Wire Strip Length
824	Painted Two-Way Mounting Base	150A	Tubular Screw	7/16-20 Slotted Headless	12 to 1/0	11/16 in.
830	End-Section	—	—	—	—	—
426	Painted Two-Way Mounting Base	175A	Tubular Screw	1/2-30 Hex Socket	#12-2/0	1 in.
427	Painted Two-Way Mounting Base	255A	Tubular Screw	3/4-16 Hex Socket	#6-250 KCMIL/MCM	1 in.
430	End-Section	—	—	—	—	—
351	Direct Mount (Flat Base)	30A	Strap Screw	10-32 Binding Head	#22 to #8	—
0351	Channel Mount (Dovetail Base)					
358	Direct Mount (Flat Base)	30A	Strap Clamp	8-32 Pan Head w/Clamp	#18 to #8	1/2 in.
0358	Channel Mount (Dovetail Base)					
352	Direct Mount (Flat Base)	30A	Tubular Screw	1/4-28 Set Screw	#18 to #8	1/2 in.
0352	Channel Mount (Dovetail Base)					
330	End-Section (Direct Mount)	—	—	—	—	—
0330	End-Section (Channel Mount)	—	—	—	—	—
Catalog Number	Number of Circuits	Ampacity	Contact Type	Screw Type	Wire Range (AWG)	
B102	2	50A	Strap Screw (Steel)	10-32 Slotted Binding Head	#18 to #8	
B104	4					
B106	6					
B108	8					
B112	12					

Splice Cap Crimp Connectors

- Designed for making fast, permanent, pressure-type connections
- Solid copper sleeves require less crimping pressure
- Resist corrosion in harsh environments
- UL 486C Listed and CSA C22.2 #188 Certified; comply with Federal Specification W-S-61D



Description	Wire Combination Range	Quantity	Cat. No.
 Copper Crimp Connector	600V* 18 to 10 AWG Min. 2 #18 Max. 4 #12	Box of 100	2006S
		Bag of 1,000	2006SB
 Copper Crimp Connector	600V* 14 to 4 AWG Min. 2 #10 Max. 2 #6	Box of 50	2011S
		Bag of 500	2011SB

*1,000V maximum in fixtures and signs




Splice Cap Insulators

- Convenient, safe and fast installation
- Snap-on nylon construction
- Rated at 105°C (221°F) – 600V (1,000V maximum in fixtures and signs)

For Connector Model	Quantity	Cat. No.
 2006S	Box of 100	2007
	Bag of 1,000	2007B
 2011S	Box of 50	2014
	Bag of 500	2014B




Four-Way Crimp Tool

- Patented design ensures even compression and reliable connectors
- Spring-loaded, cam-actuated plungers
- Fingertip adjustment for different connector sizes






Description	Cat. No.
Four-Way Crimp Tool	C-24



Mounting Channels

Mounting Channels	Length	Cat. No.	For use with:
 Miniature Channel	3 ft.	12	Heavy-Duty (200 Series) Miniature (100 Series)
 Steel Channel	6 ft. 3 ft.	60 63	Medium Duty (900 Series) Heavy Duty (200 Series) Intermediate Heavy Duty (800 Series) Ultra Heavy Duty (400 Series) Fuse Blocks (300 Series)
 Aluminum Channel (Pre-punched)	6 ft. 3 ft.	64 67	Medium Duty (900 Series) Heavy Duty (200 Series) Intermediate Heavy Duty (800 Series) Ultra Heavy Duty (400 Series) Fuse Blocks (300 Series)

Channel Clamps

Mounting Channels	Cat. No.	For use with:
 Miniature Clamp	11	High Density Miniature (100 Series) Heavy-Duty (200 Series)
 Universal Clamp	68	High Density Miniature (100 Series) Medium Duty (900 Series) Heavy Duty (200 Series) Intermediate Heavy Duty (800 Series) Ultra Heavy Duty (400 Series) Fuse Blocks (300 Series)
 Screw Clamp	61	High Density Miniature (100 Series) Medium Duty (900 Series) Heavy Duty (200 Series) Intermediate Heavy Duty (800 Series) Ultra Heavy Duty (400 Series) Fuse Blocks (300 Series)

Jumpers

Description	Cat. No.	Available for:
 Jumpers for Tubular Contacts	41	Heavy-Duty Phenolic (200 Series)
	42	Heavy Duty (200 Series)
	70	Medium Duty (900 Series)
	43	Heavy-Duty Phenolic (200 Series)

Tuff-Rod™ Fishing Poles

- Strong, lightweight, flexible extendable fiberglass rod kits
- Use to reach and pull wires over suspended ceilings, in cable trays or through interior walls
- Packaged in clear tubes for protection and long-term storage



Tuff-Rod™ Regular Flex

- 1/4 in. white fiberglass
- Extra stiffness for added control when maneuvering wires

Description	Cat. No.
12 ft. kit with fixed bullet nose and threaded J hook (3 ea. 4 ft. sections)	31-611
24 ft. kit with fixed bullet nose and threaded bullet nose (4 ea. 6 ft. sections)	31-612
12 pack of 1/4 in. x 4 ft. Regular Flex Replacement Rods	31-643
12 pack of 1/4 in. x 6 ft. Regular Flex Replacement Rods	31-644

Tuff-Rod™ Extra Flex Glow

- 3/16 in. pale green luminescent fiberglass
- Glow-in-the-dark material for easy use in attics, basements and other dim lit areas

Description	Cat. No.
12 ft. kit with fixed bullet nose and threaded J hook (3 ea. 4 ft. sections)	31-631
30 ft. kit with fixed bullet nose and threaded bullet nose (5 ea. 6 ft. sections)	31-633
12 pack of 3/16 in. x 4 ft. Extra Flex Glow Replacement Rods	31-647
12 pack of 3/16 in. x 6 ft. Extra Flex Glow Replacement Rods	31-648

Accessory Kits

- Includes replacement heads, one threaded bullet nose, one threaded J hook and one threaded whisk



Description	Cat. No.
3/16 in. Accessory kit	31-651
1/4 in. Accessory kit	31-652

