



Elbows, sweeps and accessories

P&C duct adapters


Male adapter

| | Cat. No. | Size (in.) | Std. Ctn. |
|-----------------------------------------------------------------------------------|----------|------------|-----------|
|  | E943F | 1 | 50 |
| | E943H | 1½ | 25 |
| | E943J | 2 | 50 |
| | E943L | 3 | 50 |
| | E943N | 4 | 20 |
| | E943P | 5 | 5 |
| | E943R | 6 | 10 |


Female adapter

| | Cat. No. | Size (in.) | Std. Ctn. |
|------------------------------------------------------------------------------------|----------|------------|-----------|
|  | E942F | 1 | 50 |
| | E942H | 1½ | 25 |
| | E942J | 2 | 30 |
| | E942L | 3 | 25 |
| | E942N | 4 | 15 |
| | E942P | 5 | 8 |
| | E942R | 6 | 6 |

P&C duct swedge reducer (male x male)


| | Cat. No. | Size (in.) | Std. Ctn. |
|-------------------------------------------------------------------------------------|----------|------------|-----------|
|  | E252LJ | 3 x 2 | 50 |
| | E252NJS | 4 x 2 | 25 |
| | E252NL | 4 x 3 | 25 |
| | E252PN | 5 x 4 | 20 |
| | E252RNS | 6 x 4 | 6 |
| | E252RP | 6 x 5 | 10 |

P&C duct cable marker


| | Cat. No. | Size (in.) | Std. Ctn. |
|-------------------------------------------------------------------------------------|----------|------------|-----------|
|  | E299JM | 2 x 42 | 1 |
| | E299JP | 2 x 56 | 1 |
| | E299JR | 2 x 78 | 1 |
| | E299LF | 3 x 36 | 1 |
| | E299LR | 3 x 60 | 1 |
| | E299NX7 | 4 x 84 | 1 |

P&C duct end bells


End bell

| | Cat. No. | Size (in.) | Std. Ctn. |
|-----------------------------------------------------------------------------------|----------|------------|-----------|
|  | E997F | 1 | 50 |
| | E997H | 1½ | 30 |
| | E997J | 2 | 40 |
| | E997L | 3 | 50 |
| | E997N | 4 | 30 |
| | E997P | 5 | 15 |
| | E997R | 6 | 10 |


Molded end bell

| | Cat. No. | Size (in.) | Std. Ctn. |
|-----------------------------------------------------------------------------------|----------|------------|-----------|
|  | E297J | 2 | 40 |
| | E297L | 3 | 50 |
| | E297N | 4 | 30 |
| | E297P | 5 | 15 |

Fabricated end bell

| | Cat. No. | Size (in.) | Std. Ctn. |
|-------------------------------------------------------------------------------------|----------|------------|-----------|
|  | E297JN | 2 x 4 | 25 |
| | E297LR | 3 x 6 | 20 |
| | E297NT | 4 x 10 | 15 |
| | E297PS | 5 x 8 | 10 |
| | E297PT | 5 x 10 | 10 |
| | E297RF | 6 x 5 | 10 |
| | E297RT | 6 x 10 | 6 |

Long-length end bell P&C duct


| | Cat. No. | Size (in.) | Std. Ctn. |
|-------------------------------------------------------------------------------------|----------|------------|-----------|
|  | E297RR | 6 (6 long) | 10 |

Conduit bodies and fittings


For use with Schedule 40 and 80 conduit




Meter offset

| | Cat. No. | Size (in.) | Std. Ctn. | Offset (in.) | A (in.) |
|-----------------------------------------------------------------------------------|----------|------------|-----------|--------------|---------|
|  | ▶ E995G | 1 1/4 | 15 | .758 | 4.230 |
| | ▶ E995J | 2 | 8 | .684 | 4.270 |


Offset

| | Cat. No. | Size (in.) | Std. Ctn. | Offset (in.) | Std. Wt. (lbs.) |
|------------------------------------------------------------------------------------|----------|------------|-----------|--------------|-----------------|
|  | ▶ E994D | 1/2 | .250 | 25 | 3 |
| | ▶ E994E | 3/4 | .250 | 25 | 3 |
| | ▶ E994F | 1 | .500 | 50 | 12 |

End bells


| | Cat. No. | Size (in.) | Std. Ctn. | Std. Wt. (lbs.) |
|-------------------------------------------------------------------------------------|----------|------------|-----------|-----------------|
|  | E997F | 1 | 50 | 2.6 |
| | E997G | 1 1/4 | 35 | 2.5 |
| | E997H | 1 1/2 | 30 | 2.5 |
| | E997J | 2 | 40 | 5.0 |
| | E997K | 2 1/2 | 30 | 2 |
| | E997L | 3 | 50 | 10 |
| | E997M | 3 1/2 | 40 | 11 |
| | E997N | 4 | 30 | 16 |
| | ▶ E997P | 5 | 15 | 8 |
| | ▶ E997R | 6 | 10 | 7 |
| | ▶ E997T | 8 | 3 | 15 |

End bells - Schedule 40 fabricated

| | Cat. No. | Size (in.) | Std. Ctn. | Std. Wt. (lbs.) |
|-------------------------------------------------------------------------------------|----------|------------|-----------|-----------------|
|  | ▶ E949J5 | 2 x 5 | 50 | 10 |
| | ▶ E949J6 | 2 x 6 | 25 | 12 |
| | ▶ E949JN | 2 x 4 | 25 | 7 |
| | ▶ E949JX | 2 x 8 | 12 | 7 |
| | ▶ E949LR | 3 x 6 | 20 | 21 |
| | ▶ E949N5 | 4 x 5 | 20 | 2 |
| | ▶ E949NR | 4 x 6 | 15 | 21 |
| | ▶ E949R5 | 6 x 5 | 12 | 27 |
| | ▶ E949RX | 6 x 8 | 6 | 17 |


Where a waterproof termination is required into any enclosure (metallic or non-metallic), install the neoprene washer over the threads of a terminal adapter before inserting into the enclosure. Use a standard locknut or threaded bushing to secure the assembly.

Flat sealing washers

| | Cat. No. | Size (in.) | Std. Ctn. |
|------------------------------------------------------------------------------------|----------|------------|-----------|
|  | ▶ E943DW | 1/2 | 125 |
| | ▶ E943EW | 3/4 | 125 |
| | ▶ E943FW | 1 | 100 |
| | ▶ E943GW | 1 1/4 | 50 |
| | ▶ E943HW | 1 1/2 | 50 |
| | E943JW | 2 | 25 |

PVC Locknuts



| | Cat. No. | Size (in.) | Std. Ctn. |
|--------------------------------------------------------------------------------------|----------|------------|-----------|
|  | ▶ LT9LD | 1/2 | 1200 |
| | ▶ LT9LE | 3/4 | 700 |
| | ▶ LT9LF | 1 | 600 |



Access pull elbows

| Cat. No. | Size (in.) | Std. Ctn. | A (in.) Typical | B (in.) Typical | C (in.) Typical | D (in.) Typical |
|----------|------------|-----------|-----------------|-----------------|-----------------|-----------------|
| E990D† | 1/2 | 75 | .852 | .836 | 2.187 | .718 |
| E990E† | 3/4 | 50 | 1.064 | 1.046 | 2.531 | .718 |

† Gasket included.

P&C Flex® conduit and fittings

Carlton® P&C Flex® corrugated flexible conduit


P&C Flex® conduit

| Cat. No. | Size (in.) | I.D. (in.) | O.D. (in.) | Pull Tape | Reel/Coil | Std. Ctn. (ft.) | Std. Wt. (lbs.) |
|-------------|------------|------------|------------|-----------|-----------|-----------------|-----------------|
| 11807-350* | ¾ | 0.83 | 1.040 | Empty | Coil | 350 | 39.9 |
| 1808-250C | 1 | 1.000 | 1.315 | Empty | Coil | 250 | 36.3 |
| 11808-5200 | 1 | 1.000 | 1.315 | Empty | Reel | 5200 | 1019.0 |
| 11809-900 | 1¼ | 1.340 | 1.660 | Empty | Reel | 900 | 243.0 |
| 11809-4500 | 1¼ | 1.340 | 1.660 | Empty | Reel | 4500 | 972.0 |
| 11810-250 | 1½ | 1.570 | 1.900 | Empty | Reel | 250 | 75.8 |
| 11810-4500 | 1½ | 1.570 | 1.900 | Empty | Reel | 4500 | 1080.0 |
| 11810T-2300 | 1½ | 1.570 | 1.900 | 1250 lb. | Reel | 2300 | 720.0 |
| 11810T-250 | 1½ | 1.570 | 1.900 | 1250 lb. | Reel | 250 | 78.0 |
| 11811-1100 | 2 | 2.045 | 2.375 | Empty | Reel | 1100 | 521.4 |
| 11811-250 | 2 | 2.045 | 2.375 | Empty | Reel | 250 | 87.0 |
| 11811-2500 | 2 | 2.045 | 2.375 | Empty | Reel | 2500 | 815.0 |
| 11811-500 | 2 | 2.045 | 2.375 | Empty | Reel | 500 | 201.6 |
| 11811-700 | 2 | 2.045 | 2.375 | Empty | Reel | 700 | 269.0 |
| 11811T-250 | 2 | 2.045 | 2.375 | 1250 lb. | Reel | 250 | 89.0 |
| 11812-250 | 2½ | 2.469 | 2.875 | Empty | Reel | 250 | 121.0 |
| 11812AG-001 | 2½ | 2.469 | 2.875 | Empty | Reel | 1300 | 516.1 |
| 11813-1200 | 3 | 3.068 | 3.500 | Empty | Reel | 1200 | 850.8 |
| 11813-250 | 3 | 3.068 | 3.500 | Empty | Reel | 250 | 192.0 |
| 11813-500 | 3 | 3.068 | 3.500 | Empty | Reel | 500 | 523.0 |
| 11813-750 | 3 | 3.068 | 3.500 | Empty | Reel | 750 | 554.3 |
| 11815-250 | 4 | 4.026 | 4.500 | Empty | Reel | 250 | 324.0 |
| 11815-800 | 4 | 4.026 | 4.500 | Empty | Reel | 800 | 778.4 |

*Pull tape not available for ¾" conduit.

P&C Flex® fittings


Couplings



| Cat. No. | Size (in.) | Std. Ctn. | Std. Wt. (lbs.) |
|----------|------------|-----------|-----------------|
| E940E | ¾ | 100 | 4.6 |
| E940F | 1 | 50 | 3.5 |
| E940G | 1¼ | 30 | 3.2 |
| E940H | 1½ | 25 | 3.4 |
| E940J | 2 | 30 | 5.3 |
| E940K | 2½ | 20 | 7.5 |
| E940L | 3 | 25 | 14.7 |
| E940N | 4 | 15 | 12.5 |


P&C Flex® fittings (continued)

Female adapters




| Cat. No. | Size (in.) | Std. Ctn. | Std. Wt. (lbs.) |
|----------|------------|-----------|-----------------|
| E942E | ¾ | 100 | 4.3 |
| E942F | 1 | 50 | 3.7 |
| E942G | 1¼ | 30 | 3.3 |
| E942H | 1½ | 25 | 3.3 |
| E942J | 2 | 30 | 5.4 |
| E942K | 2½ | 20 | 6.6 |
| E942L | 3 | 25 | 11.8 |
| E942N | 4 | 15 | 10.8 |

Terminal adapters




| Cat. No. | Size (in.) | Std. Ctn. | Std. Wt. (lbs.) |
|----------|------------|-----------|-----------------|
| E943E | ¾ | 125 | 4.2 |
| E943F | 1 | 50 | 3.0 |
| E943G | 1¼ | 25 | 4.1 |
| E943H | 1½ | 25 | 2.7 |
| E943J | 2 | 5 | 6.9 |
| E943K | 2½ | 20 | 6.3 |
| E943L | 3 | 45 | 16.6 |
| E943N | 4 | 15 | 11.7 |

Bell ends (Schedule 40)



| Cat. No. | Size (in.) | Std. Ctn. | Std. Wt. (lbs.) |
|----------|------------|-----------|-----------------|
| E997F | 1 | 50 | 2.6 |
| E997G | 1¼ | 35 | 2.5 |
| E997H | 1½ | 30 | 2.5 |
| E997J | 2 | 10 | 4.8 |
| E997K | 2½ | 10 | 2.0 |
| E997L | 3 | 10 | 10.0 |
| E997N | 4 | 30 | 16.0 |

Plugs




| Cat. No. | Size (in.) | Std. Ctn. | Std. Wt. (lbs.) |
|----------|------------|-----------|-----------------|
| P258H | 1½ | 50 | 1.7 |
| P258JT | 2 | 60 | 3.1 |
| P258K | 2½ | 25 | 1.5 |
| P258LT | 3 | 30 | 3.4 |
| P258NT | 4 | 48 | 8.3 |


Elbows, sweeps and accessories

P&C duct adapters


Male adapter

| | Cat. No. | Size (in.) | Std. Ctn. |
|-----------------------------------------------------------------------------------|----------|------------|-----------|
|  | E943F | 1 | 50 |
| | E943H | 1½ | 25 |
| | E943J | 2 | 50 |
| | E943L | 3 | 50 |
| | E943N | 4 | 20 |
| | E943P | 5 | 5 |
| | E943R | 6 | 10 |


Female adapter

| | Cat. No. | Size (in.) | Std. Ctn. |
|------------------------------------------------------------------------------------|----------|------------|-----------|
|  | E942F | 1 | 50 |
| | E942H | 1½ | 25 |
| | E942J | 2 | 30 |
| | E942L | 3 | 25 |
| | E942N | 4 | 15 |
| | E942P | 5 | 8 |
| | E942R | 6 | 6 |

P&C duct swedge reducer (male x male)


| | Cat. No. | Size (in.) | Std. Ctn. |
|-------------------------------------------------------------------------------------|----------|------------|-----------|
|  | E252LJ | 3 x 2 | 50 |
| | E252NJS | 4 x 2 | 25 |
| | E252NL | 4 x 3 | 25 |
| | E252PN | 5 x 4 | 20 |
| | E252RNS | 6 x 4 | 6 |
| | E252RP | 6 x 5 | 10 |

P&C duct cable marker


| | Cat. No. | Size (in.) | Std. Ctn. |
|-------------------------------------------------------------------------------------|----------|------------|-----------|
|  | E299JM | 2 x 42 | 1 |
| | E299JP | 2 x 56 | 1 |
| | E299JR | 2 x 78 | 1 |
| | E299LF | 3 x 36 | 1 |
| | E299LR | 3 x 60 | 1 |
| | E299NX7 | 4 x 84 | 1 |

P&C duct end bells


End bell

| | Cat. No. | Size (in.) | Std. Ctn. |
|-----------------------------------------------------------------------------------|----------|------------|-----------|
|  | E997F | 1 | 50 |
| | E997H | 1½ | 30 |
| | E997J | 2 | 40 |
| | E997L | 3 | 50 |
| | E997N | 4 | 30 |
| | E997P | 5 | 15 |
| | E997R | 6 | 10 |


Molded end bell

| | Cat. No. | Size (in.) | Std. Ctn. |
|-----------------------------------------------------------------------------------|----------|------------|-----------|
|  | E297J | 2 | 40 |
| | E297L | 3 | 50 |
| | E297N | 4 | 30 |
| | E297P | 5 | 15 |

Fabricated end bell

| | Cat. No. | Size (in.) | Std. Ctn. |
|-------------------------------------------------------------------------------------|----------|------------|-----------|
|  | E297JN | 2 x 4 | 25 |
| | E297LR | 3 x 6 | 20 |
| | E297NT | 4 x 10 | 15 |
| | E297PS | 5 x 8 | 10 |
| | E297PT | 5 x 10 | 10 |
| | E297RF | 6 x 5 | 10 |
| | E297RT | 6 x 10 | 6 |

Long-length end bell P&C duct


| | Cat. No. | Size (in.) | Std. Ctn. |
|-------------------------------------------------------------------------------------|----------|------------|-----------|
|  | E297RR | 6 (6 long) | 10 |

Conduit bodies and fittings


For use with Schedule 40 and 80 conduit




Meter offset

| | Cat. No. | Size (in.) | Std. Ctn. | Offset (in.) | A (in.) |
|-----------------------------------------------------------------------------------|----------|------------|-----------|--------------|---------|
|  | ▶ E995G | 1 1/4 | 15 | .758 | 4.230 |
| | ▶ E995J | 2 | 8 | .684 | 4.270 |


Offset

| | Cat. No. | Size (in.) | Std. Ctn. | Offset (in.) | Std. Wt. (lbs.) |
|------------------------------------------------------------------------------------|----------|------------|-----------|--------------|-----------------|
|  | ▶ E994D | 1/2 | .250 | 25 | 3 |
| | ▶ E994E | 3/4 | .250 | 25 | 3 |
| | ▶ E994F | 1 | .500 | 50 | 12 |

End bells


| | Cat. No. | Size (in.) | Std. Ctn. | Std. Wt. (lbs.) |
|-------------------------------------------------------------------------------------|----------|------------|-----------|-----------------|
|  | E997F | 1 | 50 | 2.6 |
| | E997G | 1 1/4 | 35 | 2.5 |
| | E997H | 1 1/2 | 30 | 2.5 |
| | E997J | 2 | 40 | 5.0 |
| | E997K | 2 1/2 | 30 | 2 |
| | E997L | 3 | 50 | 10 |
| | E997M | 3 1/2 | 40 | 11 |
| | E997N | 4 | 30 | 16 |
| | ▶ E997P | 5 | 15 | 8 |
| | ▶ E997R | 6 | 10 | 7 |
| | ▶ E997T | 8 | 3 | 15 |

End bells - Schedule 40 fabricated

| | Cat. No. | Size (in.) | Std. Ctn. | Std. Wt. (lbs.) |
|-------------------------------------------------------------------------------------|----------|------------|-----------|-----------------|
|  | ▶ E949J5 | 2 x 5 | 50 | 10 |
| | ▶ E949J6 | 2 x 6 | 25 | 12 |
| | ▶ E949JN | 2 x 4 | 25 | 7 |
| | ▶ E949JX | 2 x 8 | 12 | 7 |
| | ▶ E949LR | 3 x 6 | 20 | 21 |
| | ▶ E949N5 | 4 x 5 | 20 | 2 |
| | ▶ E949NR | 4 x 6 | 15 | 21 |
| | ▶ E949R5 | 6 x 5 | 12 | 27 |
| | ▶ E949RX | 6 x 8 | 6 | 17 |


Where a waterproof termination is required into any enclosure (metallic or non-metallic), install the neoprene washer over the threads of a terminal adapter before inserting into the enclosure. Use a standard locknut or threaded bushing to secure the assembly.

Flat sealing washers

| | Cat. No. | Size (in.) | Std. Ctn. |
|------------------------------------------------------------------------------------|----------|------------|-----------|
|  | ▶ E943DW | 1/2 | 125 |
| | ▶ E943EW | 3/4 | 125 |
| | ▶ E943FW | 1 | 100 |
| | ▶ E943GW | 1 1/4 | 50 |
| | ▶ E943HW | 1 1/2 | 50 |
| | E943JW | 2 | 25 |

PVC Locknuts



| | Cat. No. | Size (in.) | Std. Ctn. |
|--------------------------------------------------------------------------------------|----------|------------|-----------|
|  | ▶ LT9LD | 1/2 | 1200 |
| | ▶ LT9LE | 3/4 | 700 |
| | ▶ LT9LF | 1 | 600 |



Access pull elbows

| Cat. No. | Size (in.) | Std. Ctn. | A (in.) Typical | B (in.) Typical | C (in.) Typical | D (in.) Typical |
|----------|------------|-----------|-----------------|-----------------|-----------------|-----------------|
| E990D† | 1/2 | 75 | .852 | .836 | 2.187 | .718 |
| E990E† | 3/4 | 50 | 1.064 | 1.046 | 2.531 | .718 |

† Gasket included.

P&C Flex® conduit and fittings

Carlton® P&C Flex® corrugated flexible conduit

P&C Flex® conduit

| Cat. No. | Size (in.) | I.D. (in.) | O.D. (in.) | Pull Tape | Reel/Coil | Std. Ctn. (ft.) | Std. Wt. (lbs.) |
|-------------|------------|------------|------------|-----------|-----------|-----------------|-----------------|
| 11807-350* | ¾ | 0.83 | 1.040 | Empty | Coil | 350 | 39.9 |
| 1808-250C | 1 | 1.000 | 1.315 | Empty | Coil | 250 | 36.3 |
| 11808-5200 | 1 | 1.000 | 1.315 | Empty | Reel | 5200 | 1019.0 |
| 11809-900 | 1¼ | 1.340 | 1.660 | Empty | Reel | 900 | 243.0 |
| 11809-4500 | 1¼ | 1.340 | 1.660 | Empty | Reel | 4500 | 972.0 |
| 11810-250 | 1½ | 1.570 | 1.900 | Empty | Reel | 250 | 75.8 |
| 11810-4500 | 1½ | 1.570 | 1.900 | Empty | Reel | 4500 | 1080.0 |
| 11810T-2300 | 1½ | 1.570 | 1.900 | 1250 lb. | Reel | 2300 | 720.0 |
| 11810T-250 | 1½ | 1.570 | 1.900 | 1250 lb. | Reel | 250 | 78.0 |
| 11811-1100 | 2 | 2.045 | 2.375 | Empty | Reel | 1100 | 521.4 |
| 11811-250 | 2 | 2.045 | 2.375 | Empty | Reel | 250 | 87.0 |
| 11811-2500 | 2 | 2.045 | 2.375 | Empty | Reel | 2500 | 815.0 |
| 11811-500 | 2 | 2.045 | 2.375 | Empty | Reel | 500 | 201.6 |
| 11811-700 | 2 | 2.045 | 2.375 | Empty | Reel | 700 | 269.0 |
| 11811T-250 | 2 | 2.045 | 2.375 | 1250 lb. | Reel | 250 | 89.0 |
| 11812-250 | 2½ | 2.469 | 2.875 | Empty | Reel | 250 | 121.0 |
| 11812AG-001 | 2½ | 2.469 | 2.875 | Empty | Reel | 1300 | 516.1 |
| 11813-1200 | 3 | 3.068 | 3.500 | Empty | Reel | 1200 | 850.8 |
| 11813-250 | 3 | 3.068 | 3.500 | Empty | Reel | 250 | 192.0 |
| 11813-500 | 3 | 3.068 | 3.500 | Empty | Reel | 500 | 523.0 |
| 11813-750 | 3 | 3.068 | 3.500 | Empty | Reel | 750 | 554.3 |
| 11815-250 | 4 | 4.026 | 4.500 | Empty | Reel | 250 | 324.0 |
| 11815-800 | 4 | 4.026 | 4.500 | Empty | Reel | 800 | 778.4 |

*Pull tape not available for ¾" conduit.

P&C Flex® fittings

Couplings

| Cat. No. | Size (in.) | Std. Ctn. | Std. Wt. (lbs.) |
|----------|------------|-----------|-----------------|
| E940E | ¾ | 100 | 4.6 |
| E940F | 1 | 50 | 3.5 |
| E940G | 1¼ | 30 | 3.2 |
| E940H | 1½ | 25 | 3.4 |
| E940J | 2 | 30 | 5.3 |
| E940K | 2½ | 20 | 7.5 |
| E940L | 3 | 25 | 14.7 |
| E940N | 4 | 15 | 12.5 |



P&C Flex® fittings (continued)

Female adapters

| Cat. No. | Size (in.) | Std. Ctn. | Std. Wt. (lbs.) |
|----------|------------|-----------|-----------------|
| E942E | ¾ | 100 | 4.3 |
| E942F | 1 | 50 | 3.7 |
| E942G | 1¼ | 30 | 3.3 |
| E942H | 1½ | 25 | 3.3 |
| E942J | 2 | 30 | 5.4 |
| E942K | 2½ | 20 | 6.6 |
| E942L | 3 | 25 | 11.8 |
| E942N | 4 | 15 | 10.8 |



Terminal adapters

| Cat. No. | Size (in.) | Std. Ctn. | Std. Wt. (lbs.) |
|----------|------------|-----------|-----------------|
| E943E | ¾ | 125 | 4.2 |
| E943F | 1 | 50 | 3.0 |
| E943G | 1¼ | 25 | 4.1 |
| E943H | 1½ | 25 | 2.7 |
| E943J | 2 | 5 | 6.9 |
| E943K | 2½ | 20 | 6.3 |
| E943L | 3 | 45 | 16.6 |
| E943N | 4 | 15 | 11.7 |



Bell ends (Schedule 40)

| Cat. No. | Size (in.) | Std. Ctn. | Std. Wt. (lbs.) |
|----------|------------|-----------|-----------------|
| E997F | 1 | 50 | 2.6 |
| E997G | 1¼ | 35 | 2.5 |
| E997H | 1½ | 30 | 2.5 |
| E997J | 2 | 10 | 4.8 |
| E997K | 2½ | 10 | 2.0 |
| E997L | 3 | 10 | 10.0 |
| E997N | 4 | 30 | 16.0 |



Plugs

| Cat. No. | Size (in.) | Std. Ctn. | Std. Wt. (lbs.) |
|----------|------------|-----------|-----------------|
| P258H | 1½ | 50 | 1.7 |
| P258JT | 2 | 60 | 3.1 |
| P258K | 2½ | 25 | 1.5 |
| P258LT | 3 | 30 | 3.4 |
| P258NT | 4 | 48 | 8.3 |

