




2016 Residential Buyer's Guide

Quality wiring devices for new construction,
renovation or replacement in any home

EATON

Powering Business Worldwide



Energizing a world that demands more.

We deliver:

- **Electrical solutions** that use less energy, improve power reliability and make the places we live and work safer and more comfortable
- **Hydraulic and electrical solutions** that enable machines to deliver more productivity without wasting power
- **Aerospace solutions** that make aircraft lighter, safer and less costly to operate, and help airports operate more efficiently
- **Vehicle drivetrain and powertrain solutions** that deliver more power to cars, trucks and buses, while reducing fuel consumption and emissions

Discover today's Eaton.

Powering business worldwide

As a global power management company, we help customers worldwide manage the power needed for buildings, aircraft, trucks, cars, machinery and businesses.

Eaton's innovative technologies help customers manage electrical, hydraulic and mechanical power more reliably, efficiently, safely and sustainably.

We provide integrated solutions that help make energy, in all its forms, more practical and accessible.

With 2014 sales of \$22.6 billion, Eaton has approximately 100,000 employees around the world and sells products in more than 175 countries.

Eaton.com

EATON

Powering Business Worldwide

Table of contents



Residential products overview	2-3	Section D – Data & connectivity	
How to use this catalog	4-5	Modular connectivity points	D-2
Section A – Lighting controls		Multimedia wallplates	D-6
Z-wave wireless collection	A-2	Connectivity points	D-10
Aspire design collection	A-14	MediaSync tools & accessories	D-15
Dimmers & lighting controls	A-22	Section E – Surge protection	
Occupancy & vacancy sensors	A-32	Surge protection	E-2
Timers	A-38	Surge protection receptacles	E-3
Dimensional data	A-42	Surge protection devices & lighting arresters	E-4
Section B – Wiring devices		Surge protection devices	E-5
Switches	B-2	Section F – Accessories	
Combination devices	B-12	Taps & adapters	F-2
USB receptacles	B-14	Accessories	F-3
Receptacles	B-20	Section G – Technical references	
GFCIs	B-30	NEMA straight blade configurations	G-2
Power devices	B-36	Power devices cross reference	G-3
Plugs & connectors	B-46	Common industry information	G-4
Lampholders	B-56	Wire and cable information	G-9
Dimensional data	B-68	Wiring & coverage diagrams	G-10
Section C – Wallplates & weather protective covers		Lighting control basics	G-18
Wallplates	C-2	Panel cutout dimensional data	G-20
Wallplate material information	C-4	NAFTA compliant	G-21
Wallplate quick reference guide	C-5		
Wallplate dimensional information	C-7	Index	
Standard size wallplates	C-9		
Mid-size wallplates	C-16		
Oversize wallplates	C-23		
Wallplate accessories	C-25		
Weather protective covers	C-26		
While-in-use weather protective covers	C-28		
Non-metallic weather protective covers	C-29		

Residential products

Energy saving lighting controls

Address growing “green” aspirations and create ambiance in any space with energy saving home automation & lighting controls

Wiring devices for every need, home-wide

Functionality is paramount in the modern home—our wiring devices provide reliable service, compliance and solutions

Lighting controls



Z-wave wireless collection



Aspire design collection



Dimmers & lighting controls



Occupancy & vacancy sensors



Timers

Wiring devices



Switches



Combination devices



USB receptacles



Receptacles



GFCIs




Power devices



Plugs & connectors



Lampholders



Finish off wiring device installations perfectly

Décor-savvy homeowners require high-quality modern wallplates & covers to complete the job





Flexible home media connectivity

Systems that equip homes for today's digitally rich lifestyle with integrated voice, video and data services




Complete home surge protection

Completely protect your home from surges from the load center till the "point-of-use"

Wallplates & weather protective covers


	
Wallplates	Wallplate accessories
	
While-in-use boxes	Weather protective covers

Data & connectivity

	
Modular connectivity	Multimedia wallplates
	
Connectivity points	

Surge protection

	
Surge protection receptacles	Surge protection adapters
	
Devices	



How to use this catalog

Eaton's Wiring Devices residential buyer's guide has been created with you in mind! We've developed this guide to speed your access to all of the product and data you need quickly and efficiently.

Section opener

The beginning of each section provides an overview of the families each section contains



Visual reference of each family contained in the section with page numbers

Family introduction

Each family introduction provides an overview of the different product groupings within the family, available colors, key features, and specialty solutions



Product groupings within family with page numbers

Key product features

Product solutions for today's special needs and where to find them in the catalog

Available colors in this family

Product catalog pages

Where you are in the catalog appears in the top bar


Features of the products on this page

Description & ordering information



Dimensional data pages

Lists the dimensions of the products within that section; in the case of wallplates, shows the necessary spacing and mounting dimensional information



NEMA chart index

Located in the Technical Reference section, the NEMA chart allows you to search and identify the product you need by applicable NEMA configuration



Alphanumeric index

Located at the back of the buyer's guide, the alphanumeric index allows you to quickly locate a specific catalog item's page number

How to use this catalog

B
Receptacles

Decorator standard grade receptacles

Product description
2-pole, 3-wire grounding
15A & 20A, 125V/AC

Design features

- Tamper resistant receptacles provide compliance with 2014 NEC® Article 406.12 which states that all 15A and 20A, 125V/AC receptacles installed in dwelling units must be tamper resistant
- Longer, wider strap provides 40% more contact area to wall board, virtually eliminating floating installations
- Patented built-in wire stripper for #14 and #12 AWG wire to speed installation
- Push-in terminals accept #14 AWG solid wire for quick installation
- Patented built-in wire looper for pre-looping
- High impact-resistant thermoplastic face and back body eliminates breakage
- Double-wipe ground contacts ensure long-term ground retention
- Easy access split circuit break-off tab
- Tri-combo screws accept Slotted, Phillips, and Robertson-head tools for installation flexibility
- Terminal screws backed out and ready for wiring
- Side wire terminals accept up to #10 AWG solid wire

Decorator tamper resistant duplex receptacles

Rating	VAC	Description	Color suffix	Catalog no.
15	125	Tamper resistant NEMA 5-15R decorator duplex receptacle, side & push wire	A, B, BK, GY, LA, V, W	□ TR1107_...
		Auto-grounding tamper-resistant NEMA 5-15R decorator duplex receptacle, side & push wire	A, B, BK, LA, V, W	□ TR1107-9_...
20	125	NEMA 5-20 tamper resistant decorator duplex receptacle, side wire only	A, B, BK, GY, LA, V, W	□ TR1307_...

UL Listed to UL498; File no. E1505R; NOM certified

Decorator duplex receptacles

Rating	VAC	Description	Color suffix	Catalog no.
15	125	NEMA 5-15R decorator duplex receptacle, side & push wire	A, B, BK, GY, LA, V, W	□ 1107_...
		Auto-grounding NEMA 5-15R decorator duplex receptacle, side & push wire	A, BK, LA, V, W	□ 1107-9_...

Listed to UL498; file no. E1505R; CSA certified to C22.2, no. 42; NOM certified

Color ordering information:
For ordering devices, include Catalog no., followed by the Color suffix: A (Almond), B (Brown), BK (Black), GY (Gray), LA (Light Almond), V (Ivory), W (White)

A

B

BK

GY

LA

V

W

(Almond) (Brown) (Black) (Gray) (Lt. Almond) (Ivory) (White)

Dimensional information: B-60, B-60 **Specification information:** Please visit www.cooperwiringdevices.com
Compliances, specifications and availability are subject to change without notice.

Indicates NAFTA compliant - Page G-21 RoHS compliant - Page G-21

Tamper resistant

Color coded for easy section location

Catalog section & family

NEMA configuration(s)

Configurations & ratings of devices on this page

Features of products on this page

Product sub-group

Testing and compliance


Item description

Rating and wiring type


Product image

Category identifier denotes available options and NAFTA & RoHS compliance


Color ordering information



TR1107-9



1107



5-15R 5-20R

Products that are identified as NAFTA compliant may qualify under the Buy American Act program guidelines. Consult specific project guidelines and compliance requirements to assure suitability for your project needs. See page G-21 for more information.

We are committed to an ongoing program of product innovation, development and improvement. Therefore, data in this catalog, including product availability, specifications and compliances are subject to change without notice. For specific product inquiries, contact techsupport@cooperwiringdevices.com.

www.eaton.com
www.eaton.com/wiringdevices

EATON 2016 Residential Buyers Guide

5

SECTION
A



Lighting Controls

Experience the ultimate in lighting controls with innovative technology and style from Eaton's Wiring Devices. Bridging state-of-the-art lighting control with contemporary aesthetics, Eaton's line of wallbox dimmers, occupancy sensors, architectural and wireless devices can reduce energy usage, improve ambiance and enhance the elegance of a room.



**Z-Wave
wireless collection**
A-2



**Aspire design
collection**
A-14



**Dimmers & lighting
controls**
A-22



**Occupancy &
vacancy sensors**
A-32



Timers
A-38


Z-Wave® wireless collection

Experience the elegance of sophisticated design combined with robust, reliable, and scalable wireless technology. Set the mood for family movies, entertaining friends, or a romantic dinner by controlling lighting, thermostats, and even appliances.




Z-Wave wireless collection

Z-Wave controllers, accessories & keypads




A-4–A-6

Z-Wave smart dimmers



A-7

Z-Wave switches



A-9

Z-Wave receptacles



A-10

Z-Wave lighting control accessories



A-11

Z-Wave wireless collection colors

Aspire colors:



Alpine White



Desert Sand



Silver Granite



White Satin

Decorator colors:



Black



Lt. Almond



White

The Eaton Z-Wave difference

- Great for new construction or remodeling; no new wiring is needed
- Versions with no neutral are great for remodeling/retrofit applications
- Powered by Z-Wave® technology; compatible with other Z-Wave networked devices
- Control over 200 devices with a single controller locally or via a computer remotely
- Each device in the network can be personalized for easy reference
- Simple and intuitive programming
- Pre-programmed settings provide energy savings and comfort
- Programmable rapid and delayed fading
- Wall-mounted devices available in seven color finishes
- One Z-Wave switch or dimmer can control up to five Z-Wave devices
- Turn lights ON and OFF and adjust the light intensity to create any mood or environment with a single touch on one of the Z-Wave controllers
- LED light-level display that is visible in full daylight and dims in intensity when lights are turned OFF
- Add non-Z-Wave household items to the network by plugging them into Z-Wave receptacles
- Line of Title 24 compliant dimmers



Specific Z-Wave wireless solutions for today's needs




Energy savings

Z-Wave facilitates "going green" by providing products that help you reduce your energy usage while improving ambiance and enhancing the elegance of the rooms.

See pages A-4 to A-11



RF9540-NAW



Safety & security

Arrive home to a well-lit house, create a safe lighted pathway as you enter the home with the touch of a button, or create a "lived-in" look to enhance security when you are away.

See pages A-4 to A-11



RFWC5WS



Convenience & automation

Add comfort with preprogrammed settings, create any lighting scenario or control appliances house-wide with intelligent wireless technology and a wide range of device solutions.

See pages A-4 to A-11



Shown:
RFHDCSG

Wireless Z-Wave controllers

Product description

Primary or secondary Z-Wave controllers
AA batteries or 120V/AC 5V/DC power supply
120-240V, 50/60Hz power supply



RFHDCSG

Design features - RFHDCSG

- Network is controlled using Z-Wave technology
- One is required per job for commissioning or system modification
- Provides seamless integration working with all Z-Wave Collection components and a comprehensive array of third party devices
- Easy user-interface guides user step by step through the installation process
- Handheld controller offers unique one-touch keypad options for lighting scenes and sequences
- Handheld controller offers All ON, All OFF and panic buttons for energy savings and security functions
- Control your Z-Wave network from any location using a handheld controller
- Handheld controller is a fan-less, diskless design for ultimate mechanical reliability

Handheld controllers **FC**

Description	Catalog no.
Handheld controller, battery operated (2 AA batteries)	<input type="checkbox"/> RFHDCSG
Complies with FCC Part 15, Class B; Z-Wave compliant certified	

Dimensional information: A-41 **Specification information:** Please visit www.eaton.com/wiringdevices
Compliances, specifications and availability are subject to change without notice.


Anyplace Z-Wave battery operated switch and combination kits

Product description

15A 120V/AC, 60Hz (in wall devices and plug-in module)

Design features

- Conveniently add a switch wherever you need it - no need for additional wiring
- Can be used in combination with Z-Wave switches, dimmers and receptacles
- Can be used in existing Z-Wave network or as a stand-alone controller
- Controls up to 5 Z-Wave devices
- Eliminates the need for a separate controller
- Mounts on any flat surface for additional convenience
- Includes 2 CR2025 batteries
- Includes 2 pieces of double-sided tape as well as mounting screws and anchors for maximum installation flexibility
- Available in Aspire and decorator styles



Anyplace switch with RF switch



Anyplace switch with RF dimmer



Anyplace switch with RF receptacle



Anyplace switch with RF module

Combination kits available in decorator (shown) and Aspire series. Anyplace switch includes screwless wallplate.

Anyplace RF battery operated combination kits



Description	Series	Color	Catalog No.
Anyplace switch (RF9575DW) w/Z-Wave switch (RF9501DW)	Decorator	DW	<input type="checkbox"/> RFAS01DW
Anyplace switch (RF9575DW) w/Z-Wave dimmer (RF9540-NDW)	Decorator	DW	<input type="checkbox"/> RFAS40DW
Anyplace switch (RF9575DW) w/Z-Wave receptacle (RFTR9505-TAW)	Decorator	DW	<input type="checkbox"/> RFAS05DW
Anyplace switch (RF9575DW) w/Z-Wave appliance module (RFAPM)	Decorator	DW	<input type="checkbox"/> RFASAPMDW
Anyplace switch (RF9575DW) w/Z-Wave lamp dimming module (RFLDM)	Decorator	DW	<input type="checkbox"/> RFASLDMDW
Anyplace switch (RF9575AW) w/Z-Wave switch (RF9501AW)	Aspire	AW	<input type="checkbox"/> RFAS01AW
Anyplace switch (RF9575AW) w/Z-Wave dimmer (RF9540-NAW)	Aspire	AW	<input type="checkbox"/> RFAS40AW
Anyplace switch (RF9575AW) w/Z-Wave receptacle (RFTR9505-TAW)	Aspire	AW	<input type="checkbox"/> RFAS05AW
Anyplace switch (RF9575AW) w/Z-Wave appliance module (RFAPM)	Aspire	AW	<input type="checkbox"/> RFASAPMAW
Anyplace switch (RF9575AW) w/Z-Wave lamp dimming module (RFLDM)	Aspire	AW	<input type="checkbox"/> RFASLDMAW

Complies with: FCC, cULus, ANCE, NOM certified

Anyplace Switch



Description	Aspire color suffix	Decorator color suffix	Catalog no.
Battery operated anyplace switch	AW, DS, SG, WS	DBK, DLA, DW	<input type="checkbox"/> RF9575__

Complies with: FCC, cULus, NOM/ANCE certified

Color ordering information:

For ordering devices, include Catalog no. followed by the Color suffix: AW (Alpine White), DS (Desert Sand), SG (Silver Granite), WS (White Satin), DBK (Decorator Black), DLA (Decorator Light Almond), DW (Decorator White)

Aspire series color options:

AW	AW	DS	DS	SG	SG	WS	WS
(Alpine White)		(Desert Sand)		(Silver Granite)		(White Satin)	

Decorator series color options:

DBK	DLA	DW
(Decorator Black)	(Decorator Light Almond)	(Decorator White)

Compliances, specifications and availability are subject to change without notice.

Z-Wave scene control keypads

Product description

5-Scene control
60Hz, 120V/AC

Design features

- Activates scenes associated with Z-Wave devices and other Z-Wave compliant devices
- Provides individual scene DIM/BRIGHT function by pressing and holding any active (ON) scene's button
- Stores up to 5 scenes for activation (ON/OFF)
- Fits standard-sized wallbox and utilizes existing 120V/AC 60Hz wiring (neutral required)
- Oval side button provides easy access for turning off all devices associated with scene keypad
- Blue LED provided on each button for scene status notification
- Blue LEDs provide location feature by dimming when scene has been deactivated
- Transfer function on primary controllers allows user to easily copy scene information from controller to each button on scene keypad
- Patented indicator system alerts if scene keypad is not set up in the network
- Aesthetically matches the Aspire design collection and compatible with Aspire screwless wallplates for a unified look across Z-Wave and traditional devices



RFWC5WS

Wall mount 5-scene keypad



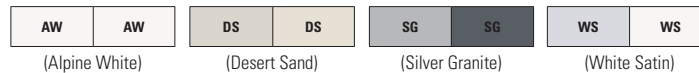
Rating		Description	Aspire color suffix	Decorator color suffix	Catalog no.
Hz	V/AC				
60	120	Wall mount 5-button keypad	AW, DS, SG, WS	DBK, DLA, DW	□ RFWC5__
		5-button keypad kit	AW, DS, SG, WS	DBK, DLA, DW	□ RFWC5K__

Complies with FCC Part 15, Class B; CULus Listed to UL1472, file no. E47967, certified to CSA C22.2 no. 187.1, NOM certified

Color ordering information:

For ordering devices, include Catalog no. followed by the Color suffix: AW (Alpine White), DS (Desert Sand), SG (Silver Granite), WS (White Satin), DBK (Decorator Black), DLA (Decorator Light Almond), DW (Decorator White)

Aspire series color options:



Decorator series color options:



Dimensional information: A-41 **Specification information:** Please visit www.eaton.com/wiringdevices
Compliances, specifications and availability are subject to change without notice.

Z-Wave all load smart dimmers

Product description

Single-pole, 3-way, multi-location
120V/AC, 60Hz

Rated for all common lighting loads—dimmable LED, dimmable CFL, INC/HAL, ELV, MLV, FLR

Design features

- Rated for use with 300W of dimmable LED or CFL, and 600W of incandescent, magnetic low-voltage, electronic low-voltage and dimmable fluorescent
- Adjustable low-end and high-end dimming range to prevent lamp flickering
- Selectable rapid start feature to ensure lamp start-up at low preset light levels
- No de-rating required in multi-gang installations
- Compatible with Z-Wave accessory dimmer (RF9542-Z) for wireless 3-way control, eliminating the need for traditional 3-way wiring or dedicated traveller wire
- Can be associated with up to 5 other devices
- Air-gap switch disconnects power from load forcing an OFF condition
- Neutral wire required for installation
- Decorator and Aspire style products offer the same functionality with two distinct styles
- Electro-mechanical push pad for ON/OFF operation with separate DIM/BRIGHT bar
- Seven step blue LED display alongside push pad indicates selected light level and reduces brightness when OFF (nightlight feature)
- Programmable rapid and delayed fading up to 4 minutes (default is 10 seconds)
- Adjustable ramp rate (up to 4 minutes) for safety and convenience
- Child lockout feature
- Pressing and holding push pad for 2 seconds brings light to full brightness without affecting preset levels
- Title 24 compliant



RF9540-NAW



RF9540-NDW

Z-Wave all load smart dimmer master



Rating W/AC	Rating V/AC	Rating Hz	Compatible lamp types	Description	Aspire color suffix	Decorator color suffix	Catalog no.	TITLE 24
300	120	60	Dimmable LED/CFL	Z-Wave smart dimmer master, single-pole/multi-location with presets and LEDs, neutral required	AW, DS, SG, WS	DBK, DLA, DW	□ RF9540-N__	•
600	120	60	INC, ELV, MLV, FLR					

Complies with Z-Wave, FCC, cULus, NOM certified

Rated for all common lighting loads

- Dimmable Compact Fluorescent (CFL)
- Dimmable Light-Emitting Diodes (LED)
- Electronic & Magnetic Low-Voltage (ELV/MLV)
- Incandescent/Halogen (INC/HAL)
- Fluorescent (FLR)

Color ordering information:

For ordering devices, include Catalog no. followed by the Color suffix: AW (Alpine White), DS (Desert Sand), SG (Silver Granite), WS (White Satin), DBK (Decorator Black), DLA (Decorator Light Almond), DW (Decorator White)

Aspire series color options:

AW	AW	DS	DS	SG	SG	WS	WS
(Alpine White)		(Desert Sand)		(Silver Granite)		(White Satin)	

Decorator series color options:

DBK	DLA	DW
(Decorator Black)	(Decorator Light Almond)	(Decorator White)

Derated information: G-19 **Dimensional information:** A-42 **Specification information:** Please visit www.eaton.com/wiringdevices
Compliances, specifications and availability are subject to change without notice.

Indicates Title 24 compliant - Page G-4

Z-Wave smart dimmers

Product description

Single-pole, 3-way, multi-location
600W or 1000W; 60Hz, 120V/AC
Incandescent/halogen, magnetic low-voltage, electronic low-voltage, fluorescent

Design features

- Turn lights ON and OFF and adjust the light intensity to create any mood or environment with a single touch on one of the Aspire Z-Wave controllers
- Versions with no neutral are ideal for remodeling/retrofit applications
- Electro-mechanical push pad for ON/OFF operation with separate DIM/BRIGHT bar
- LED light-level display for presetting illumination levels and master/accessory units for multi-location control
- Amber LED at bottom of LED display indicates ON/OFF load status
- Seven step blue LED display indicates selected light level—and reduces brightness when OFF (location feature)
- Z-Wave accessory RF9542 works with no neutral Z-Wave dimmers to provide traditional multi-location control for up to 3 additional locations using traditional 3-way traveler wires
- All Z-Wave master dimmers can be used for multi-location control with the RF9542-Z and RF9575
- Can be associated with up to 5 other devices
- All-ON/All-OFF capability
- Panic mode capability
- Patented indicator system alerts if dimmer is not set up in the network
- Title 24 compliant



RF9536-NDW



RF9537-NDBK



RF9542-ZDS

Smart dimmer system master & accessories



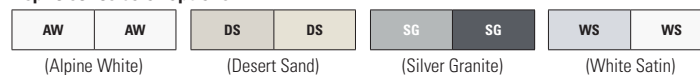
Rating			Description	Aspire color suffix	Decorator color suffix	Catalog no.	TITLE 24
W/AC	V/AC	Hz					
600	120	60	Z-Wave smart dimmer, incandescent (no neutral required)	AW, DS, SG, WS	DBK, DLA, DW	<input type="checkbox"/> RF9534__	•
1000	120	60	Z-Wave smart dimmer, incandescent/magnetic low voltage	AW, DS, SG, WS	DBK, DLA, DW	<input type="checkbox"/> RF9536-N__	•
			Z-Wave smart dimmer, incandescent (no neutral required)	AW, DS, SG, WS	DBK, DLA, DW	<input type="checkbox"/> RF9536__	•
			Z-Wave smart dimmer, electronic low voltage	AW, DS, SG, WS	DBK, DLA, DW	<input type="checkbox"/> RF9537-N__	•
120	60	60	Z-Wave accessory w/LEDs, compatible with Z-Wave master dimmers (neutral required)	AW, DS, SG, WS	DBK, DLA, DW	<input type="checkbox"/> RF9542-Z__	
			Non-RF accessory w/LEDs, compatible only with RF9534 & RF9536 (no neutral required)	AW, DS, SG, WS	DBK, DLA, DW	<input type="checkbox"/> RF9542__	

*RF9575 Anyplace switch can also be used as accessory dimmer with Z-Wave master dimmer for hassle free installation
Complies with Z-Wave, FCC (except RF9542), cULus, NOM certified

Color ordering information:

For ordering devices, include Catalog no. followed by the Color suffix: AW (Alpine White), DS (Desert Sand), SG (Silver Granite), WS (White Satin), DBK (Decorator Black), DLA (Decorator Light Almond), DW (Decorator White)

Aspire series color options:



Decorator series color options:



Dimensional information: A-41 **Specification information:** Please visit www.eaton.com/wiringdevices

Compliances, specifications and availability are subject to change without notice.

TITLE 24 Indicates Title 24 compliant - Page G-4

Z-Wave switches

Product description

Single-pole, 3-way, multi-location
8A or 15A, 60 Hz, 120V/AC
LED, CFL, incandescent/halogen, magnetic low-voltage, electronic low-voltage, fluorescent

Design features

- Compatible with Z-Wave accessory switch (RF9517) for wireless 3-way control eliminating the need for traditional 3-way wiring (up to 5 locations)
- Electro-mechanical push button for ON/OFF operation
- Blue LED illuminates to indicate ON/OFF status
- RF9518 is compatible with RF9520 for use with traditional 3-way traveller wires
- RFI filtering for radio, audio, and video equipment
- Patented indicator system alerts if switch is not set up in the network
- Can be associated with up to 5 other devices
- Programmable delayed OFF mode (up to 4 minutes), default is 10 seconds
- Child lockout feature
- All-ON/All-OFF capability
- Panic mode capability
- Configurable “Power ON status” (ON/OFF/last level)
- The Aspire design collection is compatible with Aspire screwless wallplates for a unified look across Z-Wave and traditional devices



RF9501AW



RF9501DW



RF9518DBK



RF9500AW

Switches



A	Rating		Description	Aspire color suffix	Decorator color suffix	Catalog no.
	V/AC	Hz				
15	120	60	Z-Wave switch 15A single-pole; LED, CFL, incandescent, magnetic low-voltage, electronic low-voltage, fluorescent	AW, DS, SG, WS	DBK, DLA, DW	<input type="checkbox"/> RF9501__
8	120	60	Z-Wave switch 8A single-pole, no neutral required, incandescent only	AW, DS, SG, WS	DBK, DLA, DW	<input type="checkbox"/> RF9518__
			Accessory Z-Wave switch, compatible with RF9501 and RF9518			
8	120	60	Non-RF accessory switch, compatible with RF9518 only	AW, DS, SG, WS	DBK, DLA, DW	<input type="checkbox"/> RF9520__
			Z-Wave battery operated switch			
			Multi-gang adaptor for use with RF9500 & RF9575			<input type="checkbox"/> RFB522__

*RF9575 anyplace switch can also be used as accessory switch with Z-Wave master switches for hassle free installation
Complies with FCC Part 15, Class B; CULus Listed to UL1472, file no. E47967, certified to CSA C22.2 no. 187.1; NOM certified

Color ordering information:

For ordering devices, include Catalog no. followed by the Color suffix: AW (Alpine White), DS (Desert Sand), SG (Silver Granite), WS (White Satin), DBK (Decorator Black), DLA (Decorator Light Almond), DW (Decorator White)

Aspire series color options:

AW	AW	DS	DS	SG	SG	WS	WS
(Alpine White)		(Desert Sand)		(Silver Granite)		(White Satin)	

Decorator series color options:

DBK	DLA	DW
(Decorator Black)	(Decorator Light Almond)	(Decorator White)

Dimensional information: A-41 **Specification information:** Please visit www.eaton.com/wiringdevices
Compliances, specifications and availability are subject to change without notice.

Z-Wave duplex receptacles

Product description

2-pole, 3-wire grounding
15A, 125V/AC




5-15R



RFTR9505-TDS



Design features

- Tamper resistant receptacles provide compliance with 2014 NEC® Article 406.12 which states that all 15A and 20A, 125V/AC receptacles installed in dwelling units must be tamper resistant 
- Offers UL Listed safety shutter system that prevents insertion of foreign objects into receptacle
- TR designation on face of device makes it easy to identify at a glance
- Electro-mechanical push button located at center of device for inclusion and ON/OFF operation
- Center blue LED illuminates to indicate ON/OFF status
- Provides wireless control of one outlet leaving the other one for normal use
- Child lockout feature
- Ability to be controlled remotely by other Z-Wave devices through association
- All-ON/All-OFF inclusion
- Panic mode capability
- Patented indicator system alerts if receptacle is not set up in the network
- Configurable "Power ON status" (ON/OFF/last level)
- Pre-stripped wire leads for ease of installation

Receptacles

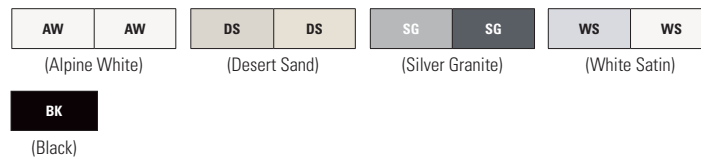


Rating		Description	Color suffix	Catalog no.
A	V/AC			
15	125	Tamper resistant NEMA 5-15R split control duplex receptacle, wire leads	AW, BK, DS, SG, WS	<input type="checkbox"/> RFTR9505-T_

Complies with FCC Part 15, Class B; cULus Listed to UL38DS, file no. E325082; NOM certified

Color ordering information:

For ordering devices, include Catalog no. followed by the Color suffix: AW (Alpine White), DS (Desert Sand), SG (Silver Granite), WS (White Satin), BK (Black)



Dimensional information: A-41 **Specification information:** Please visit www.eaton.com/wiringdevices
Compliances, specifications and availability are subject to change without notice.

 Tamper resistant

Z-Wave lighting control accessories



1-15R

Product description

2-pole, 2-wire non-grounding
300W, 15A 120V/AC
600W, 120V/AC



RFLDM



RFAPM

Design features

- Provides an upgrade for any standard receptacle with a plug-in lamp dimming module to control the light level of any lamp, or a switch module for ON/OFF operation
- Lamp dimming module's sensing feature allows lamp to be turned ON manually using the lamp's switch or the integrated ON/OFF button
- Lamp dimming module provides polarized 300W-120VAC NEMA 1-15R receptacle for use with incandescent lamps
- Lamp dimming module's electro-mechanical push button located on side of device for inclusion and ON/OFF/DIM/BRIGHT operation
- Lamp dimming module offers an adjustable ramp rate (up to 4 minutes)
- Appliance switch module provides 120V/AC NEMA 1-15R receptacle for use with a wide variety of lamps
- Appliance switch module's electro-mechanical push button located on side of device for inclusion and ON/OFF operation
- Modules can be controlled remotely by other Z-Wave devices through association of up to 5 devices
- Quiet relay switching for smooth operation
- Amber LED indicates ON/OFF load status
- Single button programming
- Can be included in scenes
- Child lockout feature
- All-ON/All-OFF inclusion
- Panic mode capability
- Patented indicator system alerts if module is not set up in the network
- Configurable "Power ON status" (ON/OFF/last level)
- Power failure memory

Plug-in lamp dimming module

A	Rating W	V/AC	Description	Color	Catalog no.
15	300	120	Plug-in lamp dimming module	W	<input type="checkbox"/> RFLDM

Complies with FCC Part 15, Class B; cULus Listed to UL244A, file no. E325082

Plug-in appliance switch module

A	Rating W	V/AC	Description	Color	Catalog no.
15	600	120	Plug-in switch appliance module	W	<input type="checkbox"/> RFAPM

Complies with FCC Part 15, Class B; cULus Listed to UL244A, file no. E325082

Color ordering information:

W (White)



(White)

Dimensional information: A-41 **Specification information:** Please visit www.eaton.com/wiringdevices
Compliances, specifications and availability are subject to change without notice.

Aspire coordinating screwless wallplates

Product description

Mid-size thermoplastic

Design features

- Available in three colors to coordinate with the rest of the Z-Wave product line: Desert Sand, Silver Granite and White Satin (select White Satin wallplates for Alpine White devices)
- Screwless wallplates clip smoothly into place with gentle pressure
- Clearly marked top edges make mounting wallplates easy to orient and attach
- Virtually unbreakable polycarbonate construction
- Standard decorator style opening
- Mid-size to cover wall imperfections and large wallboard openings
- Wallplates appear to float freely on the surface of the wall, framing every device beautifully
- Screw-catch feature holds backplate mounting screws captive for ease of installation



9521



9522

Mid-size screwless wallplates



Description	Color suffix	Catalog no.
1-gang Aspire wallplate	DS, SG, WS	□ 9521__
2-gang Aspire wallplate	DS, SG, WS	□ 9522__
3-gang Aspire wallplate	DS, SG, WS	□ 9523__
4-gang Aspire wallplate	DS, SG, WS	□ 9524__
5-gang Aspire wallplate	DS, SG, WS	□ 9525__
6-gang Aspire wallplate	DS, SG, WS	□ 9526__

cULus Listed to UL5154D, file no. E33216

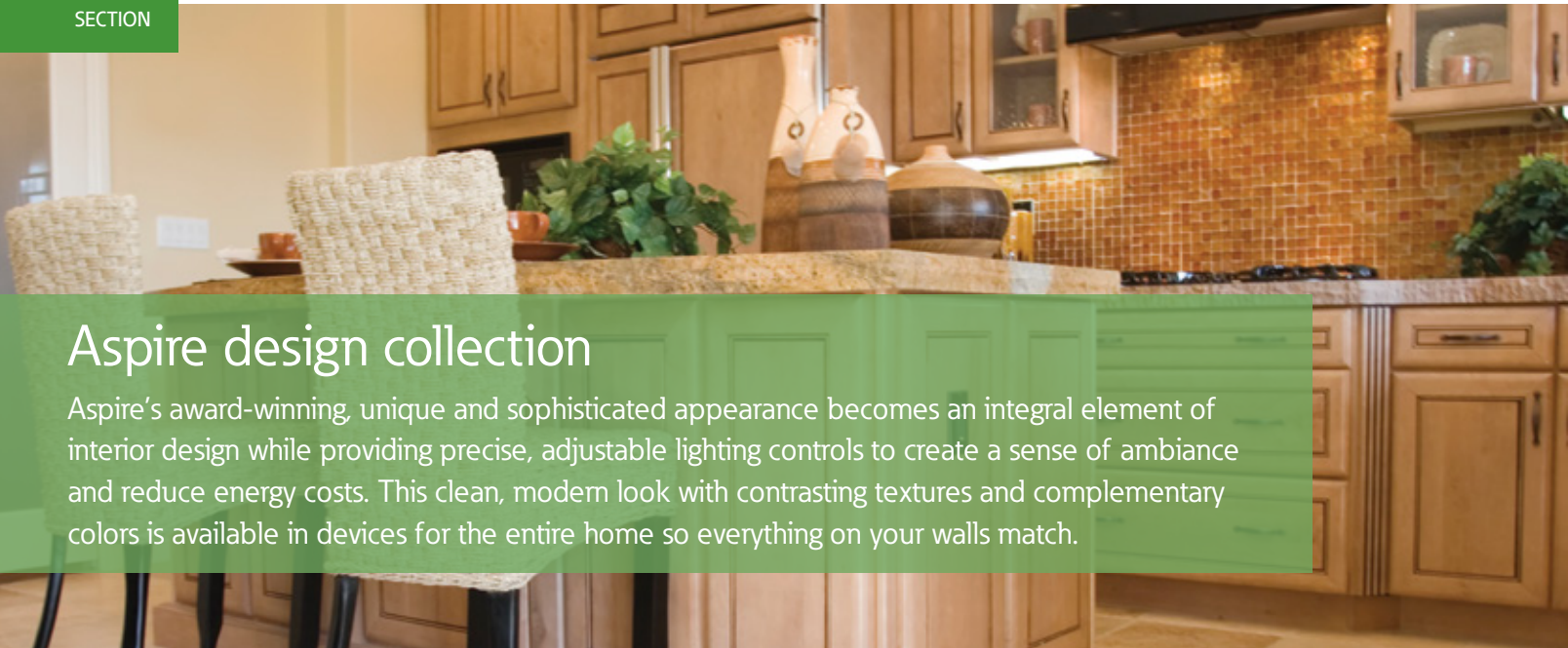
Color ordering information:

For ordering devices, include Catalog no. followed by the Color suffix: DS (Desert Sand), SG (Silver Granite), WS (White Satin)



Specification information: Please visit www.eaton.com/wiringdevices
Compliances, specifications and availability are subject to change without notice.





Aspire design collection


Aspire's award-winning, unique and sophisticated appearance becomes an integral element of interior design while providing precise, adjustable lighting controls to create a sense of ambiance and reduce energy costs. This clean, modern look with contrasting textures and complementary colors is available in devices for the entire home so everything on your walls match.

Features & benefits

- Available in three distinctive, two-tone color combinations: White Satin, Desert Sand and Silver Granite, plus single-tone Alpine White
- All products are designed for ease of installation
- Award-winning architectural design that becomes an integral element of décor
- 4 coordinating color and texture combinations designed for today's homes
- Affordable luxury upgrade
- Wide array of devices to cover every application for a complete, finished look throughout an entire home
- Smooth, quiet actuation with proven design features and functionality combine with quality construction to provide years of dependable service
- Line of Title 24 compliant dimmers

Aspire Aspire collection colors

Series colors:



Alpine White



Desert Sand



Silver Granite



White Satin

Specific Aspire collection solutions for today's needs




Setting the mood

Aspire features an award winning, stylish design and smooth, precise lighting control to set the right mood for any occasion.

See pages A-15, A-16



Shown:
9540-NAW



Energy savings

Aspire features microprocessor-controlled and mechanical dimmers, as well as matching timers that provide significant energy savings in addition to ambiance and light control.

See pages A-15 to A-19



Shown:
9590DS

Smart dimmers

Product description

Single-pole & multi-location
 300W, 600W, 1000W, 120V/AC
 Incandescent/halogen, magnetic low-voltage, electronic low-voltage, LED/CFL, fluorescent.

Design features

- Available in three distinctive, two-tone color combinations: White Satin, Desert Sand, and Silver Granite, plus single-tone Alpine White
- LED light level display for presetting illumination levels and master/accessory units for multi-location control
- Seven step green LED display alongside push pad indicates selected light level—and reduces brightness when OFF (location feature)
- Durable top and backbody
- 600W dimmers have wrap around strap to eliminate the need for de-rating for 1 or 2 gangs
- Electro-mechanical push pad for ON/OFF operation with separate DIM/BRIGHT bar
- Preset feature allows user to return to previous light setting when turning lights ON
- Illumination level may be adjusted with switch in on or off position
- 10 second delayed-OFF feature by pressing and holding push pad for 2 seconds when dimmer is ON
- Pressing and holding push pad for 2 seconds when dimmer is off brings light to full brightness
- Amber LED at bottom of LED display indicates ON/OFF load status
- Master controls as many as 5 accessory units for multiple location installations
- Adjustable low-end and high end trimming to prevent lamp flickering
- Title 24 compliant (Except 9542)



9534



9537



9542

Smart dimmer system master & accessories



W	Rating		Description	Color suffix	Catalog no.	TITLE 24
	V/AC					
300	120		Smart dimmer, single-pole/ 3-way, incandescent/halogen, dimmable LED/CFL, magnetic low-voltage, electronic low-voltage	AW, DS, SG, WS	□9540-N_	•
600	120		Smart dimmer, incandescent/halogen, magnetic low-voltage, electronic low-voltage	AW, DS, SG, WS	□9534__	•
1000	120		Smart dimmer, incandescent/halogen, magnetic low-voltage, single-pole	AW, DS, SG, WS	□9536__	•
			Electronic low-voltage, single-pole	AW, DS, SG, WS	□9537__	•
—	—		Accessory dimmer, multi-location	AW, DS, SG, WS	□9542__	

cULus Listed to UL1472, file no. E47967; NOM certified

Color ordering information:

For ordering devices, include Catalog no. followed by the Color suffix: AW (Alpine White), DS (Desert Sand), SG (Silver Granite), WS (White Satin)



Derated information: G-19 **Dimensional information:** A-42 **Specification information:** Please visit www.eaton.com/wiringdevices
Compliances, specifications and availability are subject to change without notice.

TITLE 24 Indicates Title 24 compliant - Page G-4

Slide dimmers

Product description

Single-pole & 3-way
 300W, 600W or 1000W, 120V/AC
 Incandescent/halogen, magnetic low-voltage, electronic low-voltage, LED/CFL, fluorescent

Design features

- Available in three distinctive, two-tone color combinations: White Satin, Desert Sand, and Silver Granite, plus single-tone Alpine White
- All units are available in combined single-pole/3-way versions
- Replaces a standard switch and offers dimming capabilities
- Neutral is not required for installation of device
- Dimmers can be adjusted with or without the lights on; preset feature returns the light level to its prior setting without readjustment
- Electrostatic discharge protection
- Incandescent/halogen and magnetic low-voltage offered in single unit versions
- Power failure memory
- Square law dimming—perceived dimming level is proportional to the slider position
- Durable top and backbody for long reliable performance
- Switch has quiet, smooth actuation
- Title 24 compliant



9530



9532



9568



9573

Slide dimmers

Rating	W	V/AC	Description	Neutral	Color suffix	Catalog no.	TITLE 24
600	120		Incandescent/halogen, magnetic low-voltage dimmer, single-pole /3-way with preset	N	AW, DS, SG, WS	□ 9530__	•
			Electronic low-voltage dimmer, single-pole/3-way with preset	N	AW, DS, SG, WS	□ 9531__	•
1000	120		Incandescent/halogen, magnetic low-voltage dimmer, single-pole /3-way with preset	N	AW, DS, SG, WS	□ 9532__	•
			Electronic low-voltage dimmer, single-pole/3-way with preset	N	AW, DS, SG, WS	□ 9533__	•

cULus Listed to UL1472, file no. E47967; NOM certified

Fluorescent dimmers

Rating	A	W/VA	V/AC	Description	Neutral	Color suffix	Catalog no.	TITLE 24
8	1000	120		Fluorescent dimmer, single-pole/3-way with preset Mark 10 [®] , AmbiStar [®] & Tu-Wire [®] compatible	Y	AW, DS, SG, WS	□ 9568__	•
				Fluorescent dimmer, single-pole/3-way with preset Mark 10 [®] , compatible	Y	AW, DS, SG, WS	□ 95687__	•

cULus Listed to UL1472, file no. E47967; NOM certified

LED & compact fluorescent dimmers

Rating	W	V/AC	Description	Neutral	Color suffix	Catalog no.	TITLE 24
300	120		LED/CFL, single-pole/3-way	Y	AW, DS, SG, WS	□ 9573__	•
600	120		Incandescent/halogen	Y			


For a list of compatible dimmable LED & CFL lamps and fixtures, see product page at www.eaton.com/wiringdevices.
 cULus Listed to UL1472, file no. E47967; NOM certified

Color ordering information:

For ordering devices, include Catalog no. followed by the Color suffix: AW (Alpine White), DS (Desert Sand), SG (Silver Granite), WS (White Satin)

AW	AW	DS	DS	SG	SG	WS	WS
(Alpine White)		(Desert Sand)		(Silver Granite)		(White Satin)	

Derated information: G-19 **Dimensional information:** A-42 **Specification information:** Please visit www.eaton.com/wiringdevices
Compliances, specifications and availability are subject to change without notice.

 Indicates Title 24 compliant - Page G-4

Fan speed controls

Product description

Single-pole & 3-way
1.5A or 5A 120V/AC
3-speed or fully variable



9543

Design features

- Quiet fan speed controls versions have special circuitry to reduce fan motor noise at low speeds
- Available in three distinctive, two-tone color combinations: White Satin, Desert Sand, and Silver Granite, plus single-tone Alpine White
- All units are available in combined single-pole/3-way versions
- Replaces a standard switch and adds fan control capabilities
- Neutral is not required for installation of device
- Electrostatic discharge protection
- Radio frequency interface filtering is standard on all models
- Power failure memory
- Virtually unbreakable top and backbody
- Switch has quiet, smooth actuation
- Easy-access ground screws
- Tri-combo screws accept Slotted, Phillips, and Robertson-head tools for installation flexibility

Fan speed controls

Rating		Description	Color suffix	Catalog no.
A	V/AC			
1.5	120	Quiet 3-speed fan control, single-pole/3-way, side wire	AW, DS, SG, WS	□ 9544__
5	120	Fully variable fan speed control, single-pole/3-way, side wire	AW, DS, SG, WS	□ 9543__

cULus Listed to UL1917, file no. E202842; NOM certified

Color ordering information:

For ordering devices, include Catalog no. followed by the Color suffix: AW (Alpine White), DS (Desert Sand), SG (Silver Granite), WS (White Satin)

AW	AW	DS	DS	SG	SG	WS	WS
(Alpine White)		(Desert Sand)		(Silver Granite)		(White Satin)	

Derated information: G-19 **Dimensional information:** A-42 **Specification information:** Please visit www.eaton.com/wiringdevices
Compliances, specifications and availability are subject to change without notice.

Timers

Product description

Single-pole
 15A, 120V/AC; 1800W
 Incandescent/halogen, magnetic low-voltage, electronic low-voltage, fluorescent, compact fluorescent, LED



9591

Design features

- Perfect for both new construction and retrofit with no neutral required for installation
- Available in both hours and minutes versions
- Five (5) preset time intervals
- Easily programmable to alternate time intervals to suit your needs
- Color change faceplate kits available
- Works with all popular load types: incandescent/halogen, magnetic low-voltage, electronic low-voltage, fluorescent, compact fluorescent, and LED
- Horsepower rated for 1/4 HP motor loads
- LED indication of time interval selected and countdown

Timers  

A	Rating V/AC	W	Description	Color suffix	Catalog no.
15	120	1800	5-button minute timer with OFF button, single-pole	AW, DS, SG, WS, C1, C2, C3	□ 9590__
			5-button hour timer with OFF button, single-pole	AW, DS, SG, WS, C1, C2, C3	□ 9591__

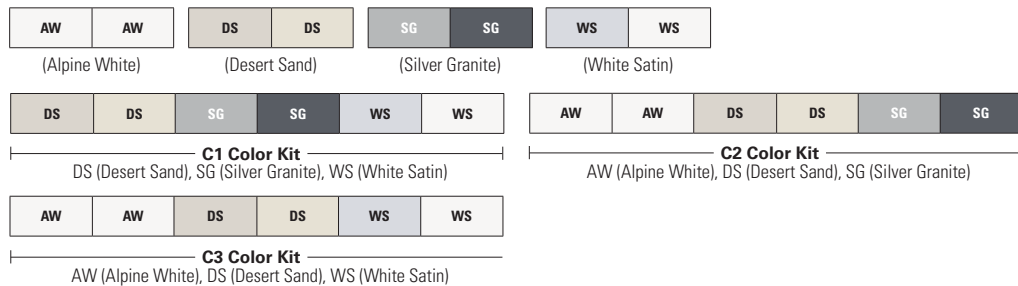
cULus Listed to UL60730-1A & 60730-2-7, file no. E325082; certified to CSA E60730-1:02 & E60730-2-9:01; NOM certified

Color change kits for Aspire timers

Description	Color suffix	Catalog no.
Color change kit 1 (5,10,15,30,60) for minute timer	AW, DS, SG, WS	□ 951MK__-P
Color change kit 2 (5,10,20,30,60) for minute timer	AW, DS, SG, WS	□ 952MK__-P
Color change kit 3 (5,15,30,45,60) for minute timer	AW, DS, SG, WS	□ 953MK__-P
Color change kit 4 (1,5,10,15,30) for minute timer	AW, DS, SG, WS	□ 954MK__-P
Color change kit 5 (1,10,15,20,30) for minute timer	AW, DS, SG, WS	□ 955MK__-P
Color change kit 1 (1,2,4,8,12) for hour timer	AW, DS, SG, WS	□ 951HK__-P
Color change kit 2 (1,3,6,9,12) for hour timer	AW, DS, SG, WS	□ 952HK__-P
Color change kit 3 (2,4,8,12,24) for hour timer	AW, DS, SG, WS	□ 953HK__-P
Color change kit 4 (30,1,2,4,8) for hour timer	AW, DS, SG, WS	□ 954HK__-P
Color change kit 5 (15,30,1,2,4) for hour timer	AW, DS, SG, WS	□ 955HK__-P

Color ordering information:

For ordering devices, include Catalog no. followed by the Color suffix: AW (Alpine White), DS (Desert Sand), SG (Silver Granite), WS (White Satin), C1 (Color Change Kit: DS, SG, WS), C2 (Color Change Kit: AW, DS, SG), C3 (Color Change Kit: AW, DS, WS)



Dimensional information: A-42 **Specification information:** Please visit www.eaton.com/wiringdevices
Compliances, specifications and availability are subject to change without notice.

Switches

Product description

Single-pole, 3-way, 4-way
 15A, 120/277V/AC
 20A, 120/277V/AC

Design features

- Available in three distinctive, two-tone color combinations: White Satin, Desert Sand, and Silver Granite, plus single-tone Alpine White
- 120/277V/AC rating ideal for fluorescent lighting fixtures typical in commercial applications
- Virtually unbreakable, ultrasonically welded top and back body
- Long, broad mounting strap virtually eliminates floating installations
- Easy-access ground screws
- Tri-combo screws accept Slotted, Phillips, and Robertson-head tools for installation flexibility
- Push-in terminals accept #14 AWG solid wire
- Backwire clamps (4-way models only) on the side terminals provide for easy installation of #12 and #14 AWG wire



9503



9504

Switches

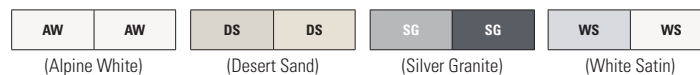
A	Rating V/AC	Description	Color suffix	Catalog no.
15	120/277	Single-pole, side wire & push wire	AW, DS, SG, WS	□ 9501__
		3-way, side wire & push wire	AW, DS, SG, WS	□ 9503__
		4-way, back wire & push wire	AW, DS, SG, WS	□ 9504__*
20	120/277	Single-pole, side wire & push wire	AW, DS, SG, WS	□ 9515__
		3-way, side wire & push wire	AW, DS, SG, WS	□ 9516__

cULus Listed to UL20, file no. E18704

* UL verified to Federal Spec. WC-896E; NOM certified

Color ordering information:

For ordering devices, include Catalog no. followed by the Color suffix: AW (Alpine White), DS (Desert Sand), SG (Silver Granite), WS (White Satin)



Dimensional information: A-42 **Specification information:** Please visit www.eaton.com/wiringdevices
Compliances, specifications and availability are subject to change without notice.

Aspire coordinating screwless wallplates

Product description

Mid-size thermoplastic

Design features

- Available in three distinctive colors to coordinate with the rest of the Aspire product line: Desert Sand, Silver Granite and White Satin (select White Satin wallplates for Alpine White devices)
- Screwless wallplates clip smoothly into place with gentle pressure
- Clearly marked top edges make mounting wallplates easy to orient and attach
- Virtually unbreakable polycarbonate construction
- Standard decorator style opening
- Mid-size to cover wall imperfections and large wallboard openings
- Wallplates appear to float freely on the surface of the wall, framing every device beautifully
- Screw-catch feature holds backplate mounting screws captive for ease of installation



9521



9522

Mid-size screwless wallplates

Description	Color suffix	Catalog no.
1-Gang Aspire wallplate	DS, SG, WS	□ 9521__
2-Gang Aspire wallplate	DS, SG, WS	□ 9522__
3-Gang Aspire wallplate	DS, SG, WS	□ 9523__
4-Gang Aspire wallplate	DS, SG, WS	□ 9524__
5-Gang Aspire wallplate	DS, SG, WS	□ 9525__
6-Gang Aspire wallplate	DS, SG, WS	□ 9526__

cULus Listed to UL5154D, file no. E33216

Color ordering information:

For ordering devices, include Catalog no. followed by the Color suffix: DS (Desert Sand), SG (Silver Granite), WS (White Satin)



Specification information: Please visit www.eaton.com/wiringdevices

Compliances, specifications and availability are subject to change without notice.





Dimmers

From the latest in decorator styles to timeless traditional styles, Eaton dimmers offer an extensive array of forms and options to seamlessly create ambiance and reduce energy consumption without compromising aesthetics, features or performance. Eaton also includes dimmers for fluorescent, compact fluorescent and LED loads.

Dimmer families

All load & smart dimmers



A-24

Decorator dimmers & fan controls




A-26

Slide dimmers & fan controls



A-27

Toggle dimmers & fan controls




A-28

Rotary dimmers & fan controls



A-29

Fan speed controls & power extenders



A-30, A-31

Dimmer colors




Almond




Black



Brown



Gray



Ivory



Lt. Almond



White

- Single-pole & 3-way combined in a single unit for most models
- Dimmers are available for the following light load types: incandescent/halogen, magnetic low-voltage, electronic low-voltage, fluorescent, compact fluorescent and LED
- Wide offering of “no neutral required for installation” models
- Solid state dimming at full rated wattage capacities for energy savings and lamp life extension
- Voltage compensation on fluorescent-capable dimmers for flicker-free dimming
- Dimmer electronics have built-in surge protection
- Air-gap switches give easy power disconnection for safe re-lamping
- Power-failure memory returns lights to their previous state after a power outage
- Electronic circuitry is protected from static discharge
- Some decorator dimmers feature LED locator lights; lighted rotary and toggle version dimmers are also available
- Line of Title 24 compliant dimmers and fan speed controls



Specific dimmer solutions for today's needs



Energy savings

Both microprocessor-controlled and mechanical dimmers are available, that can provide energy savings in addition to ambiance.

See pages A-24 to A-29

Shown:
SAL06P-W




Flexibility

With multiple decorator designs, toggle options, and color choices it's easy to replace an existing switch and maintain a pleasing aesthetic in single-gang or multi-gang installations.

See pages A-24 to A-30

Shown:
DAL06P-C1



Convenience & automation

Microprocessor controlled “smart” dimmers offer a variety of additional features like soft-ON, fade-OFF, delayed-OFF, and full-bypass-ON for even greater aesthetics and comfort.

See pages A-24, A-25

Shown:
AAL06-C2



All load dimmers

Product description

Single-pole & multi-location
 600W/VA, 1000W/VA, 120V/AC
 Rated for all common lighting loads - Dimmable LED, Dimmable CFL, INC/HAL, ELV, MLV, FLR

Design features

- Electro-mechanical push pad for ON/OFF operation with separate DIM/BRIGHT bar (AAL06)
- 10-second delayed OFF feature (AAL06)
- LED light level display for presetting illumination levels and master/accessory units for multi-location control (AAL06)
- Adjustable low-end and high-end dimming range to prevent lamp flickering (AAL06)
- No de-rating required for CFL/LED in multi-gang installations (AAL06)
- No de-rating required in multi-gang installations (DAL06P, SAL06P, TAL06P1)
- Preset feature allows user to return to previous light level when turning lights ON (AAL06, DAL06P, SAL06P, TAL06P1)
- Adjustable low-end trim (AAL06, DAL06P, SAL06P, TAL06P1)
- Fully adjustable rapid start setting for optimal lamp start-up at low preset light levels (AAL06, DAL06P, TAL06P1)
- Each dimmer comes with color kit package which includes 3 colors (except SAL06P)
- Title 24 compliant



AAL06



DAL06P



SAL06P



TAL06P

Dimmer features	Smart AL dimmer (AAL06)	Decorator AL dimmer (DAL06P)	Slide AL dimmer (SAL06P)	Toggle AL dimmer (TAL06P1)
Rapid start feature	Selectable ON or OFF	Fully adjustable	Fixed ON	Fully adjustable
Adjustable high-end trim	•	—	—	—
Adjustable low-end trim	•	•	•	•
Wiring configurations	Single-pole or multi-location	Single-pole or 3-way	Single-pole or 3-way	Single-pole or 3-way
Color change kits	•	•	—	•

Rated for all common lighting loads

- Dimmable Compact Fluorescent (CFL)
- Dimmable Light-Emitting Diodes (LED)
- Electronic & Magnetic Low-Voltage (ELV)
- Incandescent/Halogen (INC/HAL)
- Fluorescent (FLR)

All load dimmers

Rating		Compatible lamp types	Description	Color suffix	Catalog no.	TITLE 24
W/AC	V/AC					
300	120	Dimmable LED/CFL	Smart dimmer master, single-pole/ multi-location with presets and LEDs, neutral required	C1, C2, C4, C5	<input type="checkbox"/> AAL06-__	•
600	120	INC, HAL, FLR, MLV, ELV				
300	120	Dimmable LED/CFL	Decorator dimmer, single-pole/ 3-way, preset	C1, C2, C4, C5	<input type="checkbox"/> DAL06P-__	•
600	120	INC, HAL, FLR, MLV, ELV				
300	120	Dimmable LED/CFL	Slide dimmer, single-pole/3-way with preset & LED indicator	A, BK, GY, LA, V, W	<input type="checkbox"/> SAL06P-__	•
600	120	INC, HAL, FLR, MLV, ELV				
300	120	Dimmable LED/CFL	Toggle dimmer, single-pole/ 3-way preset	C1, C2, C4, C5	<input type="checkbox"/> TAL06P1-__	•
600	120	INC, HAL, FLR, MLV, ELV				

Color ordering information:

For ordering devices, include Catalog no. followed by the Color suffix: A (Almond), BK (Black), GY (Gray), LA (Light Almond), V (Ivory), W (White), C1 (Color Change Kit: A, W, V), C2 (Color Change Kit: LA, W, V), C4 (Color Change Kit: BK, W, V), C5 (Color Change Kit: BK, W, GY)

A	BK	GY	LA	V	W
(Almond)	(Black)	(Gray)	(Lt. Almond)	(Ivory)	(White)
A	W	V	LA	W	V
C1 Color Kit			C2 Color Kit		
A (Almond), W (White), V (Ivory)			LA (Light Almond), W (White), V (Ivory)		
BK	W	V	BK	W	GY
C4 Color Kit			C5 Color Kit		
BK (Black), W (White), V (Ivory)			BK (Black), W (White), GY (Gray)		

Derating information: G-19 **Dimensional information:** A-42, A-43 **Specification information:** Please visit www.eaton.com/wiringdevices Mark 10® and AmbiStar® are registered trademarks of Philips Advance; Tu-VWire® is a registered trademark of Lutron.

Compliances, specifications and availability are subject to change without notice.

Indicates Title 24 compliant - Page G-4

Smart dimmers

Product description

Single-pole & multi-location
600W/VA, 1000W/VA, 120V/AC

Incandescent/halogen, magnetic low-voltage, electronic low-voltage, fluorescent, compact fluorescent, LED

Design features

- Electro-mechanical push pad for ON/OFF operation with separate DIM/BRIGHT bar
- Preset feature allows user to return to previous light setting when turning lights on
- LED light level display for presetting illumination levels and master/accessory units for multi-location control
- Amber LED at bottom of LED display indicates ON/OFF load status
- Offers a 10 second delayed-off feature by pressing and holding push pad for 2 seconds when dimmer is ON
- Digital circuitry provides aesthetically pleasing soft-ON/fade-OFF that extends lamp life
- Compatible with any decorator wallplate
- Adjustable low end trim
- Fully adjustable rapid start setting to ensure lights start even at lower preset levels
- Title 24 compliant (except AIM10)



AIM10



ARD

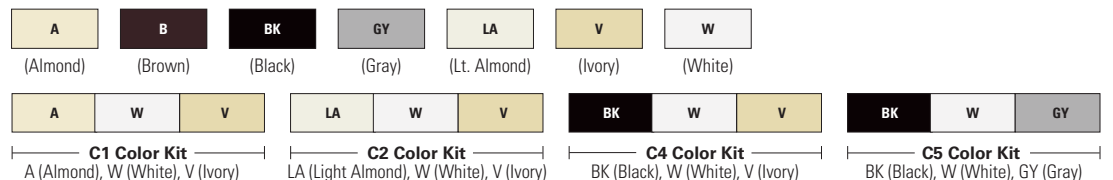
Smart dimmers, wire leads



Rating		Compatible lamp types	Description	Color suffix	Catalog no.	TITLE 24
W/AC	V/AC					
1000	120	INC, HAL, MLV	Smart dimmer master, presets	A, B, BK, GY, LA, V, W, C1, C2	<input type="checkbox"/> AIM10-__	
		FLR	Smart dimmer master with presets, Mark 10 [®] , AmbiStar [®] & Tu-Wire [®] compatible, neutral required	A, B, BK, GY, LA, V, W, C1, C2	<input type="checkbox"/> AF10-__	•
—	—	—	Master dimmer color change faceplate	A, B, BK, GY, LA, V, W	<input type="checkbox"/> AMC-__-BP	
—	—	—	Accessory dimmer, multi-location with presets and LEDs; must be used with AAL06, AIM10 or AF10	A, B, BK, GY, LA, V, W, C1, C2	<input type="checkbox"/> ARD-__	
—	—	—	Accessory dimmer color change faceplate	A, B, BK, GY, LA, V, W	<input type="checkbox"/> ARC-__-BP	

Color ordering information:

For ordering devices, include Catalog no. followed by the Color suffix: A (Almond), B (Brown), BK (Black), GY (Gray), LA (Light Almond), V (Ivory), W (White), C1 (Color Change Kit: A, W, V), C2 (Color Change Kit: LA, W, V), C4 (Color Change Kit: BK, W, V), C5 (Color Change Kit: BK, W, GY)



Derating information: G-19 **Dimensional information:** A-42 **Specification information:** Please visit www.eaton.com/wiringdevices
Mark 10[®] and AmbiStar[®] are registered trademarks of Philips Advance; Tu-Wire[®] is a registered trademark of Lutron.

Compliances, specifications and availability are subject to change without notice.

TITLE 24 Indicates Title 24 compliant - Page G-4

Decorator dimmers

Product description

Single-pole & 3-way
 1000W/VA, 1200W/VA, or 8A; 120V/AC or 277V/AC
 Incandescent/halogen, magnetic low-voltage, electronic low-voltage, fluorescent, compact fluorescent, LED

Design features

- Preset feature allows user to return to previous light setting when turning lights on
- Integrated linear slide control for easy, precise operation
- All units are available in combined single-pole/3-way versions
- Device can be wired into either 3-way location (load side or line side)
- Neutral is not required for installation of device
- Replaces a standard switch and offers dimmer capabilities
- Square law dimming—perceived dimming level is proportional to the slider position
- Power failure memory
- Electrostatic discharge protection
- Precise color matching to match room decor
- Compatible with any decorator wallplate
- Adjustable high-end trim
- Title 24 compliant



DF8AP



DF10P

Dimmers, back & side wire



Rating		Compatible lamp types	Description	Color suffix	Catalog no.	TITLE 24
W/AC	V/AC					
1000	120	INC, HAL, MLV	Incandescent/halogen, magnetic low-voltage dimmer, single-pole/3-way with preset	A, B, BK, GY, LA, V, W	<input type="checkbox"/> DF10P-__	•

cULus Listed to UL1472, file no. E47967; NOM certified

Fluorescent dimmers, back & side wire



Rating		Description	Color suffix	Catalog no.	TITLE 24
W/VA	V/AC				
1000	120	Fluorescent dimmer; single-pole/3-way with preset; Mark 10 [®] , AmbiStar [®] & Tu-Wire [®] compatible	A, B, BK, GY, LA, V, W	<input type="checkbox"/> DF8AP-__	•
1000	277	Fluorescent dimmer, single-pole/3-way with preset, Mark 10 [®] compatible	A, B, BK, GY, LA, V, W	<input type="checkbox"/> DF8AP7-__	•

cULus Listed to UL1472, file no. E47967; NOM certified

0-10V Dimmer, back & side wire

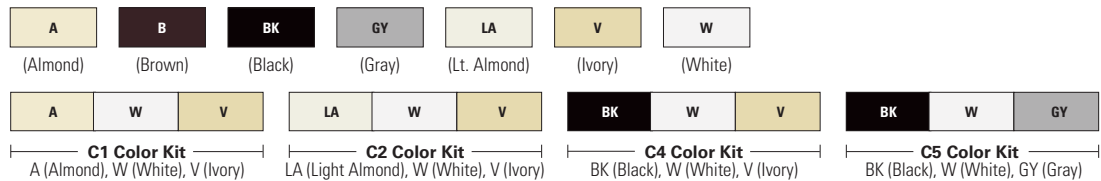


Rating		Compatible lamp types	Description	Color suffix	Catalog no.	TITLE 24
Watt	V/AC					
1200	120	Dimmable LED/FLR 0-10V ballasts	Decorator dimmer, single-pole/3-way, preset	C1, C2, C4, C5	<input type="checkbox"/> DF10P-__	•
1600	277					
—	—	—	Color change faceplate for DF10P	A, BK, GY, LA, V, W	<input type="checkbox"/> DCK1-__	

cULus Listed to UL1472, file no. E47967; NOM certified

Color ordering information:

For ordering devices, include Catalog no. followed by the Color suffix: A (Almond), B (Brown), BK (Black), GY (Gray), LA (Light Almond), V (Ivory), W (White), C1 (Color Change Kit: A, W, V), C2 (Color Change Kit: LA, W, V), C4 (Color Change Kit: BK, W, V), C5 (Color Change Kit: BK, W, GY)



Derating information: G-19 **Dimensional information:** A-42 **Specification information:** Please visit www.eaton.com/wiringdevices
 Mark 10[®] and AmbiStar[®] are registered trademarks of Philips Advance; Tu-Wire[®] is a registered trademark of Lutron.

Compliances, specifications and availability are subject to change without notice.

TITLE 24 Indicates Title 24 compliant - Page G-4

Slide dimmers

Product description

Single-pole & 3-way
600W/VA, 1000W/VA, 1200W/VA. 1600W/VA, 120V/AC or 277V/AC
Incandescent/halogen, magnetic low-voltage, electronic low-voltage, fluorescent, compact fluorescent, LED

Design features

- Preset feature allows user to return to previous light setting when turning lights ON
- Integrated full slide control for easy, precise operation
- Preset versions can be wired as single-pole or 3-way
- Device can be wired into either 3-way location (load side or line side)
- Green LED softly illuminates when device is off, acting as a night light (preset versions only)
- Neutral is not required for installation of device
- Replaces a standard switch and offers dimmer capabilities
- Square Law Dimming—perceived dimming level is proportional to the slider position
- Power failure memory
- Electrostatic discharge protection
- Precise color matching
- Compatible with any decorator wallplate
- Adjustable high-end trim (SF10P)
- Title 24 compliant (except SI06P, SI10P)



SI061-V



SF10P

Dimmers, back & side wire



Rating		Compatible lamp types	Description	Color suffix	Catalog no.	TITLE 24
W	V/AC					
600	120	Incandescent/halogen	Dimmer, single-pole non-preset	A, B, BK, GY, LA, V, W	<input type="checkbox"/> SI061-__	•
		Incandescent/halogen, magnetic low-voltage	Dimmer, single-pole/3-way with preset & LED indicator	B, LA, V, W	<input type="checkbox"/> SI06P-__	
1000	120	Incandescent/halogen, magnetic low-voltage	Dimmer, single-pole/3-way with preset & LED indicator	A, B, BK, GY, LA, V, W	<input type="checkbox"/> SI10P-__	

cULus Listed to UL1472, file no. E47967; NOM certified

Fluorescent dimmers, back & side wire



Rating		Description	Color suffix	Catalog no.	TITLE 24
W/VA	V/AC				
1000	277	Fluorescent dimmer, single-pole/3-way with preset & LED indicator, Mark 10® compatible	A, B, BK, GY, LA, V, W	<input type="checkbox"/> SF8AP7-__	•

cULus Listed to UL1472, file no. E47967; NOM certified

0-10V Dimmer, back & side wire



Rating		Compatible lamp types	Description	Color suffix	Catalog no.	TITLE 24
Watt	V/AC					
1200	120	Dimmable LED/FLR 0-10V ballasts	Slide dimmer, single-pole/3-way, preset	A, B, BK, GY, LA, V, W	<input type="checkbox"/> SF10P-__	•
1600	277					

cULus Listed to UL1472, file no. E47967; NOM certified

Color ordering information:

For ordering devices, include Catalog no. followed by the Color suffix: A (Almond), B (Brown), BK (Black), GY (Gray), LA (Light Almond), V (Ivory), W (White)

A	B	BK	GY	LA	V	W
(Almond)	(Brown)	(Black)	(Gray)	(Lt. Almond)	(Ivory)	(White)

Derating information: G-19 **Dimensional information:** A-42 **Specification information:** Please visit www.eaton.com/wiringdevices
Compliances, specifications and availability are subject to change without notice.

TITLE 24 Indicates Title 24 compliant - Page G-4

Toggle dimmers & fan speed controls

Product description

Single-pole & 3-way
300W/600W or 1000W; 5A; 120V/AC

Incandescent/halogen, magnetic low-voltage, electronic low-voltage, fluorescent, compact fluorescent, LED

Design features

- Integrated toggle switch for ON/OFF and DIM/BRIGHT operation (non-present version)
- Single-pole and 3-way wiring offered in a single unit
- Matches existing wall switches
- Replaces a standard switch and offers dimmer capabilities
- Fully variable fan control allows for precise fan speed setting
- Power failure memory for enhanced convenience
- Precise color matching to match room decor
- Compatible with any traditional toggle switch wallplate or screwless toggle wallplate
- Title 24 compliant (except TFS5)



TI061



TI061L

Incandescent/halogen dimmers



Rating		Description	Color suffix	Catalog no.	TITLE 24
W	V/AC				
600	120	Incandescent/halogen dimmer, single-pole/3-way non-preset	A, B, BK, LA, V, W	<input type="checkbox"/> TI061-__	•
		Lighted incandescent/halogen dimmer, single-pole/3-way non-preset	N/A (Clear)	<input type="checkbox"/> TI061L	•
1000	120	Incandescent/halogen dimmer, single-pole/3-way non-preset	A, B, BK, LA, V, W	<input type="checkbox"/> TI3101-__	•
		Lighted incandescent/halogen dimmer, single-pole/3-way non-preset	N/A (Clear)	<input type="checkbox"/> TI3101L	•

cULus Listed to UL1472, file no. E47967 & CSA C22.2 no. 18

Fan speed controls



Rating		Description	Color suffix	Catalog no.
A	V/AC			
5	120	Fully variable fan speed control, single-pole non-preset, wire leads	A, B, BK, GY, LA, V, W	<input type="checkbox"/> TFS5-__

cULus Listed to UL1917, file no. E202842 & CSA C22.2 no. 156; NOM certified

Color ordering information:

For ordering devices, include Catalog no. followed by the Color suffix: A (Almond), B (Brown), BK (Black), GY (Gray), LA (Light Almond), V (Ivory), W (White)

A	B	BK	GY	LA	V	W
(Almond)	(Brown)	(Black)	(Gray)	(Lt. Almond)	(Ivory)	(White)

Derating information: G-19 **Dimensional information:** A-43 **Specification information:** Please visit www.eaton.com/wiringdevices
Compliances, specifications and availability are subject to change without notice.

TITLE 24 Indicates Title 24 compliant - Page G-4

Rotary dimmers & fan speed controls

Product description

Single-pole & 3-way
1.5A or 5A 120V/AC; combo 1.5A/300W
3-speed or fully variable

Design features

- Integrated rotary dial for ON/OFF and DIM/BRIGHT operation
- Preset versions offer single-pole and 3-way wiring in a single unit
- Neutral is not required for installation of device
- Fully variable fan control allows for precise fan speed setting
- Quiet 3-speed fan control allows for low, medium, and high fan speed settings
- Precise color matching to match room decor
- Compatible with any traditional switch wallplate or screwless toggle wallplate
- Title 24 compliant (except RFS15 and RFS5)



RI061



RDC15

Incandescent/halogen dimmers

Rating		Description	Color suffix	Catalog no.	TITLE 24
W	V/AC				
600	120	Incandescent/halogen dimmer, single-pole non-preset	A, LA, V, W	<input type="checkbox"/> RI061-__	•
		Incandescent/halogen dimmer, single-pole/3-way with preset	A, LA, V, W	<input type="checkbox"/> RI06P-__	•
1000	120	Lighted incandescent/halogen dimmer, single-pole/3-way with preset	A, LA, V, W	<input type="checkbox"/> RI06PL-__	•
		Incandescent/halogen dimmer, single-pole non-preset	A, LA, V, W	<input type="checkbox"/> RI101-__	•

cULus Listed to UL1472, file no. E47967 & CSA C22.2 no. 184.1; NOM certified

Combination fan speed control/dimmer & fan speed controls

Rating			Description	Color suffix	Catalog no.	TITLE 24
W	A	V/AC				
300	1.5	120	Combined, quiet 3-speed fan control & dimmer, single-pole non-preset, incandescent/halogen	A, LA, V, W	<input type="checkbox"/> RDC15__	•
300	2.5	120	Combined, quiet 3-speed fan control & dimmer, single-pole non-preset, incandescent/halogen	A, LA, V, W	<input type="checkbox"/> RDC25__	•
300	1.5	120	Quiet 3-speed fan control, single-pole non-preset, wire lead	A, LA, V, W	<input type="checkbox"/> RFS15-__	
300	5	120	Fully variable fan speed control, single-pole non-preset	A, LA, V, W	<input type="checkbox"/> RFS5-__	

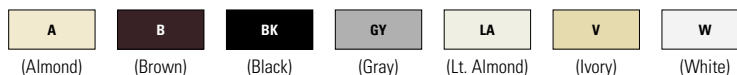
cULus Listed to UL1917, file no. E202842 & CSA C22.2 no. 156

Replacement knobs for rotary dimmers & fan speed controls


Description	Color suffix	Catalog no.
Replacement knob for lighted rotary dimmer RI06PL	A, B, BK, GY, LA, V, W	<input type="checkbox"/> RKRL-__-BP
Replacement knob for rotary dimmers RI061, RI06P, RI101, RI306P, RFS5 & RFS15	A, B, BK, GY, LA, V, W	<input type="checkbox"/> RKRD-__-BP
Replacement knobs for rotary fan controls RDC15 & RDC25	A, B, BK, GY, LA, V, W	<input type="checkbox"/> RKRC-__-BP

Color ordering information:

For ordering devices, include Catalog no. followed by the Color suffix: A (Almond), B (Brown), BK (Black), GY (Gray), LA (Light Almond), V (Ivory), W (White)



Derating information: G-19 **Dimensional information:** A-43 **Specification information:** Please visit www.eaton.com/wiringdevices
Compliances, specifications and availability are subject to change without notice.

 Indicates Title 24 compliant - Page G-4

Fan speed controls

Product description

Single-pole & 3-way
1.5A or 5A 120V/AC; combo 1.5A/300W
3-speed or fully variable

Design features

- Quiet fan speed control versions have special circuitry to reduce fan motor noise at low speeds
- Combined single-pole/3-way versions are available
- Replaces a standard switch and offers dimming and/or fan speed control capabilities
- Neutral is not required for installation of device
- Electrostatic discharge protection
- Power failure memory
- Virtually unbreakable top and backbody
- Switch has quiet, smooth actuation
- Easy-access ground screws
- Compatible with any decorator wallplate



DFS15P



SFS5P



SDC15

Decorator fan speed control



Rating	A	V/AC	Description	Color suffix	Catalog no.
1.5	120		Quiet 3-speed fan control, single-pole/3-way with preset	A, B, BK, GY, LA, V, W	<input type="checkbox"/> DFS15P-__

cULus Listed to UL1917, file no. E202842; NOM certified

Slide fan speed controls



Rating	A	V/AC	Description	Color suffix	Catalog no.
1.5	120		1.5A quiet 3-speed fan control, single-pole/3-way with preset	A, B, BK, GY, LA, V, W	<input type="checkbox"/> SFS15P-__
5	120		5A fully variable fan speed control, single-pole/3-way with preset	A, B, BK, GY, LA, V, W	<input type="checkbox"/> SFS5P-__

cULus Listed to UL1917, file no. E202842; NOM certified

Slide combination fan speed control & dimmer



Rating	A	V/AC	W	Description	Color suffix	Catalog no.	TITLE 24
1.5	120	300		Combined 1.5A quiet 3-speed fan control & 300W dimmer, single-pole, incandescent/halogen	A, B, BK, GY, LA, V, W	<input type="checkbox"/> SDC15-__	•

cULus Listed to UL1917, file no. E202842; NOM certified

Color ordering information:

For ordering devices, include Catalog no. followed by the Color suffix: A (Almond), B (Brown), BK (Black), GY (Gray), LA (Light Almond), V (Ivory), W (White)

A	B	BK	GY	LA	V	W
(Almond)	(Brown)	(Black)	(Gray)	(Lt. Almond)	(Ivory)	(White)

Specification information: Please visit www.eaton.com/wiringdevices

Compliances, specifications and availability are subject to change without notice.

TITLE 24 Indicates Title 24 compliant - Page G-4

Power extenders

Product description

1920W/VA

Incandescent, halogen, magnetic low-voltage, fluorescent, neon/cold cathode



P19-W

Design features

- Aluminum heat sink with snap-on cover (P19-W and PF19-W)
- P19-W and PF19-W can be surface- or flush-mounted using 1900 Box and 2-Gang raised cover
- Extends the capacity of dimmers and emulates connected dimmers in dimming range and resolution
- Low-end trim setting for minimum brightness level

Power extenders

Rating W/VA	Description	Color	Catalog no.
1920	For incandescent/halogen, magnetic low-voltage, neon cold cathode, back wire	W	<input type="checkbox"/> P19-W
	For dimmable fluorescent ballasts, Mark 10® & Tu-Wire® compatible, back wire	W	<input type="checkbox"/> PF19-W

Color ordering information:

W (White)



(White)

Dimensional information: A-43 **Specification information:** Please visit www.eaton.com/wiringdevices
Compliances, specifications and availability are subject to change without notice.

Occupancy & vacancy sensors

The lighting controls that deliver the greatest energy savings are occupancy and vacancy sensors. Eaton sensors are ideal for any application with universal load and wiring compatibility, selectable, and dimmable nightlight option on most models, unparalleled mode features, plus all Eaton sensors are available as either occupancy or vacancy types.



Occupancy & vacancy sensor families

Dimmer sensors



A-34

Dual switch sensors with nightlight



A-35

Switch sensors with nightlight



A-36

Standard series switch sensors



A-37


Occupancy & vacancy sensor colors

	
Almond	Black
	
Gray	Ivory
	
Lt. Almond	White

- Title 24 compliant occupancy and vacancy sensors are available for flexibility
- Single-pole & 3-way combined in a single unit in non-dimming sensor switches
- Sensors are available for the following light load types: incandescent/halogen, magnetic low-voltage, electronic low-voltage, fluorescent, compact fluorescent and LED
- Nightlights are dimmable plus have selectable ON/OFF modes
- Ambient light override feature keeps lights from turning on if sufficient light is already present for greater energy savings
- Color change kits available in most models for enhanced aesthetics
- Most sensors offer electronic ballast compatibility
- Dimming sensors and dual switch sensor models available
- Easily replaces a standard light or fan switch



Specific occupancy & vacancy sensor solutions for today's needs



Advanced energy savings

Step up to the next level in energy savings with occupancy or vacancy sensors that offer dimming capabilities for maximum ambiance control with the most energy savings.

See page A-34

Shown:
OS106D1-W



Integrated nightlights

Switches with integrated nightlights are ideal for children's rooms with a dimmable light level, selectable ON/OFF and operation independent of the sensing function.

See pages A-34, A-36

Shown:
OS310U-BK



Dual switch sensors

Dual relay sensors are the perfect solution for single point control of two loads from one location, offering even more energy saving opportunities and flexibility than ever.

See page A-35

Shown:
OS310R-V



Dimming motion sensors

Product description

Single-pole
600W/VA; 120V/AC
Incandescent/halogen, magnetic low-voltage



OS106D1

Design features

- Full-range preset dimming control provided with horizontal DIM/BRIGHT bar
- Digital circuitry provides aesthetically pleasing soft ON/fade OFF that extends bulb life
- Preset and light level change is easily shown with horizontal row of green LEDs
- Works with popular load types: halogen, incandescent and magnetic low-voltage
- Green LED indicates load status, provides locator light in dark and blinks to indicate motion detection
- LED serves as air-gap switch disconnecting power from load, forcing an OFF condition
- Push pad design provides minimal travel and crisp actuation
- Replaces a standard light switch
- Provides 180 degree field of view and 1000 sq. ft. of major motion coverage
- Selectable time delay of 5 seconds (test), 5 minutes, 15 minutes and 30 minutes for lights to remain ON after room is vacated
- Reverse mode allows light to stay OFF in a room when motion is detected
- Occupancy sensor provides a selectable ambient light override preventing lights from switching ON when there is acceptable natural light
- Occupancy sensor version allows toggling between Auto ON/Auto OFF or Manual ON /Auto OFF mode with a simple press and hold of switch
- Occupancy sensor provides for a bypass feature to allow the sensor to perform as a traditional switch (Manual ON/Manual OFF)
- Vacancy sensor meets California 2008 Title 24
- Electrostatic discharge protection
- No leakage to load in OFF mode
- Uniform color matched PIR lens to device housing
- Color change faceplate kits provide for a simple in field change
- Neutral required for installation of device
- Mid-size decorator wallplate included with product
- Title 24 compliant

Dimming motion sensors



Rating		Description	Color suffix	Catalog no.	TITLE 24
W/VA	V/AC				
600	120	Incandescent/halogen, magnetic low-voltage occupancy sensor & dimmer, single-pole with LED	A, BK, GY, LA, V, W	<input type="checkbox"/> OS106D1-__	•
		Incandescent/halogen, magnetic low-voltage vacancy sensor & dimmer, single-pole with LED	A, BK, GY, LA, V, W	<input type="checkbox"/> VS106D1-__	•

cULus Listed to UL244A & UL1472, file no. E325082; NOM certified

Dimmer color change kits

Description	Color suffix	Catalog no.
Color change kit for dimmer sensor	A, BK, GY, LA, V, W	<input type="checkbox"/> SCKD-__-BP

Color ordering information:

For ordering devices, include Catalog no. followed by the Color suffix: A (Almond), BK (Black), GY (Gray), LA (Light Almond), V (Ivory), W (White)



Derating information: G-19 **Dimensional information:** A-43 **Specification information:** Please visit www.eaton.com/wiringdevices
Compliances, specifications and availability are subject to change without notice.

TITLE 24 Indicates Title 24 compliant - Page G-4

Dual relay motion sensors

Product description

Single-pole & 3-way
600W/VA, 120V/AC; 1/6 HP Motor

Incandescent/halogen, magnetic low-voltage, electronic low-voltage, fluorescent, compact fluorescent, LED



OS310R

Design features

- Can be wired as a single-pole or 3-way device
- Selectable ON/OFF LED nightlight with press and hold dimming function
- Works with all popular load types: incandescent, magnetic low-voltage, electronic low-voltage, fluorescent, CFL, and LED
- Contains two switches to control two independent lighting loads or circuits (light and/or fan)
- Green LED indicates load status, provides locator light in dark and blinks to indicate motion detection
- Replaces a standard light or fan switch
- Provides 180 degree field of view and 1000 sq. ft. of major motion coverage
- Provides 3-way operation when used with a 3-way switch or sensor
- Selectable time delay of 5 seconds (test), 5 minutes, 15 minutes and 30 minutes for lights to remain ON after room is vacated
- Reverse mode allows light to stay OFF in a room when motion is detected
- Occupancy sensors time delay default set to 5 minutes; vacancy sensors time delay default set to 30 minutes
- Occupancy sensor provides a selectable ambient light override preventing lights from switching ON when there is acceptable natural light
- Occupancy sensor version allows toggling between Auto ON/Auto OFF or Manual ON /Auto OFF mode with a simple press and hold of switch
- Occupancy sensor provides for a bypass feature to allow the sensor to perform as a traditional switch (Manual ON/Manual OFF)
- Vacancy sensor meets California 2008 Title 24
- No leakage to load in OFF mode
- Uniform color matched PIR lens to device housing
- Color change faceplate kits provide for a simple in field change
- Neutral required for installation of device
- Mid-size decorator wallplate included with product

Dual relay motion sensors

Rating W/VA	HP V/AC	Motor	Description	Color suffix	Catalog no.
600	120	1/6	Incandescent/halogen, magnetic low-voltage, electronic low-voltage, fluorescent, compact fluorescent, & LED occupancy sensor dual switch; single-pole/3-way with nightlight & LED	A, BK, GY, LA, V, W	□ OS310R-__
			Incandescent/halogen, magnetic low-voltage, electronic low-voltage, fluorescent, compact fluorescent, & LED vacancy sensor dual switch; single-pole/3-way with nightlight & LED	A, BK, GY, LA, V, W	□ VS310R-__

cULus Listed to UL244A, file no. E325082; NOM certified

Dual-relay motion sensor color change kit

Description	Color suffix	Catalog no.
Color change kit for dual relay motion sensor	A, BK, GY, LA, V, W	□ SCKR-__-BP

Color ordering information:

For ordering devices, include Catalog no. followed by the Color suffix: A (Almond), BK (Black), GY (Gray), LA (Light Almond), V (Ivory), W (White)



Derating information: G-19 **Dimensional information:** A-43 **Specification information:** Please visit www.eaton.com/wiringdevices
Compliances, specifications and availability are subject to change without notice.

Motion sensors

Product description

Single-pole & 3-way
1000W/VA, 120V/AC; 1/6 HP Motor

Incandescent/halogen, magnetic low-voltage, electronic low-voltage, fluorescent, compact fluorescent, LED



VS310U

Design features

- Can be wired as a single-pole or 3-way device
- Selectable ON/OFF LED nightlight with press and hold dimming function
- Works with all popular load types: incandescent, magnetic low-voltage, electronic low-voltage, fluorescent, CFL, and LED
- Green LED indicates load status, provides locator light in dark and blinks to indicate motion detection
- Push pad design provides minimal travel and crisp actuation
- Replaces a standard light or fan switch
- Provides 180 degree field of view and 1000 sq. ft. of major motion coverage
- Provides 3-way operation when used with a 3-way switch or sensor
- Selectable time delay of 5 seconds (test), 5 minutes, 15 minutes and 30 minutes for lights to remain ON after room is vacated
- Occupancy sensors time delay default set to 5 minutes; vacancy sensor's time delay default set to 30 minutes
- Occupancy sensor provides a selectable ambient light override preventing lights from switching ON when there is acceptable natural light
- Occupancy sensor version allows toggling between Auto ON/Auto OFF or Manual ON /Auto OFF mode with a simple press and hold of switch
- Occupancy sensor provides for a bypass feature to allow the sensor to perform as a traditional switch (Manual ON/Manual OFF)
- Vacancy sensor meets California 2008 Title 24
- Electrostatic discharge protection
- No leakage to load in OFF mode
- Uniform color matched PIR lens to device housing
- Color change faceplate kits provide for a simple in field change
- Neutral required for installation of device
- Mid-size decorator wallplate included with product

Motion sensors



Rating W/VA	HP V/AC	Motor	Description	Color suffix	Catalog no.
1000	120	1/6	Incandescent/halogen, magnetic low-voltage, electronic low-voltage, fluorescent, compact fluorescent, & LED occupancy sensor switch; single-pole/3-way with nightlight & LED	A, BK, GY, LA, V, W	<input type="checkbox"/> OS310U-__
			Incandescent/halogen, magnetic low-voltage, electronic low-voltage, fluorescent, compact fluorescent, & LED vacancy sensor switch; single-pole/3-way with nightlight & LED	A, BK, GY, LA, W	<input type="checkbox"/> VS310U-__

cULus Listed to UL244A, file no. E325082; NOM certified

Motion sensor color change kits

Description	Color suffix	Catalog no.
Color change kit for motion sensor	A, BK, GY, LA, V, W	<input type="checkbox"/> SCK1-__BP

Color ordering information:

For ordering devices, include Catalog no. followed by the Color suffix: A (Almond), BK (Black), GY (Gray), LA (Light Almond), V (Ivory), W (White)

A	BK	GY	LA	V	W
(Almond)	(Black)	(Gray)	(Lt. Almond)	(Ivory)	(White)

Dimensional information: A-43 **Specification information:** Please visit www.eaton.com/wiringdevices
Compliances, specifications and availability are subject to change without notice.

Motion sensors

Product description

Single-pole & 3-way
600W/VA, 120V/AC

Incandescent/halogen, magnetic low-voltage, electronic low-voltage, fluorescent, compact fluorescent, LED



VS306U-W

Design features

- Passive infrared technology
- Replaces a standard light or fan switch
- Sensors provide up to 180 degree field of view and 450 sq. ft. of major motion coverage
- No neutral required for installation of device
- Can be wired as a single-pole or 3-way device
- Works with nearly all load types
- Selectable time delay of 5 seconds to 30 minutes for lights to remain on after room is vacated
- Occupancy sensor provides a selectable ambient light override preventing lights from switching ON when there is acceptable natural light
- Electrostatic discharge protection
- No leakage to load in OFF mode
- Compact housing fits easily into a standard wall box and is suitable for multi-gang installations
- Compatible with decorator-style wallplates and Aspire screwless wallplates
- High-gloss finish complements any decor
- Title 24 compliant (Only VS306U)

Motion sensors

Rating		Description	Color suffix	Catalog no.	TITLE 24
W/VA	V/AC				
600	120	Incandescent, halogen, fluorescent, MLV, ELV, LED, CFL occupancy switch sensor; single-pole/3-way; auto-ON	A, BK, GY, LA, V, W	<input type="checkbox"/> OS306U-__	
		Incandescent, halogen, fluorescent, MLV, ELV, LED, CFL vacancy sensor switch; single-pole/3-way; Title 24; manual ON	A, BK, GY, LA, V, W	<input type="checkbox"/> VS306U-__	•


Note: Sensors are rated for 120V/AC unless otherwise noted. cULus Listed to UL773A, file no. E191639

Color ordering information:

For ordering devices, include Catalog no. followed by the Color suffix: A (Almond), BK (Black), GY (Gray), LA (Light Almond), V (Ivory), W (White)

A	BK	GY	LA	V	W
(Almond)	(Black)	(Gray)	(Lt. Almond)	(Ivory)	(White)

Derating information: G-19 **Dimensional information:** A-43 **Specification information:** Please visit www.eaton.com/wiringdevices
Compliances, specifications and availability are subject to change without notice.

 Indicates Title 24 compliant - Page G-4



Timers

Timers control lights and fans with the touch of a button while ensuring the devices will not be left on. Using timers for landscape lighting, closets, attics, basements, garages and utility areas can lower energy costs and prevent lights being left on for days.

Timer families



Timer colors




The Eaton difference

- Programmable hour or minute time delay in 2 modes for preset groups or down to 1 minute increments
- Universal compatibility with all light load types: incandescent/halogen, magnetic low-voltage, electronic low-voltage, fluorescent, compact fluorescent and LED
- No neutral required for installation
- Rated for up to 1800W loads AC at 120V
- Aspire timers match the aesthetics of all Z-Wave and Aspire devices
- Available in all Aspire color combinations as well as 7 standard device colors, color change kits also available for quick changes



Specific timer solutions for today's needs




Bathroom controls

Timers are perfect for controlling fans, heat lamps or wall heaters, towel warming rails, radiant floor heating systems, whirlpool tubs, and saunas.

See page A-40

Shown:
PT18M



Pool, spa & outdoor areas

Power-hungry pool heaters and spa motors are ideal candidates for timed controls, as well as patio & landscape lighting, or driveway snow and ice-melting systems.

See page A-40

Shown:
PT18H



Minute and hour timers

Product description

Single-pole

15A, 120V/AC; 1800W

Incandescent/halogen, magnetic low-voltage, electronic low-voltage, fluorescent, compact fluorescent, LED

Design features

- Perfect for both new construction and retrofit with no neutral required for installation
- Available in both hours and minutes versions
- Five (5) preset time intervals
- Easily programmable to alternate time intervals to suit your needs
- Color change faceplate kits available
- Works with all popular load types: incandescent/halogen, magnetic low-voltage, electronic low-voltage, fluorescent, compact fluorescent, and LED
- Horsepower rated for 1/4 HP motor loads
- LED indication of time interval selected and countdown



PT18M



PT18H

Timers



Rating	A	V/AC	W	Description	Color suffix	Catalog no.
15	120	1800	5-button minute timer with OFF, single-pole		A, B, BK, GY, LA, V, W, C1, C2	<input type="checkbox"/> PT18M__
			5-button hour timer with OFF, single-pole		A, B, BK, GY, LA, V, W, C1, C2	<input type="checkbox"/> PT18H__

cULus Listed to UL60730-1A & 60730-2-7, file no. E325082; certified to E60730-2-9:01; NOM certified

Color change kits for minute and hour timers

Description	Color suffix	Catalog no.
Color change kit 1 (5, 10, 15, 30, 60) for minute timer	A, BK, GY, LA, V, W	<input type="checkbox"/> PT1MK-__-P
Color change kit 2 (5, 10, 20, 30, 60) for minute timer	A, BK, GY, LA, V, W	<input type="checkbox"/> PT2MK-__-P
Color change kit 3 (5, 15, 30, 45, 60) for minute timer	A, BK, GY, LA, V, W	<input type="checkbox"/> PT3MK-__-P
Color change kit 4 (1, 5, 10, 15, 30) for minute timer	A, BK, GY, LA, V, W	<input type="checkbox"/> PT4MK-__-P
Color change kit 5 (1, 10, 15, 20, 30) for minute timer	A, BK, GY, LA, V, W	<input type="checkbox"/> PT5MK-__-P
Color change kit 1 (1, 2, 4, 8, 12) for hour timer	A, BK, GY, LA, V, W	<input type="checkbox"/> PT1HK-__-P
Color change kit 2 (1, 3, 6, 9, 12) for hour timer	A, BK, GY, LA, V, W	<input type="checkbox"/> PT2HK-__-P
Color change kit 3 (2, 4, 8, 12, 24) for hour timer	A, BK, GY, LA, V, W	<input type="checkbox"/> PT3HK-__-P
Color change kit 4 (30, 1, 2, 4, 8) for hour timer	A, BK, GY, LA, V, W	<input type="checkbox"/> PT4HK-__-P
Color change kit 5 (15, 30, 1, 2, 4) for hour timer	A, BK, GY, LA, V, W	<input type="checkbox"/> PT5HK-__-P

Color ordering information:

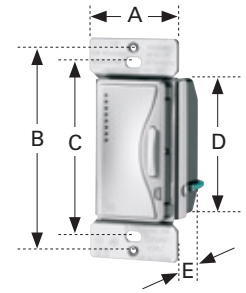
For ordering devices, include Catalog no. followed by the Color suffix: A (Almond), B (Brown), BK (Black), GY (Gray), LA (Light Almond), V (Ivory), W (White), C1 (Color Change Kit: A, W, V), C2 (Color Change Kit: LA, W, V)

A (Almond)	B (Brown)	BK (Black)	GY (Gray)	LA (Lt. Almond)	V (Ivory)	W (White)
A	W	V	LA	W	V	
C1 Color Kit			C2 Color Kit			
A (Almond), W (White), V (Ivory)			LA (Light Almond), W (White), V (Ivory)			

Dimensional information: A-42 **Specification information:** Please visit www.eaton.com/wiringdevices
Compliances, specifications and availability are subject to change without notice.

Z-Wave: devices

Family	A	B	C	D	E
5-scene keypad (RFWC5)	1.50" (38.1mm)	3.81" (96.8mm)	3.28" (83.3mm)	1.69" (43.0mm)	1.36" (34.5mm)
600W smart dimmers (RF9534, RF9540-N)	1.80" (45.7mm)	3.81" (96.8mm)	3.28" (83.3mm)	2.60" (66.1mm)	1.36" (34.5mm)
1000W smart dimmers & switch (RF9518, RF9536, RF9536-N, RF9537-N)	2.45" (62.2mm)	3.81" (96.8mm)	3.28" (83.3mm)	2.60" (66.1mm)	1.36" (34.5mm)
Accessory dimmers (RF9542-Z)	1.80" (45.7mm)	3.81" (96.8mm)	3.28" (83.3mm)	2.60" (66.1mm)	1.36" (34.5mm)
Switches (RF9501, RF9517, RF9520)	1.80" (45.7mm)	3.81" (96.8mm)	3.28" (83.3mm)	2.56" (65.0mm)	1.63" (41.4mm)
Receptacles (RFTR9505-T)	1.30" (33.0mm)	3.81" (96.8mm)	3.28" (83.3mm)	2.77" (70.3mm)	1.40" (35.5mm)



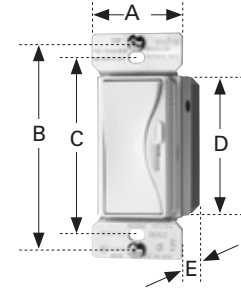
RFHDCSG

Z-Wave: specialty devices

Family	A (Height)	B (Width)	C (Depth)
Plug-in lamp & appliance modules (RFLDM, RFAPM)	3.48" (88.4mm)	2.86" (72.7mm)	1.30" (33.1mm)
Anyplace switch & battery operated switch (RF9575, RF9500)	4.62" (117mm)	1.81" (46mm)	0.16" (4mm)

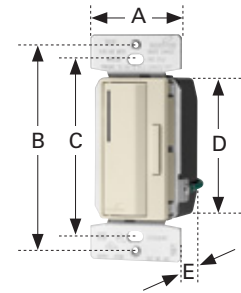
Aspire

Family	A	B	C	D	E
600W smart dimmers & accessory dimmers (9540-N, 9524, 9542)	1.80" (45.7mm)	3.81" (96.8mm)	3.28" (83.3mm)	2.60" (66.1mm)	1.38" (35.1mm)
1000W smart dimmers (9536, 9537)	2.45" (62.1mm)	3.81" (96.8mm)	3.28" (83.3mm)	2.60" (66.1mm)	1.38" (35.1mm)
Slide dimmers & fan speed controls (9543, 9544)	1.80" (45.7mm)	3.81" (96.8mm)	3.28" (83.3mm)	2.69" (68.3mm)	1.27" (32.3mm)
Single-pole & 3-way switches (9501, 9503, 9515, 9516)	1.44" (36.6mm)	3.81" (96.8mm)	3.28" (83.3mm)	2.74" (69.6mm)	0.97" (24.6mm)
4-way switches (9504)	1.44" (36.6mm)	3.81" (96.8mm)	3.28" (83.3mm)	2.60" (66.1mm)	1.18" (30.0mm)
Timers (9590, 9591)	1.80" (45.7mm)	3.81" (96.8mm)	3.28" (83.3mm)	2.59" (65.8mm)	1.39" (35.4mm)



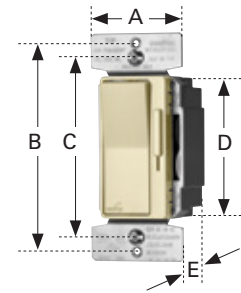
Smart Dimmers & Timers

Family	A	B	C	D	E
600W smart dimmers & accessory dimmers (AAL06, ARD)	1.80" (45.7mm)	3.81" (96.8mm)	3.28" (83.3mm)	2.59" (65.8mm)	1.38" (35.1mm)
1000W smart dimmers (AIM10)	2.44" (62.0mm)	3.81" (96.8mm)	3.28" (83.3mm)	2.59" (65.8mm)	1.38" (35.1mm)
Timers (PT18)	1.80" (45.7mm)	3.81" (96.8mm)	3.28" (83.3mm)	2.59" (65.8mm)	1.39" (35.4mm)



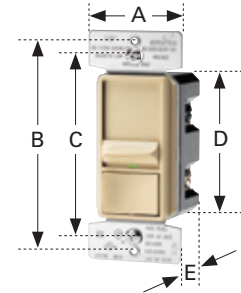
Decorator Dimmers

Family	A	B	C	D	E
600W dimmers (DAL06P)	1.80" (45.7mm)	3.81" (96.8mm)	3.28" (83.3mm)	2.67" (67.8mm)	1.28" (32.6mm)
1000W dimmers (DI10P, DF8AP7)	2.45" (62.2mm)	3.81" (96.8mm)	3.28" (83.3mm)	2.67" (67.8mm)	1.28" (32.6mm)
Fan speed controls (DFS15)	1.80" (45.7mm)	3.81" (96.8mm)	3.28" (83.3mm)	2.67" (67.8mm)	1.28" (32.6mm)



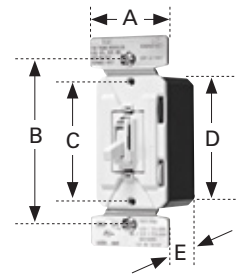
Slide Dimmers

Family	A	B	C	D	E
600W dimmers (SAL06P)	1.80" (45.7mm)	3.81" (96.8mm)	3.28" (83.3mm)	2.67" (67.8mm)	1.27" (32.4mm)
1000W dimmers (SI10P, SF8AP7)	2.45" (62.2mm)	3.81" (96.8mm)	3.28" (83.3mm)	2.67" (67.8mm)	1.27" (32.4mm)
Fan speed controls (SFS15)	1.80" (45.7mm)	3.81" (96.8mm)	3.28" (83.3mm)	2.67" (67.8mm)	1.27" (32.4mm)



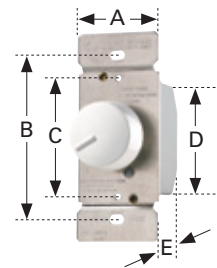
Toggle Dimmers

Family	A	B	C	D	E
600W dimmers (TAL06P1)	1.70" (43.2mm)	3.28" (83.3mm)	2.38" (60.5mm)	2.71" (68.8mm)	1.36" (34.5mm)
1000W dimmers (TI3101, TI3101L)	1.70" (43.2mm)	3.28" (83.3mm)	2.38" (60.5mm)	2.72" (69.1mm)	1.43" (36.3mm)
Fan speed controls (TFS15)	1.70" (43.2mm)	3.28" (83.3mm)	2.38" (60.5mm)	2.30" (58.4mm)	1.40" (35.6mm)



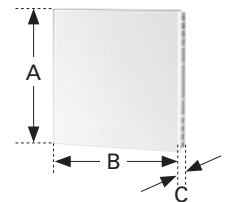
Rotary Dimmers

Family	A	B	C	D	E
600W dimmers (RI06)	1.70" (43.2mm)	3.28" (83.3mm)	2.38" (60.5mm)	2.20" (55.9mm)	1.30" (33.0mm)
1000W dimmers (RI101)	1.70" (43.2mm)	3.28" (83.3mm)	2.38" (60.5mm)	2.70" (68.7mm)	1.43" (36.3mm)
Combination dimmers & fan speed control (RDC15, RDC25)	1.63" (41.4mm)	3.81" (96.8mm)	3.28" (83.3mm)	2.70" (68.7mm)	1.46" (37.0mm)
Fan speed controls (RFS5, RFS15)	1.70" (43.2mm)	3.28" (83.3mm)	2.38" (60.5mm)	2.20" (55.9mm)	1.30" (33.0mm)



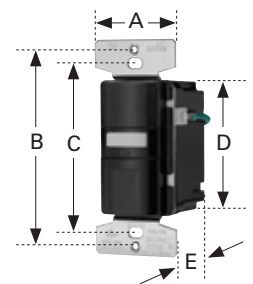
Dimmers: power extenders

Family	A (Height)	B (Width)	C (Depth)
Power Extenders (P19, PF19)	4.85" (123.2mm)	4.65" (118.0mm)	2.07" (52.6mm)



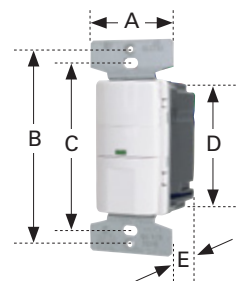
Occupancy & vacancy sensors

Family	A	B	C	D	E
Occupancy/vacancy dimmers (OS106, VS106)	1.80" (45.7mm)	3.81" (96.8mm)	3.21" (81.5mm)	2.59" (65.8mm)	1.40" (35.6mm)
Occupancy/vacancy dual switches (OS310R, VS310R)	1.80" (45.7mm)	3.81" (96.8mm)	3.21" (81.5mm)	2.59" (65.8mm)	1.40" (35.6mm)
Occupancy/vacancy switches (OS310U, VS310U)	1.80" (45.7mm)	3.81" (96.8mm)	3.21" (81.5mm)	2.59" (65.8mm)	1.40" (35.6mm)



Occupancy & vacancy sensors: standard series

Family	A	B	C	D	E
(OS306U)	1.8" (45.72mm)	3.81" (96.8mm)	3.21" (81.5mm)	2.59" (65.8mm)	1.40" (35.6mm)
(VS306U)	1.8" (45.72mm)	3.81" (96.8mm)	3.21" (81.5mm)	2.59" (65.8mm)	1.40" (35.6mm)



SECTION

B



Wiring Devices

Our broad line of wiring devices deliver reliable performance, quality construction and labor-saving features that make our devices faster and easier to install. You will find a wide color palette suited for today's new and existing homes, along with a complete decorator offering for home-wide contemporary styling. A host of devices are also available within this section for enhancing the safety of a home—from tamper resistant receptacles to combination nightlights.



Switches
B-2



Combination devices
B-12



USB receptacles
B-14



Receptacles
B-20



GFCIs
B-30



Power devices
B-36



Plugs & connectors
B-46



Lampholders
B-56



Switches

Our comprehensive line of switches encompasses everything from upscale decorator designs to standard toggle switches and even special-use replacement switches. All of our switches are engineered for smooth action and years of safe, dependable service no matter what the application, type of load or use.

Switch families

Decorator standard grade



B-4

Heavy duty grade toggle




B-5

Standard grade toggle




B-6

Standard grade CO/ALR toggle




B-7

Heavy duty grade canopy switches



B-8

Miscellaneous standard grade switches



B-10

Switch colors




Almond



Black



Brown



Gray



Ivory



Lt. Almond



White

- Built-in patented wire stripper provides handy backup for misplaced tools
- Longer, wider strap provides 40% more contact area to wallboard, virtually eliminating floating installations
- Ultrasonic welded thermoplastic top and bottom housing eliminate call-backs due to job-site breakage
- Cam action mechanism inside for quiet switch action
- Built-in wire looper to speed termination of both #14 and #12 AWG wire
- Slotted, Phillips and Robertson tri-combo screw heads offer greater installation flexibility



Specific switch solutions for today's needs



Aesthetic upgrades

Complete the look of a beautiful redecoration, renovation or new home with decorator switches that provide contemporary styling to coordinate perfectly with today's décor.

See page B-4

Shown:
7503



Device locator lighting

There are areas in every home where it is difficult to visually locate a switch in low-light or dark conditions. Lighted switches emit a soft glow that makes them easy to find without fumbling.

See page B-6

Shown:
1301-7LT



Aluminum wiring

There are many homes that still contain aluminum wiring. Hybrid copper & aluminum compatible (CO/ALR) switches are required for aluminum wiring.

See page B-7

Shown:
5221-7



Decorator standard grade switches

Product description

Single-pole, 3-way, 4-way
15A, 120/277V/AC



Design features

- Thermoplastic rocker, top and backbody are virtually unbreakable, promising years of durable performance
- Ultrasonic welding and integrated construction of the strap and body provide superior integrity
- Backwire clamps on the side terminals provide for easy installation of #12 and #14 AWG wire
- Push-in terminals accept #14 AWG solid wire
- Stippled ground screw terminal standard
- 120/277V/AC rating ideal for fluorescent lighting fixtures and a broad variety of applications
- Long, broad mounting strap virtually eliminates floating installations
- Patented built-in wire stripper for #12 and #14 AWG wire to speed installation
- Tri-combo screws accept Slotted, Phillips, and Robertson-head tools for installation flexibility
- Lighted switches glow in "OFF" position



7501

Decorator switches

Rating		Description	Color suffix	Catalog no.	 
A	V/AC				
15	120/277	Single-pole, back wire, push wire	A, B, BK, GY, LA, V, W	□ 7501__	• •
		Auto-grounding single-pole, back wire, push wire	A, B, BK, GY, LA, V, W	□ 7501-9__	• •
		3-way, back wire, push wire	A, B, BK, GY, LA, V, W	□ 7503__	• •
		Auto-grounding 3-way, back wire, push wire	A, B, BK, GY, LA, V, W	□ 7503-9__	• •
		4-way, back wire, push wire	A, B, BK, GY, LA, V, W	□ 7504__*	•
		Lighted single-pole, back wire, push wire	A, LA, V, W	□ 7511__	
		Lighted 3-way, back wire, push wire	A, LA, V, W	□ 7513__	

cULus Listed to UL20, file no. E18704; 7504 also UL Listed to Federal Spec WS-896E *Fed Spec.

AC decorator switches, back & side wire

Rating		Description	Color	Catalog no.	
A	V/AC				
15	120/277	Single-pole, two position, momentary contact, decorator	W	□ 7521W	•

Color ordering information:

For ordering devices, include Catalog no. followed by the Color suffix: A (Almond), B (Brown), BK (Black), GY (Gray), LA (Light Almond), V (Ivory), W (White)

A	B	BK	GY	LA	V	W
(Almond)	(Brown)	(Black)	(Gray)	(Lt. Almond)	(Ivory)	(White)

Dimensional information: B-68 **Specification information:** Please visit www.eaton.com/wiringdevices
Compliances, specifications and availability are subject to change without notice.

 Indicates NAFTA compliant - Page G-21

 RoHS compliant - Page G-21

Heavy duty grade toggle switches

Product description

Single-pole & 3-way
15A, 120/277V/AC


Design features

- Larger contacts and robust design for extended switch life
- Backwire clamps on the side terminals provide for easy installation of #12 and #14 AWG wire
- Side wire terminals accept up to #10 solid wire
- 120/277V/AC rating ideal for fluorescent lighting fixtures and a broad variety of applications
- Long, broad steel mounting strap zinc plated for corrosion resistance, virtually eliminates floating installations
- Patented built-in wire stripper for #12 and #14 AWG wire to speed installation
- Ground screw terminal standard
- Stippled line and ground contacts standard
- Tri-combo head mounting and terminal screws ease installation



CSB115ST

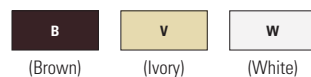
Heavy duty toggle switches

Rating A	V/AC	Description	Color suffix	Catalog no.	 
15	120/277	Single-pole, back & side wire	B, V, W	<input type="checkbox"/> CSB115ST__	• •
		3-way, back & side wire	V, W	<input type="checkbox"/> CSB315ST__	• •

cULus Listed to UL20, file no. E18704; NOM certified

Color ordering information:

For ordering devices, include Catalog no. followed by the Color suffix: B (Brown), V (Ivory), W (White)



Dimensional information: B-68 **Specification information:** Please visit www.eaton.com/wiringdevices
Compliances, specifications and availability are subject to change without notice.

 Indicates NAFTA compliant - Page G-21

 RoHS compliant - Page G-21

Standard grade toggle switches

Product description

Single-pole, 3-way, 4-way
15A, 120V/AC

Design features

- 3-way switches feature additional push-in common termination for feed-through tapping
- Push-in terminals accept #14 AWG solid wire only; side wire terminals accept up to #10 AWG solid wire
- Long, broad mounting strap virtually eliminates floating installations
- Patented built-in wire stripper for #12 and #14 AWG wire to speed installation
- Patented built-in wire looper for pre-looping
- Tri-combo screws accept Slotted, Phillips, and Robertson-head tools for installation flexibility
- Lighted toggle glows in "OFF" position



1303





1301-7





1301-73

Toggle switches, non-grounding

Rating		Description	Color suffix	Catalog no.	 
A	V/AC				
15	120	Single-pole, side wire & push wire	B, BK, LA, V, W	□ 1301__	• •
		3-way, back wire, side wire & push wire	B, BK, LA, V, W	□ 1303__	• •

cULus Listed to UL20, file no. E18704; 7504 also UL Listed to Federal Spec WS-896E

Toggle switches, grounding

Rating		Description	Color suffix	Catalog no.	 
A	V/AC				
15	120	Single-pole, side wire & push wire	A, B, BK, LA, V, W	□ 1301-7__	• •
		Single-pole, side wire & push wire, auto ground	A, B, BK, LA, V, W	□ 1301-9__	• •
		3-way, back wire, side wire & push wire	A, B, BK, LA, V, W	□ 1303-7__	• •
		3-way, side wire & push wire, auto ground	A, B, BK, LA, V, W	□ 1303-9__	• •
		4-way, side wire & push wire	A, B, BK, LA, V, W	□ 1242-7__	
		Single-pole, less ears, side wire & push wire	A, B, BK, LA, W	□ 1301-73__	• •
		Lighted, single-pole, side wire & push wire	LA, V, W	□ 1301-7LT__	•
		Lighted, 3-way, side wire & push wire	V, W	□ 1303-7LT__	•

cULus Listed to UL20, file no. E18704; NOM certified. Lighted models also CSA certified to C22.2, no. 111

Color ordering information:

For ordering devices, include Catalog no. followed by the Color suffix: A (Almond), B (Brown), BK (Black), LA (Light Almond), V (Ivory), W (White)

A	B	BK	LA	V	W
(Almond)	(Brown)	(Black)	(Lt. Almond)	(Ivory)	(White)

Dimensional information: B-68 **Specification information:** Please visit www.eaton.com/wiringdevices
Compliances, specifications and availability are subject to change without notice.

 Indicates NAFTA compliant - Page G-21

 RoHS compliant - Page G-21

Standard grade CO/ALR toggle switches

Product description

Single-pole & 3-way
15A, 120V/AC

Design features

- For direct connection to aluminum or copper wire
- Industrial design cam action mechanism ensures quiet switch action
- Side wire terminals accept up to #10 AWG solid copper wire, and up to #10 AWG solid aluminum wire
- Terminal screws backed out—ready for wiring
- Patented built-in wire stripper for #12 and #14 AWG wire to speed installation
- Combination Slot/Phillips head mounting and terminal screws ease installation (Slot/Robertson screws in Canada where available)
- Long, broad mounting strap virtually eliminates floating installations



5221-7

CO/ALR toggle switches

Rating		Description	Color suffix	Catalog no.	
A	V/AC				
15	120	Single-pole, side wire	V, W	□ 5221-7__	•
		3-way, side wire	V, W	□ 5223-7__	•

Listed to UL20, file no. E18704; CSA certified to C22.2, no. 111

Color ordering information:

For ordering devices, include Catalog no. followed by the Color suffix: V (Ivory), W (White)



Dimensional information: B-68 **Specification information:** Please visit www.eaton.com/wiringdevices
Compliances, specifications and availability are subject to change without notice.

 RoHS compliant - Page G-21

Miscellaneous standard grade switches

Product description

Feed-through cord switches



Design features

- Insulation displacement terminals eliminate need for stripping insulation from cord conductors
- For in-line, ON/OFF switching



933

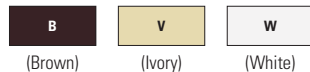
Feed-through cord switch

Rating		Description	Color suffix	Catalog no.	 
A	V/AC				
3	120	Feed-through cord switch for flat or round cords, ON-OFF sequence, insulation displacement terminals Fits the following cord types: #18/2 SPT-1, SPT2 or HPN Cord; #16/2 SPT-1, SPT2 or HPN Cord; Round Type SVT Cord (max. dia. 9/32", 7.14mm)	B, V, W	□ 933__	• •

Listed to UL20, file no. E47968; CSA certified to C22.2, no. 111; NOM certified

Color ordering information:

For ordering devices, include Catalog no. followed by the Color suffix: B (Brown), V (Ivory), W (White)



Dimensional information: B-68 **Specification information:** Please visit www.eaton.com/wiringdevices
Compliances, specifications and availability are subject to change without notice.

 Indicates NAFTA compliant - Page G-21

 RoHS compliant - Page G-21


Canopy switches

Product description

Single-pole, two-circuit
 1A, 125V/AC; 1A, 250V/AC;
 3A, 125V/AC; 3A, 250V/AC;
 6A, 125V/AC; 6A, 250V/AC

Design features


- Wide variety of sizes for use in fixtures, appliances, doorways and with equipment
- Shank is threaded 15/32"-32 x 15/32" (11.8mm) long
- Hex nut and finishing nut furnished
- 6" (152.4mm) wire lead terminals, #18 105°C stripped 0.75" (19.1mm)



458BD



442



460



449NP

Pull chain canopy switches



A	Rating V/AC	VL	Description	Color	Catalog no.	
6 3 1	125 250	125	Pull chain with end bell, single-pole, ON-OFF sequence	NP	□ 458NP	•
			Pull chain with end bell, single-pole, ON-OFF sequence	BD	□ 458BD	•

UL Recognized component for US & Canada, file no. E89885

Pull chain canopy switches



A	Rating V/AC	Description	Color	Catalog no.
3 3 6	125 "T" 250 250	Single-pole, side wire	NP	□ 442

UL Recognized component for US & Canada, file no. E89885

Pull chain canopy switches



A	Rating V/AC	Description	Color	Catalog no.	
3 6	250 125	Pull chain with end bell, two-circuit Lo-Med-Hi-OFF sequence	BD	□ 460	•

UL Recognized component for US & Canada, file no. E89885


Push button canopy switches

A	Rating V/AC	VL	Description	Color	Catalog no.
1 3	250	125	Metal push button, single-pole, ON-OFF sequence	NP	□ 449NP

UL Recognized component for US & Canada, file no. E81103

Color ordering information:

BD (Brass), NP (Nickel)



Specification information: Please visit www.eaton.com/wiringdevices
Compliances, specifications and availability are subject to change without notice.

RoHS compliant - Page G-21

Circuit control switches

Product description

Single-pole, single throw
6A, 125V/AC, 3A, 125V/AC

Design features

- Shank is threaded 15/32"-32 x 15/32" (11.8mm) long
- Keyed shank, indicator plate and finishing nut furnished
- 6" (152.4mm) wire lead terminals, #18 AWG 105°C stripped 0.75" (19.1mm)



452

Circuit control toggle switch

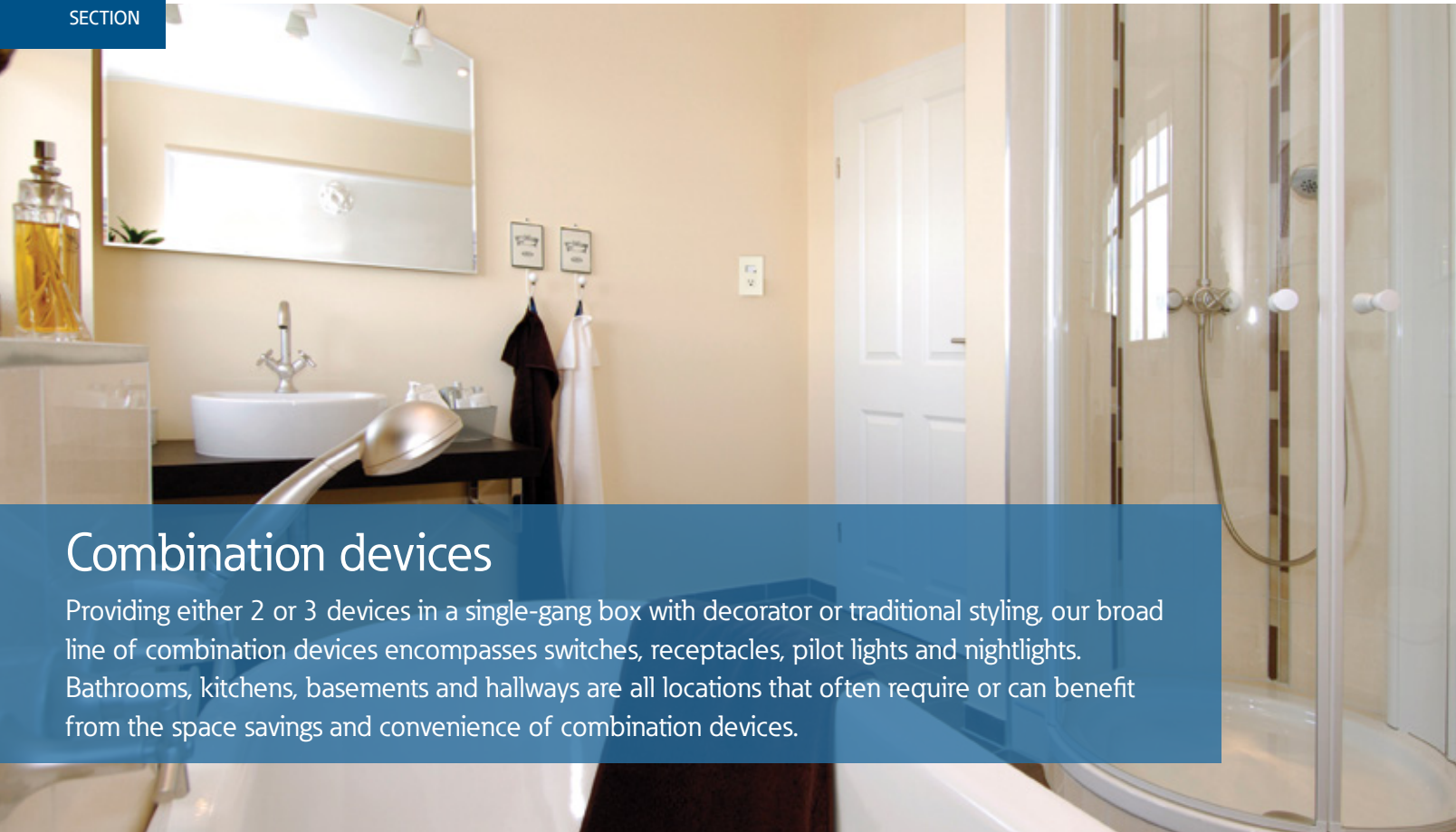
Rating		Description	Color	Catalog no.	
A	V/AC				
6	125	Metal bat handle, single-pole single throw circuit, ON-OFF sequence	Silver	□ 452	•
3	250				

UL Recognized component for US & Canada, file no. E18704; CSA certified

Specification information: Please visit www.eaton.com/wiringdevices
Compliances, specifications and availability are subject to change without notice.

 RoHS compliant - Page G-21






Combination devices

Providing either 2 or 3 devices in a single-gang box with decorator or traditional styling, our broad line of combination devices encompasses switches, receptacles, pilot lights and nightlights. Bathrooms, kitchens, basements and hallways are all locations that often require or can benefit from the space savings and convenience of combination devices.

Combination device families

Combination USB charger with tamper resistant receptacle



B-14

Decorator heavy duty grade combination devices



B-15

Traditional style heavy duty grade combination devices



B-16

Dimmable nightlight heavy duty grade combination devices



B-18

Combination device colors

	
Almond	Black
	
Brown	Gray
	
Ivory	Lt. Almond
	
White	

- Convenient patented built-in wire stripper speeds installation
- Steel mounting strap is zinc plated for added corrosion resistance
- USB Receptacles allow for quick and convenient charging of most electronic accessories
- Nightlight models feature dimmable LED lamps



Specific combination device solutions for today's needs



USB charging devices

Perfect for quickly and easily charging most electronic components without powered computers or bulky adapters.

See page B-14

Shown:
TR7740




Light & motor control

Combination switches are horsepower rated to carry motor loads such as bathroom fans and garbage disposals on the same or separate circuits.

See page B-15

Shown:
7728



LED nightlight combinations

Ideal for bathrooms, hallways, stairs and landings, flush-mount LED nightlight combination devices provide added safety and comfort along with switch or receptacle functionality.

See page B-18

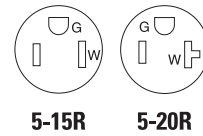
Shown:
TR7735



Combination USB charger with tamper resistant receptacle

Product description

2-pole, 3-wire grounding
 15A, 125V/AC, 5V DC 700MA
 15A 125V/AC, 5V DC 2.4A
 15A, 125V/AC, 5V DC 3.1A
 20A, 125V/AC, 5V DC 3.1A



TR7740



TR7755

Design features

- Standard AC receptacle with two USB charging ports for conveniently charging most electronic accessories
- Dual USB charging ports charge most compatible electronic devices that charge via a 5V power adapter
- Three (3) pre-stripped 6" wire leads for line, neutral and ground for quick and easy installation (TR7755 and TR7756 only)
- Tamper resistant receptacles provide compliance with 2014 NEC® Article 406.12 which states that all 15A and 20A, 125V/AC receptacles installed in dwelling units must be tamper resistant
- Automatic grounding system eliminates need for bonding jumper in grounded metal enclosure and provides redundant measure of ground continuity where jumper is used
- Thermoplastic top and back-body are virtually unbreakable to deliver years of durable performance
- Steel mounting strap is zinc plated for added corrosion resistance
- Convenient patented built-in wire strippers speeds installation
- Backwire clamps on side terminals provide for easy installation of #12 and #14 AWG wire (TR7740/TR7741)
- Triple wipe blade contacts and double wipe ground contacts to insure long-term plug retention
- Replaces a standard duplex receptacle for USB charging capability without the need for special tools or bulky adapters



Combination USB charger with TR receptacle

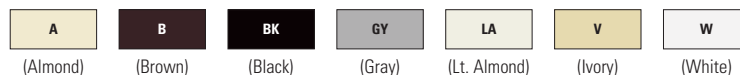


Rating		Rating		Description	Color suffix	Catalog no.
A	V/AC	A	V/DC			
15	125	0.7	5	Combination USB charger with TR receptacle	A, BK, GY, LA, V, W	□ TR7740__
15	125	2.4	5	Combination USB charger with TR receptacle	A, B, BK, GY, LA, V, W	□ TR7741__
15	125	3.1	5	USB charger with TR duplex receptacle, wire leads	A, B, BK, GY, LA, V, W	□ TR7755__
20	125	3.1	5	USB charger with TR duplex receptacle, wire leads	A, B, BK, GY, LA, V, W	□ TR7756__

cULus Listed UL 498 and UL1310; NOM certified

Color ordering information:

For ordering devices, include Catalog no. followed by the Color suffix: A (Almond), B (Brown), BK (Black), GY (Gray), LA (Light Almond), V (Ivory), W (White)



Dimensional information: B-68 **Specification information:** Please visit www.eaton.com/wiringdevices
Compliances, specifications and availability are subject to change without notice.

Tamper resistant

Decorator heavy duty grade combination devices

Product description

Single-pole, 3-way
15A, 120/277V/AC switches
15A, 125V/AC receptacles



5-15R



7729



TR7730

Design features

- 120/277V/AC rating ideal for fluorescent lighting fixtures and a broad variety of applications
- Switches are horsepower rated for motor loads per UL20
- Thermoplastic rocker, top and backbody are virtually unbreakable to deliver years of durable performance
- Tamper resistant receptacles provide compliance with 2014 NEC® Article 406.12 which states that all 15A and 20A, 125V/AC receptacles installed in dwelling units must be tamper resistant
- Steel mounting strap is zinc plated for added corrosion resistance
- Convenient patented built-in wire stripper speeds installation
- Backwire clamps on side terminals provide for easy installation of #12 and #14 AWG wire
- Triple wipe blade contacts and double wipe ground contacts to insure long-term plug retention (TR7730)
- Tri-combo screw heads offer greater installation flexibility



Decorator combination switches



Rating		Description	Color suffix	Catalog no.	
A	V/AC				
15A	120/277	Two single-pole switches, back & side wire	A, BK, LA, V, W	□ 7728__	•
		Three single-pole switches, back & side wire	A, BK, LA, V, W	□ 7729__	•
		Two 3-way switches, back & side wire	A, BK, LA, V, W	□ 7731__	•
		One single-pole switch w/ one 3-way switch, back & side wire	A, BK, LA, V, W	□ 7732__	•

cULus Listed to UL20, file no. E18704; NOM certified

Decorator combination switch with receptacle



Rating		Description	Color suffix	Catalog no.	
A	V/AC				
15	120 switch	One single-pole switch with one tamper resistant NEMA 5-15R receptacle, back & side wire	A, BK, LA, V, W	□ TR7730__	•
15	125 receptacle				

cULus Listed to UL20, file no. E18704; NOM certified

Horsepower rated for motor loads per UL20

A	Rating		
	120V/AC	240V/AC	Max. Amps
15	1/2 HP	2 HP	12

Color ordering information:

For ordering devices, include Catalog no. followed by the Color suffix: A (Almond), BK (Black), LA (Light Almond), V (Ivory), W (White)

A	BK	LA	V	W
(Almond)	(Black)	(Lt. Almond)	(Ivory)	(White)

Dimensional information: B-68 **Specification information:** Please visit www.eaton.com/wiringdevices
Compliances, specifications and availability are subject to change without notice.



Traditional heavy duty grade combination devices

Product description

Single-pole, 3-way, pilot light
15A, 120/277V/AC switches; 15A, 120V/AC switches

Design features

- Combination switches with pilot light (277 & 294) can be wired to indicate power ON or power OFF
- 120/277V/AC rating ideal for fluorescent lighting fixtures and a broad variety of applications
- Switches are horsepower rated for motor loads per UL20
- Thermoplastic toggle, top and backbody are virtually unbreakable to deliver years of durable performance
- Ultrasonic welding and integrated construction of the strap and body provide superior ground integrity even under heavy use
- Automatic grounding system eliminates the need for bonding jumper in grounded metal enclosure and provides redundant measure of ground continuity where a jumper is used
- Steel mounting strap is zinc plated for added corrosion resistance
- Convenient patented built-in wire stripper speeds installation
- Backwire clamps on side terminals provide for easy installation of #12 and #14 AWG wire
- Terminal screws are backed out and ready for wiring to enhance ease of installation
- Tri-combo screw heads offer greater installation flexibility




271




277

Toggle combination switches

A	Rating			Description	Color suffix	Catalog no.	
	V/AC	W	V				
15	120/277			Two single-pole switches, back & side wire	A, B, LA, V, W	□ 271__	•
				Two 3-way switches, back & side wire	LA, V, W	□ 276__	•
15	120	1/25	125	One single-pole switch with pilot light, back & side wire	A, B, LA, V, W	□ 277__	•

cULus Listed to UL20, file no. E18704; CSA certified to C22.2, no. 111; NOM certified, except 275; NOM certified

Toggle combination switches

A	Rating			Description	Color suffix	Catalog no.	
	V/AC	W	V				
15	120/277			One single-pole switch with one 3-way switch, back & side wire	A, B, LA, V, W	□ 275__	•
15	120	1/25	125	One 3-way switch with pilot light, back & side wire	B, V	□ 294__	•

cULus Listed to UL20/UL498, file no. E18704; CSA certified to C22.2, no. 111, except 294

Horsepower rated for motor loads per UL20

A	Rating		Max. Amps
	120V/AC	240V/AC	
15	1/2 HP	2 HP	12

Color ordering information:

For ordering devices, include Catalog no. followed by the Color suffix: A (Almond), B (Brown), LA (Light Almond), V (Ivory), W (White)

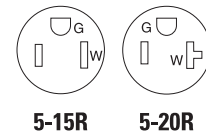
A	B	LA	V	W
(Almond)	(Brown)	(Lt. Almond)	(Ivory)	(White)

Specification information: Please visit www.eaton.com/wiringdevices

Compliances, specifications and availability are subject to change without notice.

 RoHS compliant - Page G-21

Traditional heavy duty grade combination devices



Product description

Single-pole, 3-way
15A, 120V/AC switches
15A, 125V/AC, 20A, 125V/AC receptacles

Design features

- Combination switch with receptacle features UL Listed tamper resistant shutters that prevent the insertion of foreign objects
- Neon pilot light is ON when switch is ON (TR274 & TR291)
- Switches are horsepower rated for motor loads per UL20
- Thermoplastic toggle, top and backbody are virtually unbreakable to deliver years of durable performance
- Automatic grounding system eliminates the need for bonding jumper in grounded metal enclosure and provides redundant measure of ground continuity where a jumper is used
- Steel mounting strap is zinc plated for added corrosion resistance
- Backwire clamps on side terminals provide for easy installation of #12 and #14 AWG wire
- Triple wipe blade contacts and double wipe ground contacts ensure long-term plug retention on receptacles
- Tri-combo screw heads offer greater installation flexibility



TR274



TR291

Toggle combination switch with receptacle



Rating		Description	Color suffix	Catalog no.	✓
A	V/AC				
15	120	One single-pole switch with one tamper resistant NEMA 5-15R 2-pole, 3-wire receptacle, back & side wire	A, B, BK, LA, V, W	□ TR274__	•
15	125				
15	120	One 3-way switch with one tamper resistant NEMA 5-15R 2-pole, 3-wire receptacle, back & side wire	A, B, BK, LA, V, W	□ TR293__	•
15	125				

cULus Listed to UL20/UL498, file no. E18704; NOM certified

Toggle combination switch with receptacle



Rating		Description	Color suffix	Catalog no.	✓
A	V/AC				
15	120	One single-pole switch with one tamper resistant NEMA 5-20R 2-pole, 3-wire receptacle, back & side wire	A, B, BK, LA, V, W	□ TR291__	•
20	125				

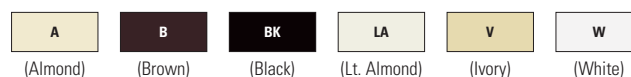
cULus Listed to UL20/UL498, file no. E18704; NOM certified

Horsepower rated for motor loads per UL20

A	Rating		Max. Amps
	120V/AC	240V/AC	
15	1/2 HP	2 HP	12
20	1 HP	2 HP	16

Color ordering information:

For ordering devices, include Catalog no. followed by the Color suffix: A (Almond), B (Brown) BK (Black), LA (Light Almond), V (Ivory), W (White)



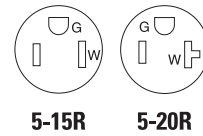
Dimensional information: B-68 **Specification information:** Please visit www.eaton.com/wiringdevices
Compliances, specifications and availability are subject to change without notice.



Dimmable LED nightlight heavy duty grade combination devices

Product description

Single-pole 15A, 120V/AC
 15A, 120V/AC switches
 15A, 125V/AC; 20A, 125V/AC receptacles
 120V nightlight



7738



TR7735



7737



TRSGFNL15

Design features

- Light sensor turns the nightlight ON when ambient light is low, and OFF when ambient light is high; can also be set to manual ON/OFF (automatic only for GFCI)
- Nightlights are dimmable to desired light level (excluding GFCI)
- Long-lasting energy efficient LED bulbs are rated for 50,000 hours lamp life
- Nightlight features full dimming as well as 3 preset levels to easily match light levels on devices mounted in series
- Nightlights use 3 LED lamps that consume a maximum of 1 watt of energy
- Combination nightlight/receptacle (TR7735 & TR7736) features UL Listed tamper resistant shutters that prevent the insertion of foreign objects
- Automatic grounding system eliminates the need for bonding jumper in grounded metal enclosure and provides redundant measure of ground continuity where a jumper is used
- Terminal screws are backed out and ready for wiring to enhance ease of installation
- Devices mounted in series can be controlled by an external switch in guide light mode



LED nightlight combination with switch



A	Rating V/AC	W	Description	Color suffix	Catalog no.
15	120	1	One single-pole switch with nightlight, back & side wire	A, BK, LA, V, W	□ 7738__

cULus Listed to UL20, file no. E18704; NOM certified

LED nightlight combination with receptacle



A	Rating V/AC	W	Description	Color suffix	Catalog no.
15	120	1	Nightlight with one tamper resistant receptacle	A, BK, LA, V, W	□ TR7735__
15	125		NEMA 5-15R, 2-pole, 3-wire, back & side wire		
20	120	1	Nightlight with one tamper resistant receptacle	A, BK, LA, V, W	□ TR7736__
20	125		NEMA 5-20R, 2-pole, 3-wire, back & side wire		

cULus Listed to UL498, file no. E15058; NOM certified

Full LED nightlight



A	Rating V/AC	W	Description	Color suffix	Catalog no.
120	1		Full hallway nightlight, back & side wire	A, BK, LA, V, W	□ 7737__

cULus Listed to UL1598, file no. E334295; NOM certified

LED nightlight combination with duplex self-test GFCI



A	Rating V/AC	Description	Color suffix	Catalog no.
15	125	Tamper resistant duplex GFCI with nightlight, back & side wire	A, BK, LA, V, W	□ TRSGFNL15__
20	125	Tamper resistant duplex GFCI with nightlight, back & side wire	A, BK, LA, V, W	□ TRSGFNL20__

Color ordering information:

For ordering devices, include Catalog no. followed by the Color suffix: A (Almond), BK (Black), LA (Light Almond), V (Ivory), W (White)



Dimensional information: B-68 **Specification information:** Please visit www.eaton.com/wiringdevices
Compliances, specifications and availability are subject to change without notice.

Tamper resistant




Receptacles

From decorator and standard styles to tamper resistant receptacles, our broad line covers virtually any need throughout a house. All of our receptacles are designed for long-term reliability and ease of installation, while meeting and exceeding the latest industry and UL performance standards.



Receptacle families

Outlet branch circuit AFCI



B-22

Heavy duty grade



B-23

Decorator standard grade



B-24

Standard grade



B-25

Specialty standard grade




B-28

Academy series outlets



B-29

Receptacle colors




Almond



Black



Brown



Gray



Ivory



Lt. Almond



White

- Extra durability heavy duty grade models available for high abuse areas
- Screw-catch feature on traditional duplex devices automatically holds the wallplate mounting screw in place
- Built-in wire looper to speed termination of both #14 and #12 AWG wire
- Slotted, Phillips and Robertson Tri-combo screw heads offer greater installation flexibility
- Tamper resistant versions provide compliance with 2014 NEC® section 406.12 and provide significantly improved protection over traditional receptacles with removable plastic safety caps



Specific receptacle solutions for today's needs



Child safety

Tamper resistant receptacles not only provide code compliance, they also deliver automatic, continual protection from electrical injury as a result of inserting foreign objects.

See page B-25

Shown:
TR270



Aluminum wiring

There are many homes that still contain aluminum wiring. Using hybrid copper & aluminum compatible (CO/ALR) receptacles can reduce the hazards of aluminum wiring.

See page B-27

Shown:
5270



Home entertainment devices

Today's flat-screen televisions mount closely to the wall, requiring recessed receptacles to permit tight mounting clearances and leave more room for cord control.

See page B-28

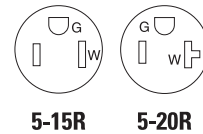
Shown:
TR780



Outlet branch circuit AFCI receptacles

Product description

2-pole, 3-wire grounding
 15A, 125V/AC
 20A, 125V/AC



TRAFCI15W



TRAFCI20V

Design features

- Designed to recognize an arc fault and quickly trip to stop the flow of electricity to prevent the electrical system from being an ignition source of fire
- Meets 2014 NEC® 406.4 (D)(4) requirements for replacement receptacles for dwelling units
- Meets 2014 NEC® requirements when installed as defined in Article 210.12 (A) for dwelling units
- Proven Eaton AFCI technology refined over several years to minimize unwanted tripping
- Lockout feature provides safest design by prohibiting the AFCI from resetting if the AFCI circuit is not functioning properly
- Tamper resistant receptacles provide compliance with 2014 NEC® Article 406.12 which states that all 15A and 20A, 125V/AC receptacles installed in dwelling units must be tamper resistant
- Perfect for use in dwelling units, remodel/ retrofit applications, dormitories and commercial buildings



Tamper resistant AFCI receptacle



Rating		Description	Color suffix	Catalog no.
A	V/AC			
15	120	Tamper resistant AFCI duplex receptacle	A, B, BK, GY, LA, V, W	<input type="checkbox"/> TRAFCI15__
20	125	Tamper resistant AFCI duplex receptacle	A, B, BK, GY, LA, V, W	<input type="checkbox"/> TRAFCI20__

Color ordering information:

For ordering devices, include Catalog no. followed by the Color suffix: A (Almond), B (Brown), BK (Black), GY (Gray), LA (Light Almond), V (Ivory), W (White)



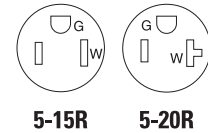
Dimensional information: B-69 **Specification information:** Please visit www.eaton.com/wiringdevices
Compliances, specifications and availability are subject to change without notice.

Tamper resistant

Heavy duty grade receptacles

Product description

2-pole, 3-wire grounding
15A, 125V/AC
20A, 125V/AC



TRCR15




TR6250




1877

Design features

- Heavy duty grade receptacles are designed and built for heavier use and feature enhanced ground contacts
- Tamper resistant receptacles provide compliance with 2014 NEC® Article 406.12 which states that all 15A and 20A, 125V/AC receptacles installed in dwelling units must be tamper resistant 
- Durable impact-resistant thermoplastic face and back body is virtually unbreakable and also chemical-resistant
- Side-wire terminals accept up to #10 AWG solid wire
- Screw-catch feature on duplex devices speeds mounting of wallplates
- Galvanized steel wrap-around mounting strap for superior assembly security
- Patented built-in wire stripper for #12 and #10 AWG wire (except TRCR models) to speed installation
- Duplex and decorator devices feature automatic grounding system that eliminates the need for bonding jumper in grounded metal enclosures and provides a redundant measure of ground continuity where a jumper is used

Heavy duty tamper resistant duplex receptacles




Rating A	V/AC	Description	Color suffix	Catalog no.	
15	120	Tamper resistant NEMA 5-15R duplex receptacle, side wire	A, B, BK, GY, LA, RD, V, W	<input type="checkbox"/> TRCR15__	•
20	125	Tamper resistant NEMA 5-20R duplex receptacle, side wire	A, B, BK, GY, LA, RD, V, W	<input type="checkbox"/> TRCR20__	•

cULus Listed to UL498, file no. E15058; NOM certified

Heavy duty tamper resistant single receptacles





Rating A	V/AC	Description	Color suffix	Catalog no.	
15	125	Tamper resistant NEMA 5-15R decorator single receptacle, side wire	B, BK, V, W	<input type="checkbox"/> TR6250__	•
		Tamper resistant NEMA 5-15R single receptacle, side wire	A, B, BK, LA, V, W	<input type="checkbox"/> TR817__	•
20	125	Tamper resistant NEMA 5-20R decorator single receptacle, side wire	LA, V, W	<input type="checkbox"/> TR6350__	•
		Tamper resistant NEMA 5-20R single receptacle, side wire	A, B, BK, LA, V, W	<input type="checkbox"/> TR1877__	•

cULus Listed to UL498, file no. E15058; NOM certified

Heavy duty single receptacles



Rating A	V/AC	Description	Color suffix	Catalog no.		
15	125	5-15R Single receptacle, side wire	B, BK, LA, V, W	<input type="checkbox"/> 817__	•	•
20	125	5-20R Single receptacle, side wire	A, B, BK, LA, V, W	<input type="checkbox"/> 1877__	•	•

Listed to UL498, file no. E15058; CSA certified to C22.2, no. 42; NOM certified

Color ordering information:

For ordering devices, include Catalog no. followed by the Color suffix: A (Almond), B (Brown), BK (Black), GY (Gray), LA (Light Almond), RD (Red), V (Ivory), W (White)

A	B	BK	GY	LA	RD	V	W
(Almond)	(Brown)	(Black)	(Gray)	(Lt. Almond)	(Red)	(Ivory)	(White)

Dimensional information: B-68, B-69 **Specification information:** Please visit www.eaton.com/wiringdevices
Compliances, specifications and availability are subject to change without notice.

 Indicates NAFTA compliant - Page G-21

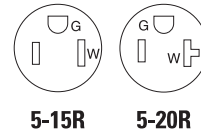
 RoHS compliant - Page G-21

 Tamper resistant

Decorator standard grade receptacles

Product description

2-pole, 3-wire grounding
15A & 20A, 125V/AC




TR1107-9





1107

Design features

- Tamper resistant receptacles provide compliance with 2014 NEC® Article 406.12 which states that all 15A and 20A, 125V/AC receptacles installed in dwelling units must be tamper resistant 
- Longer, wider strap provides 40% more contact area to wall board, virtually eliminating floating installations
- Patented built-in wire stripper for #14 and #12 AWG wire to speed installation
- Push-in terminals accept #14 AWG solid wire for quick installation
- Patented built-in wire looper for pre-looping
- High impact-resistant thermoplastic face and back body eliminates breakage
- Double-wipe ground contacts ensure long-term ground retention
- Easy access split circuit break-off tab
- Tri-combo screws accept Slotted, Phillips, and Robertson-head tools for installation flexibility
- Terminal screws backed out and ready for wiring
- Side wire terminals accept up to #10 AWG solid wire

Decorator tamper resistant duplex receptacles





Rating					
A	V/AC	Description	Color suffix	Catalog no.	 
15	125	Tamper resistant NEMA 5-15R decorator duplex receptacle, side & push wire	A, B, BK, GY, LA, V, W	□ TR1107__	• •
		Auto grounding tamper resistant NEMA 5-15R decorator duplex receptacle, side & push wire	A, B, BK, LA, V, W	□ TR1107-9__	• •
20	125	NEMA 5-20 tamper resistant decorator duplex receptacle, side wire only	A, B, BK, GY, LA, V, W	□ TR1307__	• •

cULus Listed to UL498, file no. E15058; NOM certified

Decorator duplex receptacles



Rating					
A	V/AC	Description	Color suffix	Catalog no.	 
15	125	NEMA 5-15R decorator duplex receptacle, side & push wire	A, B, BK, GY, LA, V, W	□ 1107__	• •
		Auto grounding NEMA 5-15R decorator duplex receptacle, side & push wire	A, BK, LA, V, W	□ 1107-9__	• •

Listed to UL498, file no. E15058; CSA certified to C22.2, no. 42; NOM certified

Color ordering information:

For ordering devices, include Catalog no. followed by the Color suffix: A (Almond), B (Brown), BK (Black), GY (Gray), LA (Light Almond), V (Ivory), W (White)



Dimensional information: B-68, B-69 **Specification information:** Please visit www.eaton.com/wiringdevices
Compliances, specifications and availability are subject to change without notice.

 Indicates NAFTA compliant - Page G-21

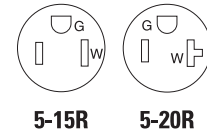
 RoHS compliant - Page G-21

 Tamper resistant

Standard grade receptacles

Product description

2-pole, 3-wire grounding
15A & 20A, 125V/AC



TR270





TWR270





270

Design features

- Tamper resistant receptacles provide compliance with 2014 NEC® Article 406.12 which states that all 15A and 20A, 125V/AC receptacles installed in dwelling units must be tamper resistant 
- Tamper and weather resistant receptacles provide both tamper resistant safety and ensure weather resistance in wet and damp outdoor locations 
- Longer, wider strap provides 40% more contact area to wall board, virtually eliminating floating installations
- Patented built-in wire stripper for #14 and #12 AWG wire to speed installation
- Push-in terminals accept #14 AWG solid wire for quick installation
- Patented built-in wire looper for pre-looping
- High impact-resistant thermoplastic face and back body eliminates breakage
- Double-wipe ground contacts ensure long-term ground retention
- Easy access split circuit break-off tab
- Tri-combo screws accept Slotted, Phillips, and Robertson-head tools for installation flexibility
- Terminal screws backed out and ready for wiring
- Side wire terminals accept up to #10 AWG solid wire

Tamper resistant duplex receptacles



Rating A	V/AC	Description	Color suffix	Catalog no.		
15	125	Tamper resistant NEMA 5-15R duplex receptacle, side & push wire	A, B, BK, LA, V, W	□ TR270__	•	•
		Auto grounding tamper resistant NEMA 5-15R, duplex receptacle, side & push wire	A, B, LA, V, W	□ TR270-9__	•	•
20	125	NEMA 5-20 tamper resistant duplex receptacle, 2-pole, 3-wire, side wire	A, B, BK, GY, LA, V, W	□ TR370__	•	•

cULus Listed to UL498, file no. E15058; NOM certified

Tamper & weather resistant duplex receptacles





Rating A	V/AC	Description	Color suffix	Catalog no.		
15	125	Tamper & weather resistant NEMA 5-15R duplex receptacle, side & push wire	GY, LA, V, W	□ TWR270__	•	•

cULus Listed to UL498, file no. E15058; NOM certified

Duplex receptacles



Rating A	V/AC	Description	Color suffix	Catalog no.		
15	125	NEMA 5-15R duplex receptacle, side & push wire	A, B, BLK, LA, V, W	□ 270__	•	•
		Auto grounding NEMA 5-15R duplex receptacle, side & push wire	A, B, LA, V, W	□ 270-9__	•	•
		NEMA 5-15R duplex receptacle, less ears, side & push wire	A, B, BK, LA, V, W	□ 4270__	•	•

Listed to UL498, file no. E15058; CSA certified to C22.2, no. 42; NOM certified

Color ordering information:


For ordering devices, include Catalog no. followed by the Color suffix: A (Almond), B (Brown), BK (Black), GY (Gray), LA (Light Almond), V (Ivory), W (White)

A	B	BK	GY	LA	V	W
(Almond)	(Brown)	(Black)	(Gray)	(Lt. Almond)	(Ivory)	(White)

Dimensional information: B-68, B-69 **Specification information:** Please visit www.eaton.com/wiringdevices
Compliances, specifications and availability are subject to change without notice.

 Indicates NAFTA compliant - Page G-21

 Tamper resistant

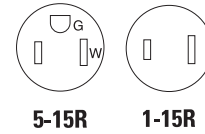
 Tamper & weather resistant

 RoHS compliant - Page G-21

Standard grade receptacles



Product description

2-pole, 3-wire grounding
 2-pole, 2-wire non-grounding
 15A, 125V/AC





298

Duplex receptacles

Rating		Description	Color suffix	Catalog no.	 
A	V/AC				
15	125	NEMA 1-15R duplex receptacle, non-grounding, side wire	B, V, W	□ 736__	• •

Listed to UL498, file no. E15058; NOM certified

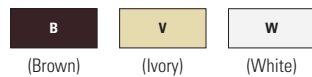
Duplex receptacles

Rating		Description	Color suffix	Catalog no.	 
A	V/AC				
15	125	NEMA 5-15R duplex receptacle, 8 quick wire ports, push wire	V, W	□ 298__	• •

Listed to UL498, file no. E15058; CSA certified to C22.2, no. 42; NOM certified

Color ordering information:

For ordering devices, include Catalog no. followed by the Color suffix: B (Brown), V (Ivory), W (White)



Dimensional information: B-68 **Specification information:** Please visit www.eaton.com/wiringdevices
Compliances, specifications and availability are subject to change without notice.

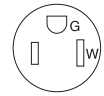
 Indicates NAFTA compliant - Page G-21

 RoHS compliant - Page G-21

CO/ALR standard grade receptacles

Product description

2-pole, 3-wire grounding
15A, 125V/AC



5-15R



5270

Design features

- For direct connection to aluminum or copper wire
- Double-wipe ground contacts ensure long-term ground retention
- Combination Slotted/Phillips head mounting and terminal screws for installation flexibility
- Easy access split circuit break-off tab
- Terminal screws backed out and ready for wiring
- Side wire terminals accept up to #10 solid copper wire or solid aluminum wire

CO/ALR duplex receptacles



Rating		Description	Color suffix	Catalog no.	
A	V/AC				
15	125	NEMA 5-15R duplex receptacle, grounding, side wire	V, W	□ 5270__	• •

Listed to UL498, file no. E15058; CSA certified to C22.2, no. 42; NOM certified

Color ordering information:

For ordering devices, include Catalog no. followed by the Color suffix: V (Ivory), W (White)



Dimensional information: B-68 **Specification information:** Please visit www.eaton.com/wiringdevices
Compliances, specifications and availability are subject to change without notice.

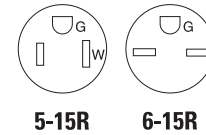
Indicates NAFTA compliant - Page G-21

RoHS compliant - Page G-21

Specialty standard grade receptacles

Product description

2-pole, 3-wire grounding
 15A, 125V/AC
 15A, 250V/AC



TR780




78



TR5797

Design features

- Tamper resistant receptacles provide compliance with 2014 NEC® Article 406.12 which states that all 15A and 20A, 125V/AC receptacles installed in dwelling units must be tamper resistant 
- Surface receptacles for use with surface mounted wiring to expand convenience receptacles on solid plaster, brick or concrete walls
- Floor box assembly includes heavy-duty single receptacle on recessed mounting strap, 18 cu. in. steel back box, solid brass cover, gasket and threaded brass closure cap with watertight neoprene rubber "O" ring
- High impact-resistant thermoplastic face and back body eliminates breakage
- Double-wipe ground contacts ensure long-term ground retention
- Tri-combo screws accept Slotted, Phillips, and Robertson-head tools for installation flexibility
- Side wire terminals accept up to #10 AWG solid wire
- Recessed receptacles feature a virtually unbreakable thermoplastic housing and tamper resistant shutters

Recessed receptacles



Rating		Description	Color	Catalog no.	
A	V/AC				
15	125	Tamper resistant NEMA 5-15R single receptacle, with clock hanger, side wire	W	□ TR775W	•
15	125	Tamper resistant NEMA 5-15R duplex receptacle, push wire side wire	W	□ TR780W	

cULus Listed to UL498, file no. E15058; NOM certified

Surface receptacle NEMA 5-15R



Rating		Description	Color suffix	Catalog no.		
A	V/AC					
15	125	NEMA 5-15R duplex surface receptacle	B, V	□ 78__	•	•

Listed to UL498, file no. E15058; CSA certified to C22.2, no. 42; NOM certified

Surface receptacle NEMA 6-15R



Rating		Description	Color	Catalog no.	
A	V/AC				
15	250	NEMA 6-15R duplex surface receptacle	V	□ 74V	•

Listed to UL498, file no. E15058; NOM certified

Floor box receptacles



Rating		Description	Color	Catalog no.
A	V/AC			
15	125	Tamper resistant NEMA 5-15R single receptacle brass floor box assembly, back & side wire	BR	□ TR5797

cULus Listed to UL498, file no. E15058

Color ordering information:

For ordering devices, include Catalog no. followed by the Color suffix: B (Black), BR (Brass), V (Ivory), W (White)



Dimensional information: B-68, B-69 **Specification information:** Please visit www.eaton.com/wiringdevices
Compliances, specifications and availability are subject to change without notice.

Indicates NAFTA compliant - Page G-21

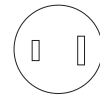
RoHS compliant - Page G-21

Tamper resistant

Academy series standard grade outlets

Product description

2-pole, 2-wire non-grounding
10A, 125V/AC



1-15R

Design features

- High impact resistant thermoplastic housing is virtually indestructible
- Outlets quickly add a receptacle to ordinary household wire
- Insulation piercing terminals eliminate the need for tools—just snap in unstripped wire and device is ready for use



2607



2609

Academy series outlets

Rating		Description	Color suffix	Catalog no.	
A	V/AC				
10	125	NEMA 1-15R polarized cord outlet, for 18-2 SPT-1, SPT-2 or HPN cord	B, W	□2607__	•

Listed to UL498, file no. E15012; NOM certified

Academy series outlets

Rating		Description	Color suffix	Catalog no.	
A	V/AC				
10	125	NEMA 1-15R in-line outlet, for 18-2 SPT-1 cord	B, BK, W	□2609__	•

Color ordering information:

For ordering devices, include Catalog no. followed by the Color suffix: B (Brown), BK (Black), W (White)

B	BK	W
(Brown)	(Black)	(White)

Dimensional information: B-69 **Specification information:** Please visit www.eaton.com/wiringdevices
Compliances, specifications and availability are subject to change without notice.

 RoHS compliant - Page G-21

GFCIs

Our Ground Fault Circuit Interrupters (GFCIs) provide state-of-the-art, dependable electric shock protection that is fully compliant with the latest NEC® & UL943 standards including self testing capability. In addition to being tested to the highest standards, our GFCIs will deny power and prevent resetting if the device is no longer able to provide safe, protected power.



GFCI families

Heavy duty grade

B-32–B-35

Tamper resistant heavy duty grade

B-32, B-34

Specialty heavy duty grade

B-35

GFCI colors



Almond



Black




Brown



Gray



Ivory



Lt. Almond



White

- Large visual indicator light gives quick notification of a tripped or “end-of-life” condition
- Unbreakable nylon construction provides unsurpassed chemical and impact resistance
- Ground termination with backwire clamp provides secure wiring and reduces installation time
- Horizontal Test/Reset button alignment provides larger unobstructed area; buttons color matched for superior aesthetics
- Line-load mis-wiring protection, will not provide power downstream when wired incorrectly
- Tamper Resistant versions provide compliance with 2014 NEC® section 406.12 and provide significantly improved protection over traditional receptacles with removable plastic safety caps



TR
TAMPER
RESISTANT

Specific GFCI solutions for today's needs




Tamper resistance

Tamper resistant GFCIs provide shock protection, code compliance, and also deliver automatic, continual protection from electrical injury as a result of inserting foreign objects.

See page B-32

Shown:
TRSGF15




Weather resistance

Weather resistant GFCIs are constructed with enhanced nylon and corrosion resistant metal components for use in outdoor applications with appropriate weatherproof enclosures.

See page B-32

Shown:
WRS GF15



Motor load GFCIs

Our line includes specialty GFCIs for specific needs, like hot tubs requiring installed dead-front GFCI protection, or tight bathroom spaces that need a combination switch and GFCI.

See page B-35

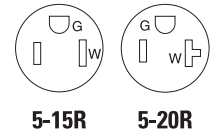
Shown:
SGFD20



Heavy duty grade GFCIs

Product description

2-pole, 3-wire grounding
15A, 125V/AC
20A, 125V/AC





TRSGF15



TRSGF20

Design features

- Tamper resistant receptacles provide compliance with 2014 NEC® Article 406.12 which states that all 15A and 20A, 125V/AC receptacles installed in dwelling units must be tamper resistant 
- Weather resistant receptacles comply with 2014 NEC® Article 406.9 that states that all receptacles installed in wet or damp locations must be weather resistant 
- UL Listed, fully compliant with all latest UL943 (4th edition) Class A GFCI requirements
- Nightlight is controlled by a light sensor that turns the light on in the dark and off in the light (TRSGFNL15 and TRSGFNL20 only)
- 20A feed-through rating
- Nightlight LEDs produce color temperature of 3000-3500k for a warm “incandescent-like” glow (TRSGFNL15 and TRSGFNL20 only)
- 10 kA short circuit current rating per Supplement SA of UL943
- Lock-out function protects from miswired line-load connections and GFCI circuitry damage
- Visual indicator light provides quick visual reference of a tripped or “end-of-life” condition
- Matching standard size thermoplastic wallplate included unless mid-size noted
- Performs periodic self tests to ensure integrity of GFCI protection
- Automatic grounding system included as standard

Tamper resistant ground fault circuit interrupters



Rating		Description	Color suffix	Catalog no.
A	V/AC			
15	125	Tamper resistant duplex GFCI with nightlight, back & side wire	A, BK, LA, V, W	<input type="checkbox"/> TRSGFNL15__
20	125	Tamper resistant duplex GFCI with nightlight, back & side wire	A, BK, LA, V, W	<input type="checkbox"/> TRSGFNL20__
15	125	Tamper resistant NEMA 5-15R duplex GFCI, back & side wire	A, B, BK, GY, LA, V, W	<input type="checkbox"/> TRSGF15__
15	125	Tamper resistant NEMA 5-15R duplex GFCI, with mid-size wallplate, back & side wire	A, LA, V, W	<input type="checkbox"/> TRSGF15__-M
20	125	Tamper resistant NEMA 5-20R duplex GFCI, back & side wire	A, B, BK, GY, LA, RD, V, W	<input type="checkbox"/> TRSGF20__

cULus Listed to UL498 & UL943, file no. E60120; NOM certified

Tamper & weather resistant ground fault circuit interrupters



Rating		Description	Color suffix	Catalog no.
A	V/AC			
15	125	Tamper & weather resistant NEMA 5-15R duplex GFCI, back & side wire	B, GY, LA, V, W	<input type="checkbox"/> TWRSGF15__
20	125	Tamper & weather resistant NEMA 5-20R duplex GFCI, back & side wire	A, B, GY, LA, V, W	<input type="checkbox"/> TWRSGF20__

cULus Listed to UL498 & UL943, file no. E60120; NOM certified

Weather resistant ground fault circuit interrupters



Rating		Description	Color suffix	Catalog no.
A	V/AC			
15	125	Weather resistant NEMA 5-15R duplex GFCI, back & side wire	B, GY, V, W	<input type="checkbox"/> WRSGF15__
20	125	Weather resistant NEMA 5-20R duplex GFCI, back & side wire	B, BK, GY, V, W	<input type="checkbox"/> WRSGF20__


cULus Listed to UL498 & UL943, file no. E60120; NOM certified

Color ordering information:

For ordering devices, include Catalog no. followed by the Color suffix: A (Almond), B (Brown), BK (Black), GY (Gray), LA (Light Almond), R (Red), V (Ivory), W (White)



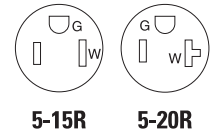
Dimensional information: B-69 **Specification information:** Please visit www.eaton.com/wiringdevices
Compliances, specifications and availability are subject to change without notice.



Heavy duty grade GFCIs

Product description

2-pole, 3-wire grounding
 15A, 125V/AC
 20A, 125V/AC



SGF20

Design features

- UL Listed, fully compliant with all latest UL943 (4th edition) Class A GFCI requirements
- 10 kA short circuit current rating per supplement SA of UL943
- Lock-out function protects from miswired line-load connections and GFCI circuitry damage
- Visual indicator light provides quick visual reference of a tripped or “end-of-life” condition
- 20A feed-through rating
- Matching standard size thermoplastic wallplate included unless mid-size noted
- Automatic grounding system included as standard

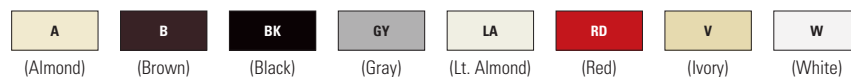
Ground fault circuit interrupters

Rating		Description	Color suffix	Catalog no.
A	V/AC			
15	125	NEMA 5-15R duplex GFCI, back & side wire	A, B, BK, GY, LA, V, W	<input type="checkbox"/> SGF15__
15	125	NEMA 5-15R duplex GFCI, with mid-size wallplate, back & side wire	A, LA, V, W	<input type="checkbox"/> SGF15__-M
20	125	NEMA 5-20R duplex GFCI, back & side wire	A, B, BK, GY, LA, RD, V, W	<input type="checkbox"/> SGF20__

cULus Listed to UL498 & UL943, file no. E60120; NOM certified

Color ordering information:

For ordering devices, include Catalog no. followed by the Color suffix: A (Almond), B (Brown), BK (Black), GY (Gray), LA (Light Almond), R (Red), V (Ivory), W (White)

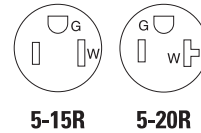


Dimensional information: B-69 **Specification information:** Please visit www.eaton.com/wiringdevices
Compliances, specifications and availability are subject to change without notice.

Heavy duty grade GFCIs

Product description

2-pole, 3-wire grounding
15A, 125V/AC
20A, 125V/AC



SGF20F

Design features

- Tamper resistant receptacles provide compliance with 2014 NEC® Article 406.12 which states that all 15A and 20A, 125V/AC receptacles installed in dwelling units must be tamper resistant **TR TAMPER RESISTANT**
- UL Listed, fully compliant with all latest UL943 (4th edition) Class A GFCI requirements
- 10 kA short circuit current rating per Supplement SA of UL943
- Performs periodic self tests to ensure integrity of GFCI protection
- Large visual indicator light provides quick visual reference of a tripped or “end-of-life” condition
- 20A feed-through rating
- Longer, wider “bridged” strap provides 40% more contact area with wallboard, virtually eliminating floating installations
- Matching standard size thermoplastic wallplate included unless mid-size noted

NAFTA compliant tamper resistant ground fault circuit interrupters



Rating A	V/AC	Description	Color suffix	Catalog no.		
15	125	Tamper Resistant NEMA 5-15R duplex GFCI, back & side wire	B, BK, GY, LA, RD, V, W	<input type="checkbox"/> TRSGF15F__	•	•
20	125	Tamper Resistant NEMA 5-20R duplex GFCI, back & side wire	B, BK, GY, LA, RD, V, W	<input type="checkbox"/> TRSGF20F__	•	•

cULus Listed to UL498 & UL943, file no. E60120; NOM certified

NAFTA compliant tamper & weather resistant ground fault circuit interrupters



Rating A	V/AC	Description	Color suffix	Catalog no.		
15	125	Tamper & Weather Resistant NEMA 5-15 duplex GFCI, back & side wire	B, GY, LA, V, W	<input type="checkbox"/> TWRSGF15F__	•	•
20	125	Tamper & Weather Resistant NEMA 5-15 duplex GFCI, back & side wire	B, GY, LA, V, W	<input type="checkbox"/> TWRSGF20F__	•	•

cULus Listed to UL498 & UL943, file no. E60120; NOM certified

NAFTA compliant weather resistant ground fault circuit interrupters



Rating A	V/AC	Description	Color suffix	Catalog no.		
15	125	Weather Resistant NEMA 5-15 duplex GFCI, back & side wire	B, GY, V, W	<input type="checkbox"/> WRSGF15F__	•	•
20	125	Weather Resistant NEMA 5-15 duplex GFCI, back & side wire	B, GY, V, W	<input type="checkbox"/> WRSGF20F__	•	•

cULus Listed to UL498 & UL943, file no. E60120; NOM certified

NAFTA compliant ground fault circuit interrupters



Rating A	V/AC	Description	Color suffix	Catalog no.		
15	125	NEMA 5-15R duplex GFCI, back & side wire	B, BK, GY, LA, RD, V, W	<input type="checkbox"/> SGF15F__	•	•
20	125	NEMA 5-20R duplex GFCI, back & side wire	B, BK, GY, LA, RD, W	<input type="checkbox"/> SGF20F__	•	•

cULus Listed to UL498 & UL943, file no. E60120; NOM certified

Color ordering information:

For ordering devices, include Catalog no. followed by the Color suffix: A (Almond), B (Brown), BK (Black), GY (Gray), LA (Light Almond), R (Red), V (Ivory), W (White)



Dimensional information: B-69 **Specification information:** Please visit www.eaton.com/wiringdevices

Compliances, specifications and availability are subject to change without notice.

Indicates NAFTA compliant - Page G-21

RoHS compliant - Page G-21

Tamper resistant

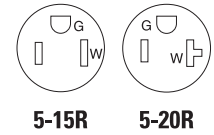
Tamper & weather resistant

Weather resistant

Specialty heavy duty grade GFCIs

Product description

2-pole, 3-wire grounding
 15A, 125V/AC
 20A, 125V/AC



SGFS15



SGFD20

Combination ground fault circuit interrupter & switch

Rating		Description	Color suffix	Catalog no.
A	V/AC			
15	125	Combination NEMA 5-15R GFCI with feed-through single-pole switch, rated 1800W @ 120V/AC, 60Hz, with mid-size wallplate, back & side wire	A, LA, V, W	□ SGFS15__-MSP

cULus Listed to UL498 & UL943, file no. E60120; NOM certified

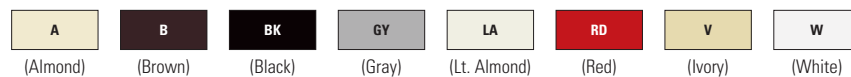
Dead front ground fault circuit interrupter

Rating		Description	Color suffix	Catalog no.
A	V/AC			
20	125	Blank face dead front GFCI, rated as 1.5 HP motor control switch, back & side wire	A, BK, LA, V, W	□ SGFD20__

cULus Listed to UL498 & UL943, file no. E60120; NOM certified

Color ordering information:

For ordering devices, include Catalog no. followed by the Color suffix: A (Almond), B (Brown), BK (Black), GY (Gray), LA (Light Almond), R (Red), V (Ivory), W (White)



Dimensional information: B-69 **Specification information:** Please visit www.eaton.com/wiringdevices
Compliances, specifications and availability are subject to change without notice.

Power devices

Today's homes feature sophisticated appliances requiring power devices that are more durable and reliable than ever, and our power devices are specifically designed to meet those challenges. They can also deliver reliable connection points for generators, welders, other heavy workshop tools along with recreational vehicles.



Power device families

Range & dryer power receptacles

B-38

Range & dryer power plugs

B-40

Heavy duty grade power receptacles

B-41

Heavy duty grade power plugs & adapters

B-44

Power device colors

Almond	Black
Brown	Ivory
Lt. Almond	Stainless Steel
White	

- Receptacles will accept copper or aluminum wire
- Surface mount receptacles feature patented lay-in terminals that accept up to #4 AWG wire
- Surface mount receptacles allow wiring from back or bottom and feature concentric back knockouts plus an adjustable cord clamp
- Flush mount receptacles feature a heavy gauge galvanized steel mounting strap for corrosion resistance and fit in either 1- or 2-Gang enclosures
- “Universal” model plugs include blades for both 30A & 50A configurations of the same voltage
- Plug terminals feature pressure plates to protect wires



Specific power device solutions for today's needs



Remodel/retrofit solutions

Homes built prior to 1996 that haven't been re-wired will typically use 3-wire non-grounding connection points for ranges and dryers, which we support with a complete line of power devices.

See page B-38

Shown:
32B



Newer home solutions

Current code requires range & dryer applications to use 4-wire grounding connections. Homes built after 1996 usually have 4-wire grounding connection points for dryers & ranges.

See page B-40

Shown:
S21



Solutions for welders, generators and RVs

Power devices are also used by other equipment. Our broad offering includes 30A, 50A & 60A devices for specialty connection point needs.

See pages B-41 to B-44


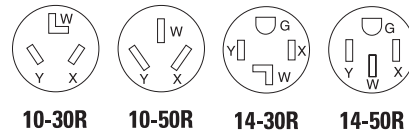
Shown:
1264



Range & dryer power receptacles

Product description

3-pole, 3-wire non-grounding
30A, 125/250V/AC
50A, 125/250V/AC



32B



112





1258

Design features



- For replacement use in older homes with 3-wire range and dryer connection points
- Heavy gauge galvanized steel mounting strap for corrosion resistance
- Flush receptacles fit one-gang or two-gang enclosures
- For use with copper or aluminum wire
- Surface receptacles have patented lay-in terminals that accept up to #4 AWG wire
- Surface receptacle backs feature concentric knockouts and an adjustable cord clamp to allow wiring from back or bottom

Flush power receptacles

Rating		NEMA	Description	Color	Catalog no.	 
A	V/AC					
30	125/250	10-30R	Flush mount dryer power receptacle, matching plug S80	B	□ 38B	• •
50	125/250	10-50R	Flush mount range power receptacle, matching plug S80	B	□ 32B	• •



Listed to UL498 & UL943, file no. E60120; NOM certified

Surface power receptacles

Rating		NEMA	Description	Color	Catalog no.	 
A	V/AC					
30	125/250	10-30R	Flush mount dryer power receptacle, matching plug S80	BK	□ 125	• •
50	125/250	10-50R	Flush mount range power receptacle, matching plug S80	BK	□ 112	• •

Listed to UL498, file no. E15058; CSA certified to C22.2, no. 42; NOM certified

Flush power receptacles

Rating		NEMA	Description	Color	Catalog no.	 
A	V/AC					
30	125/250	14-30R	Flush mount dryer power receptacle, matching plug S21	BK	□ 1257	• •
50	125/250	14-50R	Flush mount range power, matching plug S21	BK	□ 1258	• •

Listed to UL498, file no. E15058; CSA certified to C22.2, no. 42; NOM certified

Color ordering information:

B (Brown), BK (Black)



Dimensional information: B-70 **Specification information:** Please visit www.eaton.com/wiringdevices
Compliances, specifications and availability are subject to change without notice.

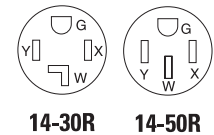
 Indicates NAFTA compliant - Page G-21

 RoHS compliant - Page G-21

Range & dryer power receptacles

Product description

3-pole, 4-wire grounding
 30A, 125/250V/AC
 50A, 125/250V/AC



1212



58

Surface power receptacles



Rating A	V/AC	NEMA	Description	Color	Catalog no.		
30	125/250	14-30R	Surface mount dryer power receptacle, matching plug S21	BK	□ 1225	•	•
50	125/250	14-50R	Surface mount range power receptacle, matching plug S21	BK	□ 1212	•	•

Listed to UL498, file no. E15058; CSA certified to C22.2, no. 42; NOM certified

Panel power receptacles



Rating A	V/AC	NEMA	Description	Color	Catalog no.		
50	125/250	14-50R	Panel mount range power receptacle, matching plug S21	BK	□ 58	•	•

Listed to UL498, file no. E15058; CSA certified to C22.2, no. 42; NOM certified

Compatible wallplates / standard size for flush power receptacles



Description	Color suffix	Catalog no.		
Thermoset 1-Gang wallplate for one power receptacle	A, B, V, W	□ 2068__	•	•
Thermoset 2-Gang wallplate for one power receptacle	A, B, LA, V, W	□ 2168__	•	•
Nylon 1-Gang wallplate for one power receptacle	V	□ 5068	•	•
Polycarbonate 1-Gang wallplate of one power receptacle	B, BK, V, W	□ PJ724__	•	•
Polycarbonate 2-Gang wallplate for one power receptacle	B, V, W	□ PJ703__	•	•
Stainless steel 1-Gang wallplate for one power receptacle	Stainless Steel	□ 93221*	•	•
Stainless steel 2-Gang wallplate for one power receptacle	Stainless Steel	□ 93227*	•	•

Listed to UL498, file no. E15058; *CSA certified to C22.2, no. 42

Color ordering information:

For ordering devices, include Catalog no. followed by the Color suffix: A (Almond), B (Brown), BK (Black), LA (Light Almond), V (Ivory), Stainless Steel, W (White)



Dimensional information: B-70 **Specification information:** Please visit www.eaton.com/wiringdevices

Compliances, specifications and availability are subject to change without notice.

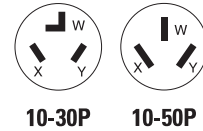
Indicates NAFTA compliant - Page G-21

RoHS compliant - Page G-21

Range & dryer power plugs

Product description

3-pole, 3-wire non-grounding
30A, 125/250V/AC
50A, 125/250V/AC



S80



S21

Design features

- For replacement use in older homes with 3-wire range and dryer connection points
- Universal plugs include blades for both 30A and 50A configurations of the same voltage
- Terminals have pressure plates to protect wires
- Body made of abuse-resistant thermoplastic
- Accepts #10 - #8 AWG wire

Universal power plugs




Rating A	V/AC	NEMA	Description	Color	Catalog no.		
30	125/250	10-30P/10-50P	Universal range or dryer power plug; matching receptacles 38B, 125	BK	□ S80	•	•
50	125/250	10-30P/10-50P	Angled range or dryer power plug; matching receptacles 32B, 112				

Listed to UL498, file no. E15012; NOM certified

Range & dryer power plugs

Product description

3-pole, 4-wire grounding
30A, 125/250V/AC
50A, 125/250V/AC



Design features

- For replacement use in newer homes with 4-wire range and dryer connection points
- Universal plugs include blades for both 30A and 50A configurations of the same voltage
- Terminals have pressure plates to protect wires
- Body made of durable thermoplastic
- Accepts #10 - #4 AWG wire

Universal power plugs



Rating A	V/AC	NEMA	Description	Color	Catalog no.		
30	125/250	14-30P/14-50P	Universal NEMA range or dryer power plug; matching receptacles 1257, 1225	BK	□ S21	•	•
50	125/250	14-30P/14-50P	Angled NEMA range or dryer power plug; matching receptacles 1212, 1258				

Listed to UL498, file no. E15012; NOM certified

Color ordering information:

BK (Black)



(Black)

Dimensional information: B-70 **Specification information:** Please visit www.eaton.com/wiringdevices
Compliances, specifications and availability are subject to change without notice.

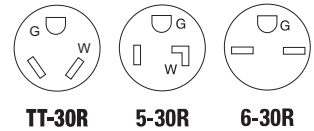
Indicates NAFTA compliant - Page G-21

RoHS compliant - Page G-21

Heavy duty grade power receptacles

Product description

2-pole, 3-wire grounding
 30A, 125V/AC
 30A, 250V/AC



1263



1232



U1263

Design features



- Heavy gauge galvanized steel mounting strap for corrosion resistance
- For use with copper or aluminum wire
- Flush receptacles fit one-gang or two-gang enclosures
- Surface receptacles have patented lay-in terminals that accept up to #4 AWG wire
- Surface receptacle backs feature concentric knockouts and an adjustable cord clamp to allow wiring from back or bottom

Flush power receptacles

Rating A	V/AC	NEMA	Description	Color	Catalog no.		
30	125	TT-30R	Flush mount power receptacle, matching plug 83	BK	□ 1263	•	•

Listed to UL498, file no. E15058; CSA certified to CSA C22.2, no. 42

Flush power receptacles

Rating A	V/AC	NEMA	Description	Color	Catalog no.		
30	125	5-30R	Flush mount power receptacle, matching plug S41	BK	□ 1233	•	•
30	250	6-30R	Flush mount power receptacle, matching plug S42	BK	□ 1234	•	•

Listed to UL498, file no. E15058; CSA certified to C22.2, no. 42; NOM certified

Surface power receptacle

Rating A	V/AC	NEMA	Description	Color	Catalog no.		
30	250	6-30R	Surface mount power receptacle, matching plug S42	BK	□ 1232	•	•

Listed to UL498, file no. E15058; CSA certified to C22.2, no. 42; NOM certified

Panel power receptacles

Rating A	V/AC	NEMA	Description	Color	Catalog no.		
30	125	TT-30R	Panel mount power receptacle, matching plug 83	BK	□ U1263	•	•

Listed to UL498, file no. E15058; CSA certified to C22.2, no. 42; NOM certified

Color ordering information:

BK (Black)



(Black)

Dimensional information: B-70 **Specification information:** Please visit www.eaton.com/wiringdevices

Compliances, specifications and availability are subject to change without notice.

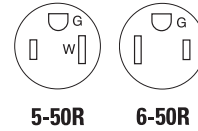
 Indicates NAFTA compliant - Page G-21

 RoHS compliant - Page G-21

Heavy duty grade power receptacles

Product description

2-pole, 3-wire grounding
50A, 125V/AC
50A, 250V/AC



Design features

- Heavy gauge galvanized steel mounting strap for corrosion resistance
- For use with copper or aluminum wire
- Flush receptacles fit one-gang or two-gang enclosures
- Surface receptacles have patented lay-in terminals that accept up to #4 AWG wire
- Surface receptacle backs feature concentric knockouts and an adjustable cord clamp to allow wiring from back or bottom





1253



1252

Flush power receptacles

Rating		NEMA	Description	Color	Catalog no.	 
A	V/AC					
50	125	5-50R	Flush mount power receptacle, matching plug A41	BK	□ 1253	• •
50	250	6-50R	Flush mount power receptacle, matching plug S42	BK	□ 1254	• •



Listed to UL498, file no. E15058; CSA certified to CSA C22.2, no. 42

Surface power receptacles

Rating		NEMA	Description	Color	Catalog no.	 
A	V/AC					
50	250	6-50R	Surface mount power receptacle, matching plug S42	BK	□ 1252	• •

Listed to UL498, file no. E15058; CSA certified to C22.2, no. 42; NOM certified

Compatible wallplates / standard size for flush power receptacles

Description	Color suffix	Catalog no.	 
Thermoset 1-Gang wallplate for one power receptacle	A, B, V, W	□ 2068__	• •
Thermoset 2-Gang wallplate for one power receptacle	A, B, LA, V, W	□ 2168__	• •
Nylon 1-Gang wallplate for one power receptacle	V	□ 5068	• •
Polycarbonate 1-Gang wallplate of one power receptacle	B, BK, V, W	□ PJ724__	•
Polycarbonate 2-Gang wallplate for one power receptacle	B, V, W	□ PJ703__	•
Stainless steel 1-Gang wallplate for one power receptacle	Stainless Steel	□ 93221*	• •
Stainless steel 2-Gang wallplate for one power receptacle	Stainless Steel	□ 93227*	• •

Listed to UL498, file no. E15058, *CSA certified to C22.2, no. 42

Color ordering information:

For ordering devices, include Catalog no. followed by the Color suffix: A (Almond), B (Brown), BK (Black), LA (Light Almond), V (Ivory), Stainless Steel, W (White)



Dimensional information: B-70 **Specification information:** Please visit www.eaton.com/wiringdevices

Compliances, specifications and availability are subject to change without notice.

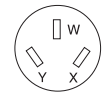
 Indicates NAFTA compliant - Page G-21

 RoHS compliant - Page G-21

Heavy duty grade power receptacles

Product description

3-pole, 3-wire non-grounding
20A, 125/250V/AC
60A, 125/250V/AC



10-20R



805

Design features

- Heavy gauge galvanized steel mounting strap for corrosion resistance
- For use with copper wire
- Accepts #14 - #10 AWG wire

Flush power receptacles



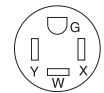
Rating		NEMA	Description	Color	Catalog no.	
A	V/AC					
20	125/250	10-20R	Flush mount power receptacle, side wire, matching plug 2836	V	□ 805V	• •

Listed to UL498, file no. E15058; CSA certified to CSA C22.2, no. 42; NOM certified

Heavy duty grade power receptacles

Product description

3-pole, 4-wire grounding
60A, 125/250V/AC



14-60R



60

Design features

- For use with copper or aluminum wire
- Accepts #4 - #10 AWG wire

Panel power receptacles



Rating		NEMA	Description	Color	Catalog no.	
A	V/AC					
60	125/250	14-60R	Panel mount power receptacle, matching plug S20	BK	□ 60	• •

Listed to UL498, file no. E15058; CSA certified to C22.2, no. 42; NOM certified

Compatible wallplates / standard size for panel mount power receptacles



Description	Color suffix	Catalog no.	
Nylon 2-Gang wallplate for one power receptacle	V, W	□ 5169_	• •
Stainless steel 2-Gang wallplate for one power receptacle	Stainless Steel	□ 93223	• •

Color ordering information:

For ordering devices, include Catalog no. followed by the Color suffix: BK (Black), V (Ivory), Stainless Steel, W (White)



Dimensional information: B-70 **Specification information:** Please visit www.eaton.com/wiringdevices

Compliances, specifications and availability are subject to change without notice.

Indicates NAFTA compliant - Page G-21

RoHS compliant - Page G-21

Heavy duty grade power plugs & adapters

Product description

2-pole, 3-wire grounding
 30A, 125/250V/AC
 50A, 125/250V/AC





TT-30R

Design features

- Terminals have pressure plates to protect wires
- 83 accepts #12 - #10 AWG wire
- 1264 adapts travel trailer plug to female 15A or 20A, 125V/AC NEMA 5-15R or 5-20R receptacle

Power plugs & adapters

Rating	A	V/AC	NEMA	Description	Color	Catalog no.		
30	125	TT-30P		Angled power plug, matching receptacle 1263	BK	□ 83	•	•
				Travel trailer receptacle to NEMA 5-15/5-20P plug adapter	BK	□ 1264 ^A	•	

^A Not UL listed. 83: Listed to UL498, file no. E15012; CSA certified to C22.2, no. 42; NOM certified



83



1264



S41



S42

Heavy duty grade power plugs & adapters

Product description

2-pole, 3-wire grounding
 30A, 125V/AC; 30A, 250V/AC
 50A, 125V/AC; 50A, 250V/AC



5-30P



5-50R



6-30R





6-50R

Design features



- Universal plugs include blades for both 30A and 50A configurations of the same voltage
- Bodies made of durable thermoplastic
- Terminals have pressure plates to protect wires
- Accepts #10 - #6 AWG wire

Universal power plugs

Rating	A	V/AC	NEMA	Description	Color	Catalog no.		
30	125	5-30P/5-50P		Universal power plug, matching receptacle 1233	BK	□ S41	•	•
				Angled power plug, matching receptacle 1253				

Listed to UL498, file no. E15012; CSA certified to C22.2, no. 42; NOM certified

Universal power plugs

Rating	A	V/AC	NEMA	Description	Color	Catalog no.		
30	250	6-30P/6-50P		Universal power plug; matching receptacles 1232, 1234	BK	□ S42	•	•
				Angled power plug; matching receptacles 1252, 1254				

Listed to UL498, file no. E15012; CSA certified to C22.2, no. 42; NOM certified

Color ordering information:

BK (Black)



(Black)

Dimensional information: B-70 **Specification information:** Please visit www.eaton.com/wiringdevices

Compliances, specifications and availability are subject to change without notice.

 Indicates NAFTA compliant - Page G-21

 RoHS compliant - Page G-21


Heavy duty grade power plugs & adapters

Product description

3-pole, 3-wire non-grounding
 30A, 125/250V/AC
 60A, 125/250V/AC



10-20P



2836

Design features

- Armored housing resists abuse and is automatically grounded
- Solid brass plug blades are firmly embedded in body
- Terminals in individual chambers to positively insulate conductors
- Accepts #14 - #10 AWG wire

Power plugs

Rating A	V/AC	NEMA	Description	Color	Catalog no.
30	125	10-20P	Power plug; matching receptacle 805	Y	□ 2836

cULus Listed to UL498, file no. E15012; NOM certified



S20

Heavy duty grade power plugs & adapters

Product description

3-pole, 4-wire grounding
 60A, 125/250V/AC



14-60P

Design features

- Terminals have pressure plates to protect wires
- Body made of abuse-resistant thermoplastic
- Accepts #10 - #6 AWG wire

Power plugs

Rating A	V/AC	NEMA	Description	Color	Catalog no.		
60	125/250	14-60P	Angled power plug, matching receptacle 60	BK	□ S20	•	•

cULus Listed to UL498, file no. E15012; NOM certified

Color ordering information:

BK (Black), Y (Yellow)



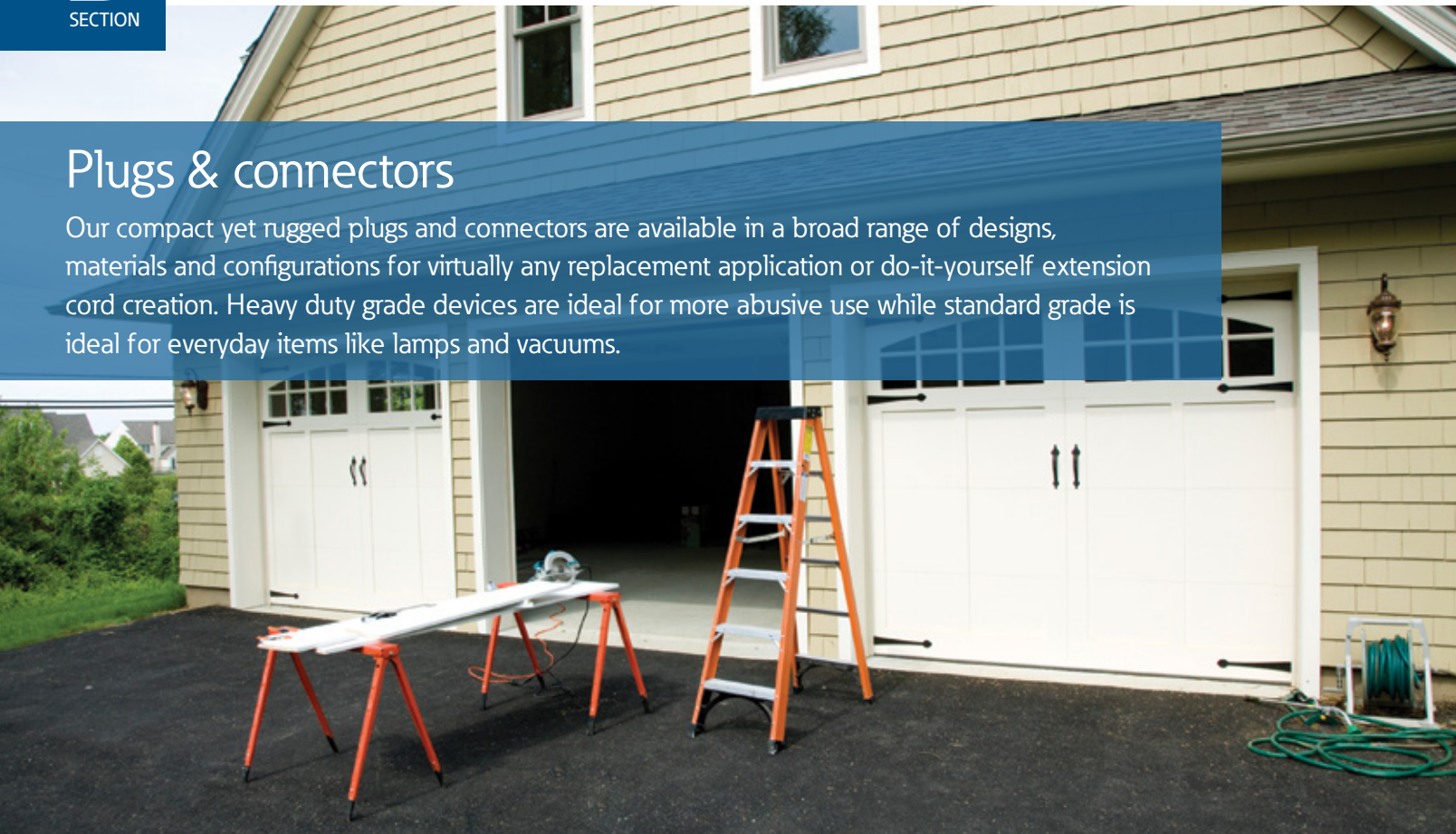
Dimensional information: B-70 **Specification information:** Please visit www.eaton.com/wiringdevices
Compliances, specifications and availability are subject to change without notice.

 Indicates NAFTA compliant - Page G-21

 RoHS compliant - Page G-21

Plugs & connectors

Our compact yet rugged plugs and connectors are available in a broad range of designs, materials and configurations for virtually any replacement application or do-it-yourself extension cord creation. Heavy duty grade devices are ideal for more abusive use while standard grade is ideal for everyday items like lamps and vacuums.



Plug & connector families

Heavy duty
grade
quick grip

**B-48**

Heavy duty
grade vinyl

**B-49**

Heavy duty
& standard
grade
rubber

**B-52**

Standard
grade
spring action

**B-53**


Standard
grade
thermoplastic

**B-54**

Academy
series plugs

**B-55**

- High impact-resistant housings for long-term durability
- Plug blades firmly embedded in body
- Angled plugs allow placement of cords in convenient locations
- Heavy duty grade plugs feature solid brass plug blades and terminals in individual chambers for positive conductor insulation
- Heavy duty grade plugs & connectors feature strain relief clamps to extend cord life
- Spring action plugs & connectors are designed for easy installation and some also provide an integrated cord clip for storage on appliances
- Academy series plugs feature insulation-piercing terminals that eliminate wire stripping



Specific plug & connector solutions for today's needs




Extension cords

Heavy-duty extension cord ends receive a lot of abuse in working situations. Quick grip plugs & connectors install easily, speeding replacement, and are built to last.

See page B-48



Shown:
AH5965



Cold conditions

Most plastics become more brittle and the chance of breakage increases below freezing. Rubber plugs & connectors keep flexibility in lower temperatures for less breakage.

See page B-52



Shown:
1709



Appliance cord end replacement

Household appliances often require cord end replacement. Spring action plugs are available with cord clips and are quick and easy to install.

See page B-53

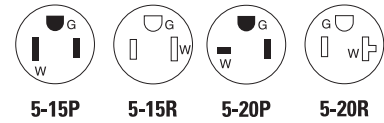


Shown:
SA940

Heavy duty grade quick grip plugs & connectors

Product description

2-pole, 3-wire grounding
15A, 125V/AC
20A, 125V/AC



AH5965




AH5669

Design features

- Single-piece hinged body reduces number of assembly screws and speeds installation
- Signature exterior design molds to hand with scallop feature for extra grip to ease insertion and removal
- Rugged nylon construction resists abuse
- Clear terminal cover for visual verification of secure termination
- Roomy wiring chamber and terminal cover featuring large funneled wire entry for easy and proper wire installation
- Tri-combo screws accept Slotted, Phillips, and Robertson-head tools for installation flexibility

Quick grip plugs & connectors

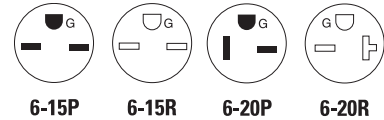
Rating								
A	V/AC	Description	Cord diameter	Color suffix	Plug catalog no.	Connector catalog no.		
15	125	NEMA 5-15, straight body	0.22-0.66" (5.6-16.8mm)	BK, Y	<input type="checkbox"/> AH5965__	<input type="checkbox"/> AH5969__		•
20	125	NEMA 5-20, straight body	0.22-0.66" (5.6-16.8mm)	BK, Y	<input type="checkbox"/> AH5364__	<input type="checkbox"/> AH5369__		•

cULus Listed to UL498, file no. E15012; certified to CSA C22.2, no. 42; UL verified to Federal Spec. WC-596G

Heavy duty grade quick grip plugs & connectors

Product description


2-pole, 3-wire grounding
15A, 250V/AC
20A, 250V/AC



Design features

- Single-piece hinged body reduces number of assembly screws and speeds installation
- Signature exterior design molds to hand with scallop feature for extra grip to ease insertion and removal
- Rugged nylon construction resists abuse
- Clear terminal cover for visual verification of secure termination
- Roomy wiring chamber and terminal cover featuring large funneled wire entry for easy and proper wire installation
- Tri-combo screws accept Slotted, Phillips, and Robertson-head tools for installation flexibility

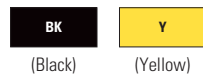
Quick grip plugs & connectors

Rating								
A	V/AC	Description	Cord diameter	Color suffix	Plug catalog no.	Connector catalog no.		
15	250	NEMA 6-15, straight body	0.22-0.66" (5.6-16.8mm)	BK, Y	<input type="checkbox"/> AH5666__	<input type="checkbox"/> AH5669__		•
20	250	NEMA 6-20, straight body	0.22-0.66" (5.6-16.8mm)	BK, Y	<input type="checkbox"/> AH5464__	<input type="checkbox"/> AH5469__		•

cULus Listed to UL498, file no. E15012; certified to CSA C22.2, no. 42; UL verified to Federal Spec. WC-596G

Color ordering information:

For ordering devices, include Catalog no. followed by the Color suffix: BK (Black), Y (Yellow)



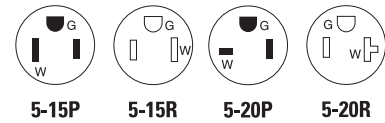
Dimensional information: B-70 **Specification information:** Please visit www.eaton.com/wiringdevices
Compliances, specifications and availability are subject to change without notice.

 RoHS compliant - Page G-21

Heavy duty grade armored vinyl plugs & connectors

Product description

2-pole, 3-wire grounding
15A, 125V/AC
20A, 125V/AC



2867

Design features

- Armored housing resists abuse and is automatically grounded
- Solid brass plug blades are firmly embedded in body
- Terminals in individual chambers to positively insulate conductors
- Terminal screws backed out and ready for wiring
- Terminal screw clamps are designed to contain wire and prevent binding
- Combination Slot/Phillips head mounting and terminal screws for installation flexibility (Slot/Robertson screws in Canada where available)

Armored vinyl plugs & connectors



Rating A	V/AC	Description	Cord diameter	Color	Plug catalog no.	Connector catalog no.	USA	Canada
15	125	NEMA 5-15, straight body	0.25-0.63" (6.4-16.0mm)	Y	□ 2867	□ 2887	•	•
20	125	NEMA 5-20, straight body	0.25-0.63" (6.4-16.0mm)	Y	□ 2809	□ 2228	•	•

Listed to UL498, file no. E15012; CSA certified to C22.2, no. 42; NOM certified

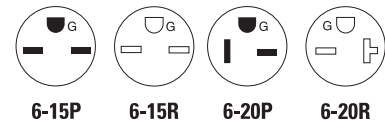


2227

Heavy duty grade armored vinyl plugs & connectors

Product description

2-pole, 3-wire grounding
15A, 250V/AC
20A, 250V/AC



Design features

- Armored housing resists abuse and is automatically grounded
- Solid brass plug blades are firmly embedded in body
- Terminals in individual chambers to positively insulate conductors
- Terminal screws backed out and ready for wiring
- Terminal screw clamps are designed to contain wire and prevent binding
- Combination Slot/Phillips-head mounting and terminal screws for installation flexibility (Slot/Robertson screws in Canada where available)

Armored vinyl plugs & connectors



Rating A	V/AC	Description	Cord diameter	Color	Plug catalog no.	Connector catalog no.	USA	Canada
15	250	NEMA 6-15, straight body	0.25-0.63" (6.4-16.0mm)	Y	□ 2866	□ 2227	•	•
20	250	NEMA 6-20, straight body	0.25-0.63" (6.4-16.0mm)	Y	□ 3809	□ 2229	•	•

Listed to UL498, file no. E15012; CSA certified to C22.2, no. 42; NOM certified

Color ordering information:

Y (Yellow)



(Yellow)

Dimensional information: B-70 **Specification information:** Please visit www.eaton.com/wiringdevices
Compliances, specifications and availability are subject to change without notice.



Indicates NAFTA compliant - Page G-21



RoHS compliant - Page G-21

Heavy duty grade armored vinyl plugs & connectors

Product description

2-pole, 3-wire grounding
15A, 277V/AC



7-15P

Design features

- Armored housing resists abuse and is automatically grounded
- Solid brass plug blades are firmly embedded in body
- Terminals in individual chambers to positively insulate conductors
- Terminal screws backed out and ready for wiring
- Terminal screw clamps are designed to contain wire and prevent binding
- Combination Slot/Phillips-head mounting and terminal screws for installation flexibility (Slot/Robertson screws in Canada where available)



2839

Armored vinyl plugs & connectors

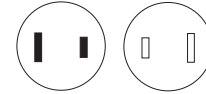
Rating A	V/AC	Description	Cord diameter	Color	Plug catalog no.	Connector catalog no.	 
15	277	NEMA 7-15, straight body	0.25-0.63" (6.4-16.8mm)	Y	□ 2839	—	• •

Listed to UL498, file no. E15012; CSA certified to C22.2, no. 42

Heavy duty grade vinyl plugs & connectors

Product description

2-pole, 2-wire non-grounding
15A, 125V/AC



1-15P

1-15R

Design features

- Solid brass plug blades are firmly embedded in body
- Vinyl plugs and connectors resist chemical attack and are less brittle in extremely low temperatures
- Vinyl angle plugs have eight possible positions for maximum convenience
- Terminal screws backed out and ready for wiring
- Terminals in individual chambers to positively insulate conductors
- Terminal screw clamps are designed to contain wire and prevent binding
- Combination Slot/Phillips-head mounting and terminal screws for installation flexibility (Slot/Robertson screws in Canada where available)



4862

Vinyl plugs & connectors

Rating A	V/AC	Description	Cord diameter	Color	Plug catalog no.	Connector catalog no.	 
15	125	NEMA 1-15, straight body	0.25-0.63" (6.4-16.0mm)	Y	□ 4862	□ 4882	• •

Listed to UL498, file no. E15012; CSA certified to C22.2, no. 42; NOM certified except 4882

Color ordering information:

Y (Yellow)



(Yellow)

Dimensional information: B-70 **Specification information:** Please visit www.eaton.com/wiringdevices

Compliances, specifications and availability are subject to change without notice.

 Indicates NAFTA compliant - Page G-21

 RoHS compliant - Page G-21

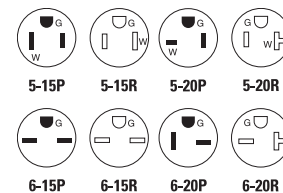
Heavy duty grade vinyl plugs & connectors

Product description

2-pole, 3-wire grounding
15A & 20A, 125V/AC
15A & 20A, 250V/AC

Design features

- Solid brass plug blades are firmly embedded in body
- Vinyl plugs and connectors resist chemical attack and are less brittle in extremely low temperatures
- Vinyl angle plugs have eight possible positions for maximum convenience
- Terminal screws backed out and ready for wiring
- Terminals in individual chambers to positively insulate conductors
- Terminal screw clamps are designed to contain wire and prevent binding
- Combination Slot/Phillips-head mounting and terminal screws for installation flexibility (Slot/Robertson screws in Canada where available)





4867ANW



4229

Vinyl plugs & connectors

Rating A	V/AC	Description	Cord diameter	Color	Plug catalog no.	Connector catalog no.		
15	125	NEMA 5-15, straight body	0.25-0.66" (6.4-16.6mm)	Y	□ 4867	□ 4887	•	•
15	125	NEMA 5-15, straight body	0.25-0.66" (6.4-16.6mm)	BK	□ 4867BK	□ 4887BK	•	•
15	125	NEMA 5-15, angled body	0.25-0.66" (6.4-16.6mm)	Y	□ 4867AN		•	•
15	125	NEMA 5-15, angled body	0.25-0.66" (6.4-16.6mm)	W	□ 4867ANW		•	•
20	125	NEMA 5-20, straight body	0.25-0.66" (6.4-16.6mm)	Y	□ 4409	□ 4228	•	•



Listed to UL498, file no. E15012; CSA certified to C22.2, no. 42; NOM certified except 4228

Vinyl plugs & connectors

Rating A	V/AC	Description	Cord diameter	Color	Plug catalog no.	Connector catalog no.		
—	—	NEMA 5-20, angled body	0.25-0.66" (6.4-16.6mm)	Y	□ 4409AN		•	•

Listed to UL498, file no. E15012; CSA certified to C22.2, no. 42; NOM certified except 4227 & 4229

Vinyl plugs & connectors

Rating A	V/AC	Description	Cord diameter	Color	Plug catalog no.	Connector catalog no.		
15	250	NEMA 6-15, straight body	0.25-0.66" (6.4-16.6mm)	Y	□ 4866	□ 4227	•	•
15	250	NEMA 6-15, angled body	0.25-0.66" (6.4-16.6mm)	Y	□ 4866AN		•	•
20	250	NEMA 6-20, straight body	0.25-0.66" (6.4-16.6mm)	Y	□ 4509	□ 4229	•	•
20	250	NEMA 6-20, angled body	0.25-0.66" (6.4-16.6mm)	Y	□ 4509AN		•	•

Listed to UL498, file no. E15012; CSA certified to C22.2, no. 42; NOM certified except 4227 & 4229

Color ordering information:

Y (Yellow), W (White), For ordering 4887, include Catalog no. followed by the Color suffix: BK (Black), Y (Yellow)



Dimensional information: B-70 **Specification information:** Please visit www.eaton.com/wiringdevices
Compliances, specifications and availability are subject to change without notice.

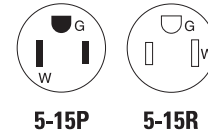
 Indicates NAFTA compliant - Page G-21

 RoHS compliant - Page G-21

Heavy duty grade rubber plugs & connectors

Product description

2-pole, 3-wire grounding
15A, 125V/AC



1709

Design features

- Solid brass plug blades are firmly embedded in body
- Thermoplastic rubber plugs & connectors maintain flexibility in extremely low temperatures
- Terminals in individual chambers to positively insulate conductors
- Terminal screw clamps are designed to contain wire and prevent binding
- Terminal screws backed out and ready for wiring
- Combination Slot/Phillips-head mounting and terminal screws for installation flexibility (Slot/Robertson screws in Canada where available)

Thermoplastic rubber plugs & connectors



Rating		Description	Cord diameter	Color	Plug catalog no.	Connector catalog no.	
A	V/AC						
15	125	NEMA 5-15, straight body	0.25-0.60" (6.4-15.2mm)	BK	□ 1709	□ 222	• •

1709: cULus Listed to UL498, file no. E15012; NOM certified
222: Listed to UL498, file no. E15012; CSA certified to C22.2, no. 42; NOM certified

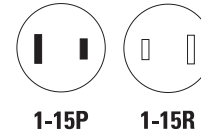


183

Standard grade rubber plugs & connectors

Product description

2-pole, 2-wire non-grounding
15A, 125V/AC



86

Design features

- Plug blades are firmly embedded in body
- Rubber plugs & connectors maintain flexibility in low temperatures
- Angle plugs allow placement of cord in convenient location
- Terminal screws backed out and ready for wiring
- Combination Slot/Phillips-head mounting and terminal screws for installation flexibility (Slot/Robertson screws in Canada where available)

Rubber plugs & connectors



Rating		Description	Cord diameter	Color suffix	Plug catalog no.	Connector catalog no.	
A	V/AC						
15	125	NEMA 5-15, straight body	0.33" (8.3mm)	BK, W	□ 183__	□ 4882*	•
15	125	NEMA 5-15, straight body, polarized	0.33" (8.3mm)	BK, W	□ 183-6__		•
15	125	NEMA 5-15, angled body	0.33" (8.3mm)	BK	□ 84		•
15	125	NEMA 5-15, angled body, polarized	0.33" (8.3mm)	BK, W	□ 84-6__		•

Listed to UL498, file no. E15012; CSA certified to C22.2, no. 42; NOM certified except 4882
*4882 Yellow

Color ordering information:

For ordering devices, include Catalog no. followed by the Color suffix: BK (Black), W (White)



Dimensional information: B-70, B-71 **Specification information:** Please visit www.eaton.com/wiringdevices
Compliances, specifications and availability are subject to change without notice.

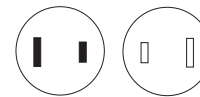
Indicates NAFTA compliant - Page G-21

RoHS compliant - Page G-21

Standard grade spring action thermoplastic plugs & connectors

Product description

2-pole, 2-wire non-grounding
15A, 125V/AC



1-15P 1-15R

Design features

- Made of high impact-resistant thermoplastic for long-term durability
- Cord clips on equipped plugs provide easy storage on appliances such as vacuum cleaners and fans



SA940



SA155

Spring action plugs & connectors



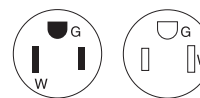
Rating A	V/AC	Description	Cord diameter	Color suffix	Plug catalog no.	Connector catalog no.	
15	125	NEMA 1-15, straight body, polarized, with cord clip	0.33" (8.3mm)	W	□SA940W		•
15	125	NEMA 1-15, straight body, polarized, with cord clip	0.33" (8.3mm)	BK	□SA940		•
15	125	NEMA 1-15, straight body, polarized	0.33" (8.3mm)	B, GD, W	□SA540__	□SA155__	•
15	125	NEMA 1-15, straight body, polarized	0.33" (8.3mm)	BK	□SA540	□SA155	•

cULus Listed to UL498, file no. E15012; CSA certified to C22.2, no. 42

Standard grade spring action thermoplastic plugs & connectors

Product description

2-pole, 3-wire grounding
15A, 125V/AC



5-15P 5-15R

Design features

- Made of high impact-resistant thermoplastic for long-term durability
- Plug blades firmly embedded in body



SA399



SA993

Spring action plugs & connectors



Rating A	V/AC	Description	Cord diameter	Color suffix	Plug catalog no.	Connector catalog no.	
15	125	NEMA 5-15, straight body	0.33" (8.3mm)	GY, O, W	□SA399__	□SA993__	•
15	125	NEMA 5-15, straight body	0.33" (8.3mm)	BK	□SA399	□SA993	•

Listed to UL498, file no. E15012; CSA certified to CSA C22.2, no. 42; SA933 also NOM certified

Color ordering information:

For ordering devices, include Catalog no. followed by the Color suffix: B (Brown), BK (Black), GD (Translucent Gold), GY (Gray), O (Orange), W (White)



Dimensional information: B-71 **Specification information:** Please visit www.eaton.com/wiringdevices

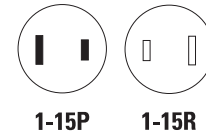
Compliances, specifications and availability are subject to change without notice.

Indicates NAFTA compliant - Page G-21

Standard grade thermoplastic plugs & connectors

Product description

2-pole, 2-wire non-grounding
15A, 125V/AC



Design features

- Tough thermoplastic construction
- Plug blades firmly embedded in body

Thermoplastic plugs & connectors



Rating A	V/AC	Description	Cord diameter	Color	Plug catalog no.	Connector catalog no.	
15	125	NEMA 1-15, flat handle body	0.31" (7.9mm)	BK, W	□ 1912__		•
		NEMA 1-15, round body	0.41" (10.4mm)	BK	□ 3123		•
		NEMA 1-15, cylindrical body	0.25-0.67" (6.4-17.0mm)	RN		□ 6882	•

Listed to UL498, file no. E15012; CSA certified to C22.2, no. 42; NOM certified except 6882



1912



3123



6867

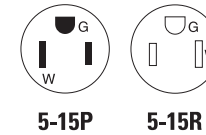


6887

Standard grade thermoplastic plugs & connectors

Product description

2-pole, 3-wire grounding
15A, 125V/AC



Design features

- Tough thermoplastic construction
- Plug blades firmly embedded in body

Thermoplastic plugs & connectors



Rating A	V/AC	Description	Cord diameter	Color	Plug catalog no.	Connector catalog no.	
15	125	NEMA 5-15, cylindrical body	0.67" (17.0mm)	RN	□ 6867	□ 6887	•

Listed to UL498, file no. E15012; CSA certified to C22.2, no. 42; NOM certified

Color ordering information:

For ordering devices, include Catalog no. followed by the Color suffix: BK (Black), RN (Orange), W (White)




Dimensional information: B-71 **Specification information:** Please visit www.eaton.com/wiringdevices
Compliances, specifications and availability are subject to change without notice.

Indicates NAFTA compliant - Page G-21

Academy series standard grade plugs

Product description

2-pole, 2-wire non-grounding
 10A, 125V/AC
 15A, 125V/AC



1-15P



2601-6




2600

Design features

- High impact-resistant thermoplastic housing with finger-grip grooves
- Insulation piercing terminals eliminate the need for tools—just snap in unstripped wire and device is ready for use
- Plug blades firmly embedded in body
- Super Plug has right angle design and built-in strain relief

Academy series plugs

Rating A	V/AC	Description	Color suffix	Catalog no.	
10	125	NEMA 1-15R easy install plug, for 18-2 SPT-1 cord	B, BK, W	□ 2601__	•
		NEMA 1-15R easy install plug, polarized, for 18-2 SPT-1 cord	B, BK, W	□ 2601-6__	•

UL recognized component to UL498 for US & Canada, file no. E15012

Academy series plugs

Rating A	V/AC	Description	Color suffix	Catalog no.	
15	125	NEMA 1-15R super plug, for 18-2 or 16-2 SPT-1 and 18-2 or 16-2 HPN cord	B, BK, W	□ 2600__	•

UL recognized component to UL498 for US & Canada, file no. E15012

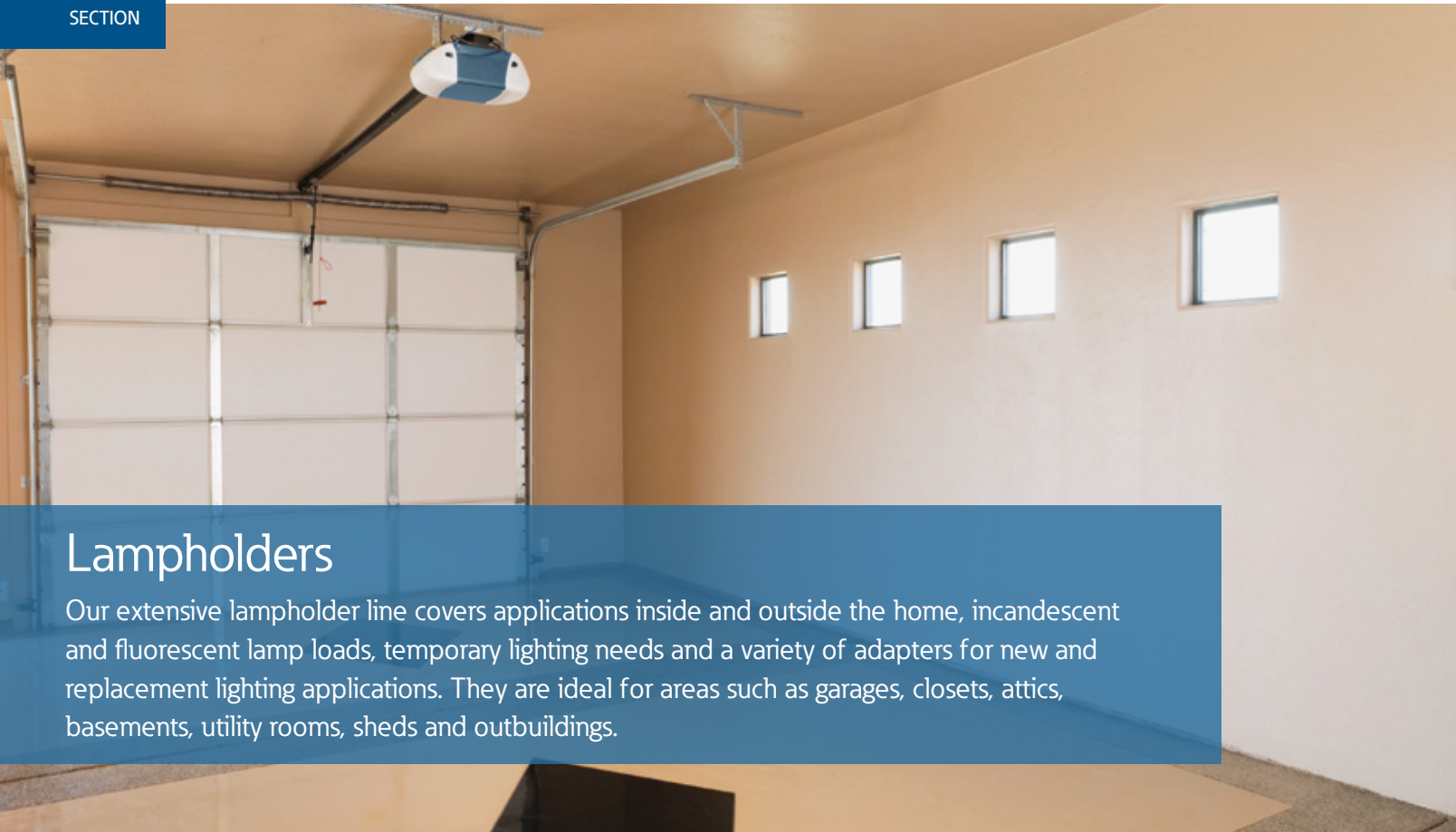
Color ordering information:

For ordering devices, include Catalog no. followed by the Color suffix: B (Brown) BK (Black), W (White)



Dimensional information: B-71 **Specification information:** Please visit www.eaton.com/wiringdevices
Compliances, specifications and availability are subject to change without notice.


 RoHS compliant - Page G-21



Lampholders

Our extensive lampholder line covers applications inside and outside the home, incandescent and fluorescent lamp loads, temporary lighting needs and a variety of adapters for new and replacement lighting applications. They are ideal for areas such as garages, closets, attics, basements, utility rooms, sheds and outbuildings.

Lampholder families



- Ceiling lampholders are available in keyless or pull chain styles
- Ceiling lampholders also available with a 15A 125V/AC outlet
- Top wire ceiling lampholders have terminal screws backed out and ready for wiring without removing the interior
- Lampholder adapters available in various configurations such as one socket to two outlets and one socket
- Lampholder adapters available with keyless or pull chain switch actuation



Specific lampholder solutions for today's needs



Ceiling mounts

Our vast line of porcelain and plastic ceiling mount lampholders fit a wide variety of applications and needs for every room in the home, from attic to basement, closet to garage.

See page B-58



Shown:
604



Lampholder adapters

We offer a variety of lampholder adapters that can easily add a receptacle or convert a lampholder to a receptacle for applications where a receptacle is needed but not easily accessible like attics, basements, closets and storage sheds.

See pages B-64, B-66



Shown:
718

Ceiling receptacle lampholders

Product description

Medium base
 660W, 125V/AC
 660W, 250V/AC
 600W, 250V/AC

Design features

- Mounts on 4" (101.6mm) outlet boxes with breakout for 3.25" (82.5mm) box mounting
- Leads are 6" (152.4mm) 221°F (105°C) insulated stranded #16 AWG, stripped 0.75" (19.0mm)
- Top wire versions have terminal screws backed out—ready for wiring—without removing interior
- Push wire terminals are top wired with two push-in terminals and two screw terminals for continuous wiring
- Pull chain devices include ball chain, 3' (0.9m) of cord, connector and end bell
- Porcelain models made of high-strength insulator porcelain; pull chain versions feature removable interiors
- Plastic models made with high-temperature thermoset plastic to reduce breakage



667



669



S788W



S1174W

Porcelain ceiling lampholder

W	Rating V/AC	Description	Color	Catalog no.	
660	125	Two-piece, with NEMA 1-15P 2P, 2W outlet 2 screw terminals, pull chain switch, top wire	W	□ 669	•
		Two-piece, with NEMA 5-15P 2P, 3W outlet 2 screw terminals, pull chain switch, top wire	W	□ 667	•
660	250	One-piece, with feed-through, 4 screw terminals, keyless switch, top wire	W	□ 604	•
		Two-piece, with feed-through 4 screw terminals, pull chain switch, top wire	W	□ 659	•

cULus Listed to UL 496, file no. E7430; NOM certified

Plastic ceiling lampholder

W	Rating V/AC	Description	Color	Catalog no.		
600	250	Two-piece, push wire/top wire, pull chain switch	W	□ S759W-CD	•	
		Two-piece, 6" (152.4mm) wire leads, pull chain switch	W	□ S788W	•	
		Two-piece, with 15A 125V/AC NEMA 1-15P 2P, 2W outlet push wire/top wire, pull chain switch	W	□ S860W	•	
		Two-piece, with 15A 125V/AC NEMA 5-15P 2P, 3W outlet push wire/top wire, pull chain switch	W	□ S865W	•	
		One-piece, 4 top wire screws, keyless switch	W	□ S1174W	• •	
		One-piece, 6" (152.4mm) wire leads, keyless switch	W	□ S1174-6W*	• •	
		Two-piece, push wire/top wire, keyless switch	W	□ S768W	•	
		Two-piece, 6" (152.4mm) wire leads, keyless switch	W	□ S768-6W*	•	

*Not cULus Listed or NOM certified. cULus Listed to UL 496, file no. E7430; NOM certified

Color ordering information:

W (White)

w
(White)

Dimensional information: B-71 **Specification information:** Please visit www.eaton.com/wiringdevices
Compliances, specifications and availability are subject to change without notice.

Indicates NAFTA compliant - Page G-21

RoHS compliant - Page G-21

Incandescent shell & fixture sockets

Product description

Medium base
250W, 250V/AC
660W, 250V/AC

Design features

- Caps threaded 0.13" (3.2mm)—27 I.P.S. fits standard lamp stems
- Two circuit (3-way) sockets operate dual filament lamps on sequence of low, medium, high, off
- Set screw prevents rotation of socket




940ABD



2982

Electrolier metal shell lampholders

Rating		Description	Color	Catalog no.	
W	V/AC				
250	250	One circuit turn knob switch	Brass Dipped Aluminum	□ 917ABD ^{††}	•
		Two circuit (3-way) turn knob switch	Brass Dipped Aluminum	□ 925ABD ^{††}	•
660	250	One circuit pull chain switch	Brass Dipped Aluminum	□ 980ABD ^{††}	•
		One circuit push through switch	Brass Dipped Aluminum	□ 940ABD ^{††}	•
		Keyless switch	Brass Dipped Aluminum	□ 975ABD	•

^{††} Only UL listed. cULus Listed to UL496, file no. E7430

Incandescent shell & fixture sockets


Product description

Medium base
250W, 250V/AC
660W, 250V/AC

Design features

- Molded of heat- and impact-resistant phenolic or urea
- Interiors are UL component recognized

Metal shell lampholder interiors

Rating		Description	Catalog no.		
W	V/AC		Fits	Catalog	
250	250	One circuit pull chain switch	659	□ 962	•
		Two circuit (3-way) turn knob switch	925	□ 3925 ^{††}	•
660	250	One circuit pull chain switch	980	□ 2982 ^{††}	•
		One circuit push through switch	940	□ 942	•

^{††} Only RU listed. UL recognized component to UL496 for US & Canada, file no. E7430

Color ordering information:

BD (Brass Dipped)



(Brass Dipped)

Dimensional information: B-71 **Specification information:** Please visit www.eaton.com/wiringdevices
Compliances, specifications and availability are subject to change without notice.

 RoHS compliant - Page G-21

Incandescent shell & fixture sockets

Product description

Medium base
660W, 250V/AC

Design features

- Interiors have removable turn knobs
- Hickeys and nipples are threaded for mounting on standard fixture, lamp stems or brackets



968



969

Fixture sockets

Rating		Description	Color	Catalog no.	
W	V/AC				
660	250	Phenolic keyless switch, screw terminals Bracket height: 0.44" (11.1mm), overall height: 1.88" (47.8mm)	BK	□ 968	•

Listed to UL496, file no. E7430

Fixture sockets

Rating		Description	Color	Catalog no.	
W	V/AC				
660	250	Porcelain keyless switch, screw terminals Bracket height: 0.44" (11.1mm), overall height: 1.88" (47.8mm)	W	□ 969	•

cULus Listed to UL496, file no. E7430; NOM certified

Fluorescent lampholders

Product description

Recessed double contact
660W, 600V/AC

Design features

- For replacement use in fluorescent lighting fixtures
- Recessed double-contact (2500, 2501) lampholders can be used for flush or surface mounting
- Captive pal nut for easy mounting
- Push-in wire terminals feature release slots
- Molded of durable white thermoset plastic




2501W



2500W

Recessed double contact lampholders

Rating		Description	Lamp type	Color	Catalog no.	
W	V/AC					
660	600	Plunger type, push wire cap, screw switch	T12	W	□ 2501W	•
		Stationary type, push wire cap, screw switch	T12	W	□ 2500W	•

Listed to UL1570; CSA certified

Color ordering information:

BK (Black), W (White)



Dimensional information: B-71 **Specification information:** Please visit www.eaton.com/wiringdevices
Compliances, specifications and availability are subject to change without notice.

 RoHS compliant - Page G-21

Fluorescent lampholders

Product description

Single pin
660W, 600V/AC

Design features

- For replacement use in fluorescent lighting fixtures
- Plunger lampholders feature non-sticking, spring-loaded plunger to hold lamp securely
- Captive pal nut for easy mounting
- Push-in wire terminals feature release slots
- Molded of durable white thermoset plastic



2506W



2504W




2510W



924W

Slimline lampholders

Rating		Description	Color	Catalog no.	
W	V/AC				
660	600	Stationary type, push wire cap, slide-on switch	W	□ 2506W	•
		Stationary type, push wire cap, screw switch	W	□ 2503W	•

Listed to UL1570; CSA certified

Slimline lampholders

Rating		Description	Color	Catalog no.	
W	V/AC				
660	600	Plunger type, push wire cap, slide-on switch	W	□ 2507W	•
		Plunger type, push wire cap, screw switch	W	□ 2504W	•

Listed to UL1570

Fluorescent lampholders


Product description

Medium bi-pin
660W 600V/AC

Design features

- For replacement use in fluorescent lighting fixtures
- Use for flush or surface mounting
- Captive pal nut for easy mounting
- Push-in wire terminals feature release slots
- Molded of durable white thermoset plastic

Slimline lampholders

Rating		Description	Lamp type	Color	Catalog no.	
W	V/AC					
660	600	Standard type, push wire, slide-on & screw switch	T8/T12	W	□ 2509W*	•
		Short type, push wire, slide-on & screw switch	T8/T12	W	□ 2510W	•
		Standard type, screw terminals, screw switch		W	□ 924W ^Δ	•

*Not CSA or NOM certified, ^ΔNot UL or CSA certified, 2509W & 2510W: Listed to UL1570; CSA certified
924: cULus Listed to UL496, file no. E5833, certified to CSA C22.2, no. 43; NOM certified

Color ordering information:

W (White)



(White)

Dimensional information: B-71 **Specification information:** Please visit www.eaton.com/wiringdevices
Compliances, specifications and availability are subject to change without notice.

 RoHS compliant - Page G-21

Pigtail lampholders

Product description

Medium base
660W, 250V/AC
660W, 600V/AC

Design features

- For use in light strings and related applications
- Wire leads are 5" (127.0mm) of color-coded stranded wire, stripped 1" (25.4mm) for easy connection
- Rubber sockets have an extended lip to seal against bulb
- Metal shell interiors are aluminum



722



145



S591

Pigtail lampholders

Rating W	V/AC	Description	Color	Catalog no.	
660	250	Phenolic, wire size #14 AWG	BK	□ 722	•

Listed to UL496, file no. E7430; CSA certified to 22.2, no. 43; NOM certified

Pigtail lampholders

Rating W	V/AC	Description	Color	Catalog no.	
660	600	Weatherproof rubber, wire size #14 AWG	BK	□ 145	•

cULus Listed to UL496, file no. E7430

Special use lampholder assemblies

Product description

Outdoor lighting
150W, 13A, 120V/AC

Design features

- Mountable to wall, ceiling or floor via base mounting holes, or use included spike for lawn & garden mounting
- Weatherproof gasket allows indoor or outdoor use
- PAR 38 light fixture accepts up to 150W bulb
- Wing nut allows for lighting angle adjustment
- Landscape green color blends with grass and shrubs


Plastic floodlight lampholder

A	Rating V/AC	W	Description	Color	Catalog no.
13	120	150	PAR 38 fixture with 6' (1.8m) 18-2 SJT polarized power cord	Green	□ S591

Listed to UL153, file no. E201084

Color ordering information:

BK (Black), Green



Dimensional information: B-72, B-73 **Specification information:** Please visit www.eaton.com/wiringdevices
Compliances, specifications and availability are subject to change without notice.

 Indicates NAFTA compliant - Page G-21

 RoHS compliant - Page G-21

Special use lampholder assemblies

Product description

Trouble lamp medium base
13A, 125V/AC

Design features

- Heavy duty thermoplastic jacketed cord for rough surfaces
- Plastic guard rated to 75W
- Plugs and handles feature built-in finger grips for secure handling



1078-25

Trouble lampholders

Rating A	V/AC	Description	Color	Catalog no.
13	125	Push switch trouble lampholder with plastic guard and NEMA 5-15R 2P, 3W outlet on 25' (7.6m) 18-2 SJT W-A power cord	BK & Y	<input type="checkbox"/> 1078-25
		Push switch trouble lampholder with plastic guard and NEMA 5-15R 2P, 3W outlet on 50' (15.24m) 18-2 SJT W-A power cord	BK & Y	<input type="checkbox"/> 1078-50



1071

Special use lampholder assemblies

Product description

Trouble lampholder accessories
6A, 125V/AC
15A, 125V/AC

Design features

- Interiors feature one piece side outlet contacts permanently fastened
- Reflector guards fit all trouble lamp handles
- Vinyl reflector guard is high-strength impact-resistant thermoplastic



944

Replacement trouble lamp handles & interiors



Rating A	V/AC	Description	Color	Catalog no.	
6	125	Push switch replacement trouble lamp handle with interior and two NEMA 1-15 2P, 2W outlets; use with Cat. #944	Y	<input type="checkbox"/> 1071	
15	125	Replacement trouble lamp handle interior for push switch with two NEMA 1-15 2P, 2W outlets; fits Cat. #1071		<input type="checkbox"/> 944	

944: UL recognized component to UL496, E7430 for US & Canada, CSA C22.2, no. 43



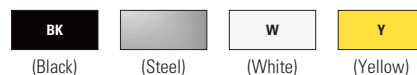
467

Replacement trouble lamp handles & interiors

Description	Color	Catalog no.	
Yellow vinyl reflector guard	Y	<input type="checkbox"/> 1467	
Steel reflector guard	Steel	<input type="checkbox"/> 467	

Color ordering information:

BK (Black), Steel, W (White), Y (Yellow)



Dimensional information: B-71 **Specification information:** Please visit www.eaton.com/wiringdevices
Compliances, specifications and availability are subject to change without notice.

RoHS compliant - Page G-21

Special use lampholder assemblies

Product description

Miscellaneous assemblies
100W, 120V/AC

Design features

- Utility lampholder features removable threaded reflector
- Utility lampholder fully adjustable with 360° rotation and 180° angle adjustment
- Automatic closet light lampholder contains an automatic switch that is activated by opening or closing of hinged or sliding doors



C386

Closet light lampholder

Rating		Description	Color	Catalog no.	
W	V/AC				
100	120	Automatic closet light lampholder on 9' (2.7m) 18-2 SPT-1 power cord	W	<input type="checkbox"/> C386	<input checked="" type="checkbox"/>



738

Lampholder adapters & accessories

Product description

Polarized, medium base
660W, 125V/AC

Design features

- Terminals have pressure plates to protect wires
- Body made of abuse-resistant thermoplastic
- Accepts #10 - #6 AWG wire

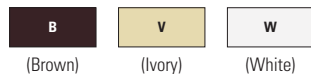
Outlet adapter

Rating		Description	Color suffix	Catalog no.	
W	V/AC				
660	125	Converts one NEMA 1-15R outlet to one socket, keyless switch	B, V, W	<input type="checkbox"/> 738__	<input checked="" type="checkbox"/>

Listed to UL496 & UL498, file no. E15055; CSA certified to C22.2, no. 42 & 43; NOM certified

Color ordering information:

For ordering devices, include Catalog no. followed by the Color suffix: B (Brown), V (Ivory), W (White)



Dimensional information: B-73 **Specification information:** Please visit www.eaton.com/wiringdevices
Compliances, specifications and availability are subject to change without notice.

Indicates NAFTA compliant - Page G-21

RoHS compliant - Page G-21

Lampholder adapters & accessories

Product description

Polarized, medium base
660W, 125V/AC
660W, 250V/AC




Design features

- Outlets on adapters are 2-wire polarized
- Pull chain on catalog number 718 controls the bulb socket, side outlets are continually ON



715

Socket adapters

Rating W	V/AC	Description	Color suffix	Catalog no.	
660	125	Converts one socket to one socket with two 250W NEMA 1-15R 2P, 2W outlets, pull chain switch	B, V	□ 718__	
660	250	Converts one socket to two sockets, keyless switch	B, V, W	□ 700__	

Listed to UL496 & UL498, file no. E15055; CSA certified to C22.2, no. 42 & 43; NOM certified



758

Socket adapters

Rating W	V/AC	Description	Color suffix	Catalog no.	
660	125	Converts one socket to one socket with two 250W NEMA 1-15R 2P, 2W outlets, keyless switch	B, V	□ 715__	

cULus Listed to UL496 & UL498, file no. E15055; certified to CSA C22.2, no. 42 & 43; NOM certified



700

Socket adapters

Rating W	V/AC	Description	Color suffix	Catalog no.	
660	125	Converts one socket to one 125V NEMA 1-15R 2P, 2W outlet, keyless switch	B, W	□ 758__*	

cULus Listed to UL496 & UL498, file no. E136278; certified to CSA C22.2, no. 42 & 43, * B color suffix denotes Black

Socket adapters

Rating W	V/AC	Description	Color	Catalog no.	
660	125	Converts one socket to one 125V NEMA 1-15R 2P, 2W outlet, keyless	B	□ 808	

cULus Listed to UL496 & UL498, file no. E136278; certified to CSA C22.2, no. 42 & 43

Color ordering information:

For ordering devices, include Catalog no. followed by the Color suffix: B (Brown), V (Ivory), W (White)

B	B	V	W
(Brown)	(Black) 758 Only	(Ivory)	(White)

Specification information: Please visit www.eaton.com/wiringdevices

Compliances, specifications and availability are subject to change without notice.

 Indicates NAFTA compliant - Page G-21

 RoHS compliant - Page G-21

Lampholder adapters & accessories

Product description

Keyless switch
Medium base
660W, 250V/AC

Design features

- One piece screwshell with porcelain base

Socket extensions



Rating		Description	Color	Catalog no.	
W	V/AC				
660	250	Phenolic medium base socket, extends 1.38" (34.9mm)	BK	□ 1054	•

Listed to UL496, file no. E15055; CSA certified to C22.2, no. 43; NOM certified



1054

Lampholder adapters & accessories

Product description

Lamp guards

Design features

- 1.50" (38.1mm) clamp fits ceiling lampholders, sign and scoreboard Attachon lampholders
- 1465 is high-strength impact-resistant thermoplastic
- Easy-open guard permits relamping without removing guard

Lamp guards

Description	Color	Catalog no.	
Metal lamp guard with 1.50" (38.1mm) collar, 100W bulb max.	Steel	□ 469B	
Plastic lamp guard with adjustable collar, 200W max.	Y	□ 1465Y	•



469

Color ordering information:

BK (Black), Steel, Y (Yellow)



Dimensional information: B-73 **Specification information:** Please visit www.eaton.com/wiringdevices
Compliances, specifications and availability are subject to change without notice.

Indicates NAFTA compliant - Page G-21

RoHS compliant - Page G-21

Lampholder adapters & accessories



Product description


Ball & chain accessories

Design features

- Flasher buttons are medium-based and offer choices of flash frequencies

Lamp guards

Description	Color	Catalog no.	 
Ball chain with end bell and connector, 3' (0.9m), #6, 0.13" (3.18mm) diameter	BB	<input type="checkbox"/> BP331BB	•
Ball chain with end bell and connector, 3' (0.9m), #6, 0.13" (3.18mm) diameter	NP	<input type="checkbox"/> BP331NP	•
Ball chain, 100' (30.5m) spool	BB	<input type="checkbox"/> 309-100	
Connector	BB	<input type="checkbox"/> 307	
Pull cord with end bell and connector, 3' (0.9m)	NP	<input type="checkbox"/> 315	•



331BB



307



315

Color ordering information:

Brass, Nickel



Specification information: Please visit www.eaton.com/wiringdevices

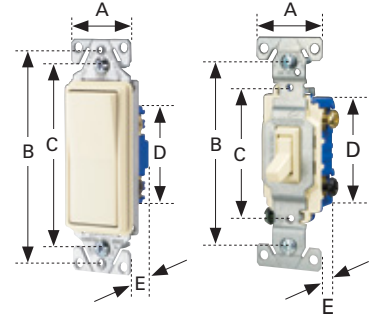
Compliances, specifications and availability are subject to change without notice.

 Indicates NAFTA compliant - Page G-21

 RoHS compliant - Page G-21

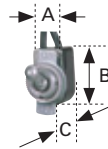
Switches

Family	A	B	C	D	E
Decorator standard grade, single-pole & 3-way	1.44" (36.6mm)	3.81" (96.8mm)	3.28" (83.3mm)	2.74" (69.6mm)	0.97" (24.6mm)
Decorator standard grade, 4-way	1.44" (36.6mm)	3.81" (96.8mm)	3.28" (83.3mm)	2.60" (66.1mm)	1.38" (35.1mm)
Heavy duty grade toggle	1.31" (33.3mm)	3.28" (83.3mm)	2.38" (60.5mm)	2.00" (50.8mm)	1.05" (26.7mm)
Standard grade toggle	1.31" (33.3mm)	3.28" (83.3mm)	2.38" (60.5mm)	2.13" (54.1mm)	0.88" (22.4mm)
Standard grade toggle, less ears	0.75" (19.1mm)	3.28" (83.3mm)	2.38" (60.5mm)	2.13" (54.1mm)	0.88" (22.4mm)
CO/ALR standard grade toggle	1.31" (33.3mm)	3.28" (83.3mm)	2.38" (60.5mm)	2.13" (54.1mm)	0.88" (22.4mm)



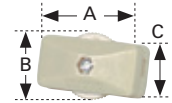
Circuit control switches

Catalog no.	A	B	C
452	0.50" (12.7mm)	0.88" (22.4mm)	0.53" (13.5mm)



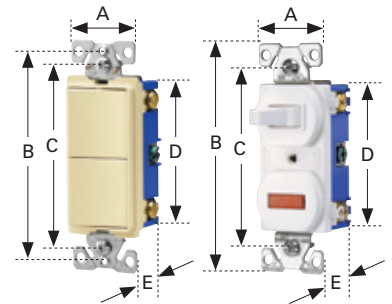
Feed-through cord switches

Catalog no.	A	B	C
410	1.35" (34.5mm)	0.91" (23.1mm)	0.55" (14.0mm)
933	2.49" (63.4mm)	1.47" (36.7mm)	1.25" (31.6mm)



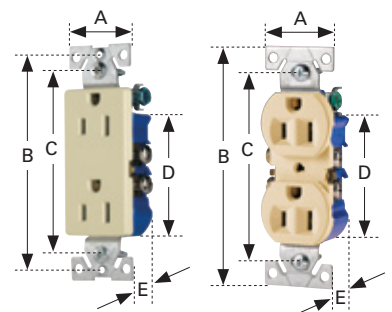
Combination devices

Family	A	B	C	D	E
Decorator combination	1.30" (33.0mm)	3.81" (96.8mm)	3.28" (83.3mm)	2.65" (67.3mm)	1.08" (27.4mm)
Traditional combination	1.30" (33.0mm)	4.19" (106.4mm)	3.28" (83.3mm)	2.65" (67.3mm)	1.08" (27.4mm)
Nightlight combination	1.30" (33.0mm)	3.81" (96.8mm)	3.28" (83.3mm)	2.65" (67.3mm)	1.08" (27.4mm)




Duplex receptacle

Family or Catalog no.	A	B	C	D	E
Heavy duty grade tamper resistant	1.24" (31.5mm)	4.00" (101.6mm)	3.23" (82.0mm)	2.63" (66.8mm)	1.04" (26.4mm)
Decorator standard grade	1.30" (33.0mm)	3.81" (96.8mm)	3.28" (83.3mm)	2.12" (53.8mm)	0.69" (17.5mm)
Standard grade, except 298	1.31" (33.3mm)	4.19" (106.4mm)	3.28" (83.3mm)	2.63" (66.8mm)	0.69" (17.5mm)
298	1.31" (33.3mm)	4.19" (106.4mm)	3.28" (83.3mm)	2.63" (66.8mm)	0.74" (18.8mm)
CO/ALR standard grade	1.38" (35.1mm)	4.06" (103.1mm)	3.28" (83.3mm)	2.61" (66.3mm)	0.71" (18.0mm)



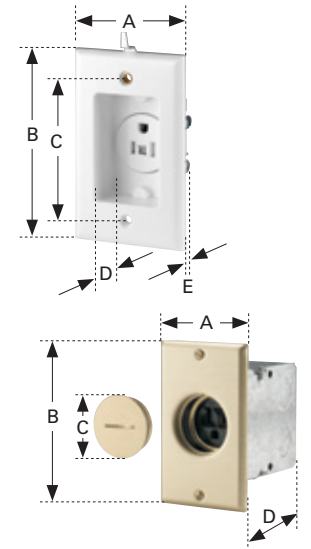
Single receptacles

Family	A	B	C	D	E
Heavy duty grade decorator	1.32" (33.5mm)	3.81" (96.8mm)	3.28" (83.3mm)	1.98" (50w.3mm)	0.82" (20.8mm)
Heavy duty grade traditional	1.31" (33.3mm)	3.28" (83.3mm)	2.38" (60.3mm)	2.07" (52.6mm)	0.83" (12.1mm)




Recessed & floor box receptacles

Family	A	B	C	D	E
Single receptacle	2.75" (69.9mm)	4.50" (114.3mm)	3.28" (83.3mm)	0.85" (21.6mm)	1.77" (45.0mm)
Duplex receptacle	2.72" (69.1mm)	4.48" (113.8mm)	3.28" (83.3mm)	0.93" (23.6mm)	2.00" (50.8mm)
Floor box receptacle	2.75" (69.9mm)	4.50" (114.3mm)	1.75" (44.5mm)	3.50" (88.9mm)	—




Surface receptacles

Catalog Nos.	A	B	C
74 & 78	1.90" (48.3mm)	3.60" (91.4mm)	1.12" (28.4mm)



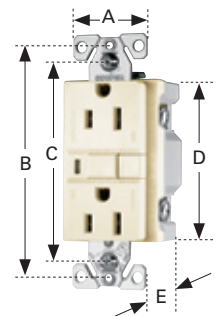
Academy series outlets

Catalog no.	A	B	C
2602	0.81" (20.6mm)	2.02" (51.3mm)	0.81" (20.6mm)
2603	1.15" (29.2mm)	2.58" (65.5mm)	0.84" (21.3mm)
2606	1.08" (27.4mm)	1.25" (31.8mm)	0.88" (22.4mm)
2607	1.25" (31.8mm)	1.08" (27.4mm)	0.88" (22.4mm)
2609	1.09" (27.7mm)	0.44" (11.2mm)	0.78" (19.8mm)



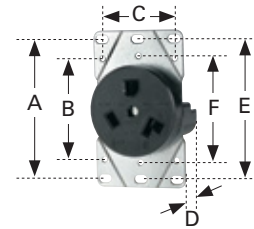
GFCIs & AFCIs

Family	A	B	C	D	E
GFCIs/AFCIs	1.30" (33.0mm)	3.81" (96.8mm)	3.28" (83.3mm)	2.67" (67.8mm)	1.20" (30.5mm)




Power devices, flush receptacles

Catalog Nos.	A	B	C	D (depth)	E	F (face dia.)
30 & 1200 Series	3.28" (83.3mm)	2.38" (60.5mm)	1.81" (46.0mm)	1.42" (36.1mm)	2.50" (63.5mm)	2.10" (53.5mm)



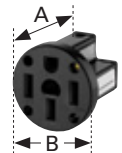
Power devices, surface receptacles

Catalog Nos.	A	B	C
100 & 1200 Series	2.10" (53.3mm)	4.75" (120.7mm)	2.50" (63.5mm)




Power devices, panel mount receptacles

Catalog Nos.	A	B
58, 60	2.80" (71.1mm)	2.80" (71.1mm)
U1263	1.69" (42.9mm)	2.09" (53.1mm)

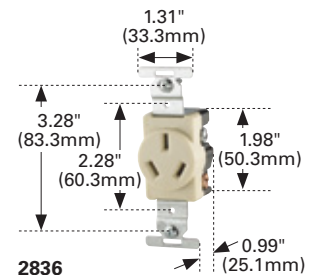


Power devices, angled plugs

Cat. Nos.	A	B	C	Cord Diameter
S80 & 83	2.92" (74.2mm)	1.03" (26.2mm)	2.80" (71.1mm)	S80: 0.80" (20.3mm) max. 83: 0.64" (16.3mm) max.
S41 & S42 S20 & S21	3.37" (85.6mm)	1.38" (35.1mm)	2.87" (72.9mm)	S41 & S42: 1.10" (27.9mm) S20 & S21: 1.13" (28.7mm)




Miscellaneous Power Devices



Heavy duty grade connectors

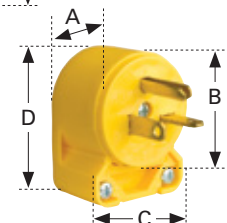


Family	A	B	C	Cord Dia.
Quick grip	1.40" (35.6mm)	2.57" (65.4mm)	1.65" (42.0mm)	0.22-0.66" (5.6-16.8mm)
Armored vinyl	1.35" (34.3mm)	2.60" (66.0mm)	1.50" (38.1mm)	0.25-0.63" (6.4-15.9mm)
Vinyl	1.35" (34.3mm)	2.61" (66.3mm)	1.54" (39.1mm)	0.25-0.66" (6.4-16.6mm)
Rubber	1.36" (34.5mm)	2.90" (73.7mm)	1.54" (39.1mm)	0.25-0.60" (6.4-15.2mm)



805V


Power devices, angled plugs

Family	A	B	C	D	Cord Diameter
Quick grip	1.40" (35.6mm)	1.95" (49.7mm)	1.68" (42.6mm)	—	0.22-0.66" (5.6-16.8mm)
Armored vinyl	1.65" (41.9mm)	1.93" (49.0mm)	1.87" (47.4mm)	—	0.25-0.63" (6.4-15.9mm)
Vinyl	1.65" (41.9mm)	1.54" (39.1mm)	—	—	0.25-0.66" (6.4-16.8mm)
Angled vinyl	1.25" (31.8mm)	1.42" (36.1mm)	1.50" (38.1mm)	1.95" (49.5mm)	0.25-0.66" (6.4-16.8mm)
Rubber	1.54" (39.1mm)	2.00" (50.8mm)	—	—	0.25-0.60" (6.4-15.2mm)



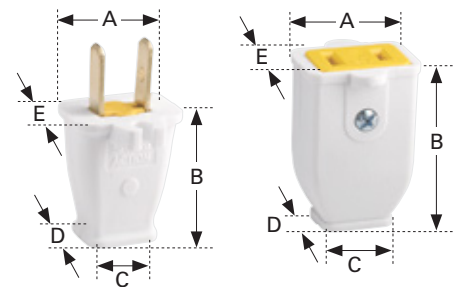
Standard rubber plugs & connectors

Family	A	B	C	D	Cord Dia.
Plug	1.17" (29.7mm)	1.25" (31.8mm)	0.71" (18.0mm)	0.73" (18.5mm)	0.33" (8.4mm)
Angled plug	1.17" (29.7mm)	1.15" (29.2mm)	0.73" (18.5mm)	—	0.33" (8.4mm)
Connector	1.18" (30.0mm)	2.00" (50.8mm)	0.71" (18.0mm)	—	0.33" (8.4mm)



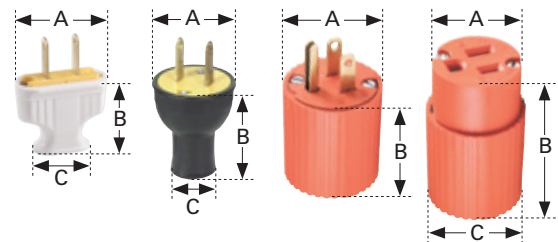
Spring action plugs & connectors

Family	A	B	C	D	E	Cord Dia.
2P, 2W plug	1.16" (29.5mm)	1.37" (34.8mm)	0.75" (19.1mm)	0.62" (15.7mm)	0.75" (19.1mm)	0.33" (8.4mm)
2P, 2W connector	1.17" (29.7mm)	1.78" (45.2mm)	0.75" (19.1mm)	0.62" (15.7mm)	0.75" (19.1mm)	0.33" (8.4mm)
2P, 3W plug	1.08" (27.4mm)	1.56" (39.6mm)	0.70" (17.8mm)	0.70" (17.8mm)	1.22" (31.0mm)	0.32" (8.1mm)
2P, 3W connector	1.08" (27.4mm)	2.25" (57.2mm)	0.70" (17.8mm)	0.70" (17.8mm)	1.22" (31.0mm)	0.32" (8.1mm)



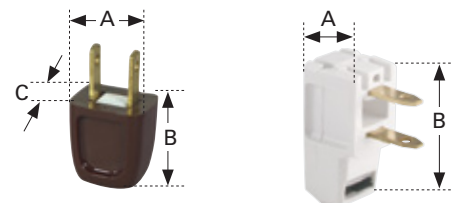
Standard thermoplastic plugs & connectors

Family	A	B	C	Cord Dia.
Flat plugs	1.48" (37.6mm)	1.19" (30.2mm)	0.92" (23.4mm)	0.31" (7.9mm)
Round plugs	1.28" (32.5mm)	1.50" (38.1mm)	0.75" (19.1mm)	0.41" (10.3mm)
Cylindrical plugs	1.54" (39.1mm)	1.72" (43.7mm)	—	0.67" (17.0mm)
Cylindrical connectors	1.37" (34.8mm)	2.60" (66.0mm)	1.54" (39.1mm)	0.67" (17.0mm)



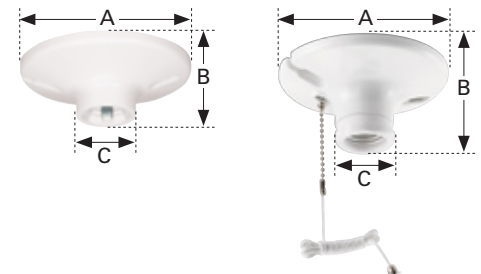
Academy series plugs

Family	A	B	C	D	E	Cord Dia.
Easy install plug	1.16" (29.5mm)	1.37" (34.8mm)	0.75" (19.1mm)	0.62" (15.7mm)	0.75" (19.1mm)	0.33" (8.4mm)
Super plug	1.17" (29.7mm)	1.78" (45.2mm)	0.75" (19.1mm)	0.62" (15.7mm)	0.75" (19.1mm)	0.33" (8.4mm)



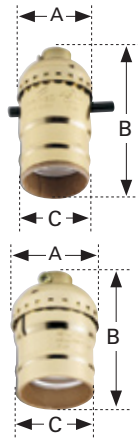
Ceiling mount lampholders

Family	A	B	C
Porcelain one piece	4.50" (114.3mm)	1.50" (38.1mm)	1.70" (43.2mm)
Porcelain two piece	4.50" (114.3mm)	2.14" (54.4mm)	1.63" (41.4mm)
Plastic one piece	4.56" (115.8mm)	1.52" (38.6mm)	1.59" (40.4mm)
Plastic two piece	4.63" (117.6mm)	2.16" (54.9mm)	1.63" (41.4mm)



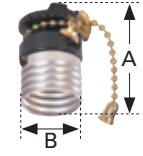
Metal shell lampholders

Family	A	B	C
Turn Knob, Pull Chain, Push Through	1.40" (35.6mm)	2.35" (59.7mm)	1.25" (31.8mm)
Keyless	1.40" (35.6mm)	2.00" (50.8mm)	1.25" (31.8mm)



Metal shell lampholders interiors

Catalog no.	A	B
962	1.87" (47.5mm)	1.09" (27.7mm)
3925	1.78" (45.2mm)	1.09" (27.7mm)
2982	1.71" (43.4mm)	1.09" (27.7mm)
942	1.74" (44.2mm)	1.09" (27.7mm)




Fixture sockets

Catalog no.	A	B	C
968	1.35" (34.3mm)	0.40" (10.2mm)	1.85" (47.0mm)
969	1.38" (35.1mm)	0.44" (11.2mm)	1.90" (48.3mm)



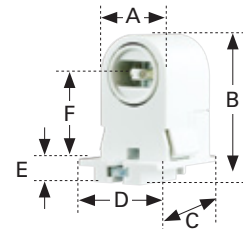
Pigtail lampholders

Catalog no.	A	B	C	D
722	1.60" (40.6mm)	—	1.47" (37.3mm)	1.32" (33.5mm)
124	1.63" (41.4mm)	1.36" (34.5mm)	1.75" (44.5mm)	1.50" (38.1mm)
145	1.63" (41.4mm)	1.36" (34.5mm)	1.75" (44.5mm)	1.50" (38.1mm)



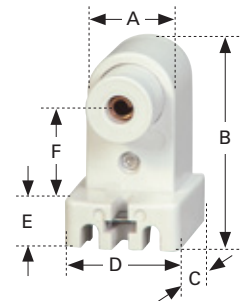
Fluorescent lampholders, recessed double contact

Catalog no.	A	B	C	D	E	F
2500W	1.12" (28.4mm)	2.31" (58.7mm)	1.81" (46.0mm)	1.44" (36.6mm)	0.59" (15.0mm)	1.17" (29.7mm)
2501W	1.12" (28.4mm)	2.31" (58.7mm)	1.81" (46.0mm)	1.44" (36.6mm)	0.59" (15.0mm)	1.17" (29.7mm)



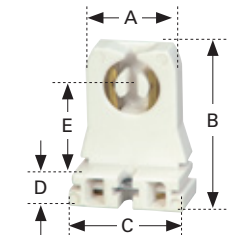
Fluorescent lampholders, slimline

Catalog no.	A	B	C	D	E	F
2503W	1.12" (28.4mm)	2.33" (59.2mm)	1.66" (42.2mm)	1.45" (36.8mm)	0.59" (15.0mm)	1.17" (29.7mm)
2504W	1.12" (28.4mm)	2.33" (59.2mm)	1.66" (42.2mm)	1.45" (36.8mm)	0.59" (15.0mm)	1.17" (29.7mm)
2506W	1.13" (28.7mm)	1.73" (43.9mm)	1.48" (37.6mm)	1.31" (33.2mm)	0.32" (8.1mm)	1.30" (33.0mm)
2507W	1.13" (28.7mm)	1.73" (43.9mm)	1.50" (38.1mm)	1.31" (33.2mm)	0.32" (8.1mm)	1.30" (33.0mm)




Fluorescent lampholders, medium bi-pin

Catalog no.	A	B	C	D	E
924W	1.00" (25.4mm)	2.37" (60.2mm)	1.44" (36.6mm)	0.62" (15.7mm)	1.18" (30.0mm)
2509W	1.00" (25.4mm)	2.03" (51.6mm)	1.35" (34.3mm)	0.37" (9.4mm)	1.17" (29.7mm)
2510W	1.00" (25.4mm)	1.67" (42.2mm)	1.25" (31.8mm)	0.38" (9.7mm)	0.88" (22.4mm)



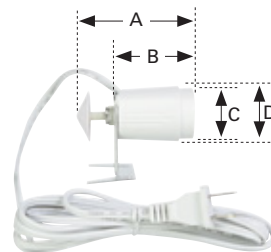
Outdoor floodlight lampholder

Catalog no.	A	B	C	D	E	F
S591	2.75" (69.9mm)	2.75" (69.9mm)	2.25" (57.2mm)	4.02" (102.1mm)	4.50" (114.3mm)	1.00" (25.4mm)



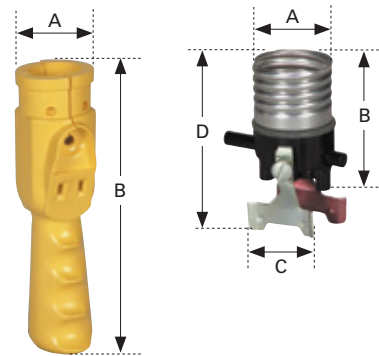
Closet light lampholder

Catalog no.	A	B	C	D
C386	2.87" (72.9mm)	2.03" (50.8mm)	1.30" (33.0mm)	1.42" (36.1mm)



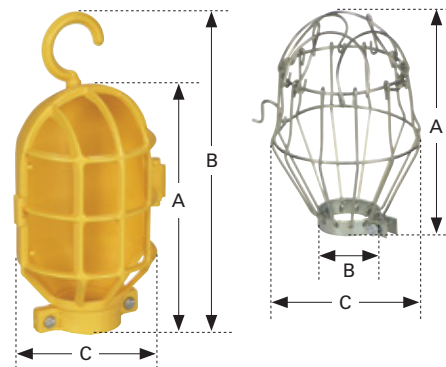
Trouble lampholder accessories

Catalog no.	A	B	C	D
1071	1.69" (42.9mm)	6.50" (165.1mm)	—	—
944	1.09" (27.7mm)	1.72" (43.7mm)	1.05" (26.7mm)	2.37" (60.2mm)



Lamp reflectors & guards

Catalog no.	A	B	C
1467	6.25" (158.8mm)	8.00" (203.2mm)	4.34" (110.2mm)
467	6.25" (158.8mm)	8.25" (209.6mm)	3.66" (93.0mm)
469B	5.63" (143.0mm)	1.50" (38.1mm)	3.87" (98.3mm)
1465Y	6.50" (165.1mm)	2.03" (51.6mm)	5.18" (131.6mm)




SECTION

C



Wallplates & Weather Protective Covers

Our broad offering of wallplates are the final touch for any application and are available in standard size, mid-size and oversize. Choose from a variety of materials, colors, and configurations to match any combination of device and décor. Weather protective covers are available in a wide selection of configurations to maintain the integrity of outdoor devices.



Standard size wallplates
C-10



Mid-size wallplates
C-17



Oversize wallplates
C-24



Wallplate accessories
C-25



While-in-use boxes
C-28



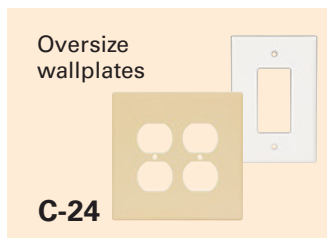
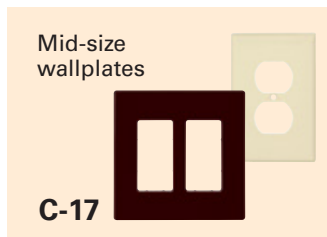

Weather protective covers
C-29

Wallplates


Our extensive line of wallplates is designed and manufactured to perform in a wide range of applications; no matter what you need, you'll find the desired material, configuration, size and color. Their heavy-duty construction provides outstanding performance throughout a home. Available in one- through six-gang configurations.




Wallplate families



Wallplate colors



- Mid-size screwless wallplates deliver the ultimate in designer looks with a screwless finish; they are fast and easy to install, virtually unbreakable and easy to clean
- Mid-size & oversize wallplates are designed for use in applications where additional wall coverage is needed
- Extra depth wallplates are available for use with old work outlet boxes for a flush fit to the wall
- Available wallplate materials include virtually unbreakable nylon & polycarbonate thermoplastics, 302/304 corrosion resistant stainless steel, brass, and thermoset
- Nylon & polycarbonate wallplates feature screw-catch, a timesaving feature that holds mounting screws captive to simplify installation
- Our wallplates are manufactured according to the performance & dimensional requirements of Federal Specification WP-455, NEMA Standard WD-1, UL Standard 514 and the NEC®



Specific wallplate solutions for today's needs



Aesthetic upgrade

Our screwless wallplates come in 3 different openings for upgrading the look of toggle switches, GFCIs, rotary dimmers and duplex receptacles without having to change out devices!

See pages C-17 to C-19

Shown:
PJS1




Corrosion resistance

Brass and stainless steel wallplates offer durable, elegant corrosion resistance making them ideal for high-moisture locations like kitchens, baths, garages and basements.

See pages C-10 to C-25

Shown:
93101



Impact resistance

Thermoplastic polycarbonate and nylon wallplates are virtually unbreakable, warp resistant, abrasion resistant and soil resistant, making them ideal for high-traffic areas.

See pages C-10 to C-26

Shown:
PJ26





Thermoplastic nylon or polycarbonate wallplates

Design features

- Rugged construction reduces installation cost due to less plate breakage and resists bowing to provide a smooth, flat installation
- Exclusive timesaving Screw-catch feature holds mounting screws captive and simplifies installation
- High gloss finish is soil resistant
- Polycarbonate wallplates are virtually unbreakable with high structural rigidity, long-term form retention, plus superior impact and abrasion resistance

- Nylon wallplates have a flush-fitting, warp resistant design
- Matching mounting screws provide

Testing & code compliance

- cULus listed to UL514C, file no. E33216, certified to CSA C22.2, no. 42.1

Material characteristics

- Flammability: meets UL94 requirements; 5V rated
- Temperature rating: -40°C to 70°C (-40°F to 158°F)



Thermoset wallplates

Design features

- Extensive line of non-flammable thermoset plates provides flush-fitting, warp resistant performance

Material characteristics

- Flammability: Meets UL94 requirements; 5V rated
- Temperature rating: -40°C to 65°C (-40°F to 149°F)

Testing & code compliance

- cULus listed to UL514C, file no. E33216, certified to CSA C22.2, no. 42.1



302/304 Stainless steel wallplates

Design features

- Superior non-corrosive and non-magnetic properties for applications needing protection from those elements
- Stainless steel alloy contains 18% chromium and 8% nickel for corrosion resistance
- Stamped from 0.032" (0.81mm) thick material
- Horizontally satin-brushed surface finish resists finger prints
- All plates are coated with clear, removable PVC to safeguard the surface during handling and installation

- Matching stainless steel mounting screws provided

Testing & code compliance

- Listed to UL514D, file no. E92122, certified to CSA C22.2, no.42.1

Material characteristics

- Temperature rating: -40°C to 70°C (-40°F to 158°F)



Brass wallplates

Design features

- Line of handsomely crafted, elegant solid brass designs in 11 popular NEMA standard size configurations
- Strong, corrosion resistant and coated with transparent lacquer to resist premature oxidation
- Horizontally satin-brushed surface finish resists fingerprints
- Matching brass-plated steel screws resist damage during installation

- All plates are coated with clear, removable PVC to safeguard the surface during handling and installation

- Solid brass material is a 70/30 alloy (#26C), .040" (1.02mm) thick

Testing & code compliance


- Listed to UL514D, file no. E92003

Material characteristics

- Temperature rating: -40°C to 70°C (-40°F to 158°F)

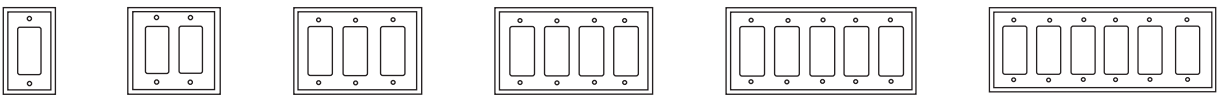
Compliances, specifications and availability are subject to change without notice.

Toggle



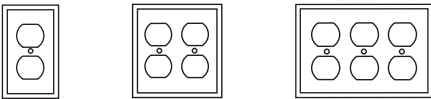
Gang	Standard size				Mid-size				Oversize	
	Thermoset	Nylon	Stainless steel	Brass	Thermoset	Polycarbonate	Screwless	Stainless steel	Thermoset	Stainless steel
1-Gang	2134__	5134__	93071	94071	2034__	PJ1__	PJS1__	93971	2144__	93871
2-Gang	2139__	5139__	93072	94072	2039__	PJ2__	PJS2__	93972	2149__	93872
3-Gang	2141__	5141__	93073	94073	2041__	PJ3__	PJS3__	93973	2741__	93873
4-Gang	2154__	5154__	93074	—	2054__	PJ4__	PJS4__	—	—	93874
5-Gang	2155__	—	93075	—	—	PJ5__	—	—	—	—
6-Gang	2156__	—	93076	—	—	PJ6__	—	—	—	—

Decorator/GFCI



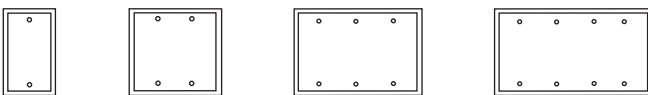
Gang	Standard size				Mid-size				Oversize	
	Thermoset	Nylon	Stainless steel	Brass	Thermoset	Polycarbonate	Screwless	Stainless steel	Thermoset	Stainless steel
1-Gang	2151__	5151__	93401	94401	2051__	PJ26__	PJS26__	93934	2751__	93834
2-Gang	2152__	5152__	93402	94402	2052__	PJ262__	PJS262__	93935	—	—
3-Gang	2163__	—	93403	—	2063__	PJ263__	PJS263__	93936	—	—
4-Gang	2164__	—	93404	—	2064__	PJ264__	PJS264__	—	—	—
5-Gang	2165__	—	93405	—	—	PJ265__	PJS265__	—	—	—
6-Gang	2166__	—	93406	—	—	PJ266__	PJS266__	—	—	—

Duplex receptacle



Gang	Standard size				Mid-size				Oversize	
	Thermoset	Nylon	Stainless steel	Brass	Thermoset	Polycarbonate	Screwless	Stainless steel	Thermoset	Stainless steel
1-Gang	2132__	5132__	93101	94101	2032__	PJ8__	PJS8__	93901	2142__	93801
2-Gang	2150__	5150__	93102	94102	2050__	PJ82__	—	93902	2750__	93802
3-Gang	—	—	93103	—	—	—	—	—	—	—

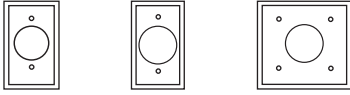
Blank



Gang	Standard size				Mid-size				Oversize	
	Thermoset	Nylon	Stainless steel	Brass	Thermoset	Polycarbonate	Screwless	Stainless steel	Thermoset	Stainless steel
1-Gang	2129__	5129__	93151	94151	2029__	PJ13__	—	93951	2729__	93851
2-Gang	2137__	5137__	93152	—	2037__	PJ23__	—	—	—	93852
3-Gang	—	—	93153	—	—	—	—	—	—	—
4-Gang	—	—	93154	—	—	—	—	—	—	—
1-strap mt.	—	—	—	—	—	PJ14__	—	—	—	—

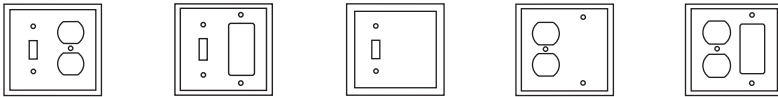
Compliances, specifications and availability are subject to change without notice.

Power outlet



Gang	Standard size				Mid-size				Oversize	
	Thermoset	Nylon	Stainless steel	Chrome	Thermoset	Polycarbonate	Screwless	Stainless steel	Thermoset	Stainless steel
1-1.40" Hole	2131__	5131__	93091	—	—	PJ7__	—	—	2731__	93891
1-1.59" Hole	—	—	93111	—	—	PJ720__	—	—	—	—
1-2.15" Hole	—	—	93221	39CH	2068__	PJ724__	—	—	—	—
2-2.15" Hole	2168__	—	93227	68	—	PJ703__	—	—	—	—

Combination

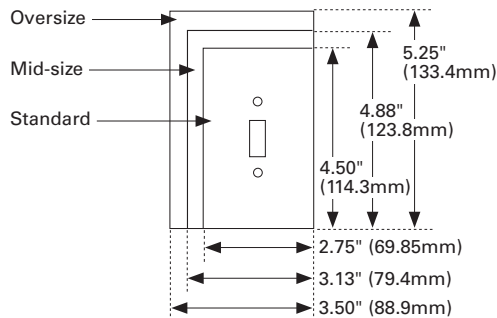


Gang	Standard size				Mid-size			Oversize
	Thermoset	Nylon	Stainless steel	Brass	Thermoset	Polycarbonate	Stainless steel	Thermoset
Toggle & duplex receptacle	2138__	5138__	93532	94532	2038__	PJ18__	93932	2148__
Toggle & decorator	2153__	5153__	93432	94432	2053__	PJ126__	93937	—
Toggle & blank	—	5171__	—	—	—	PJ113__	—	—
Duplex receptacle & blank	—	5170__	—	—	—	PJ138__	—	—
Duplex receptacle & decorator	2157__	—	—	—	—	PJ826__	—	—



Gang	Standard size			Mid-size
	Thermoset	Nylon	Stainless steel	Polycarbonate
2 Toggles & duplex receptacle	2158__	5158__	93543	PJ28__
2 Toggles & decorator	2173__	—	93443	PJ226__

Size options



Color ordering information:

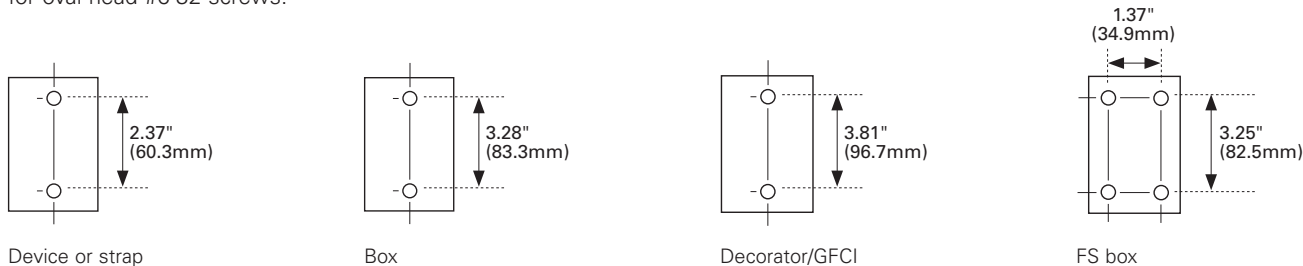
A (Almond), B (Brown), BK (Black), BL (Blue), GY (Gray), LA (Light Almond), RD (Red), V (Ivory), W (White), Brass, Stainless Steel, BB (Brushed Bronze)



*Note: See pages C-9 – C-24 for full specifications and available color options.
Compliances, specifications and availability are subject to change without notice.

Mounting holes for wallplates and covers

These are the most common nominal spacings for mounting holes on wallplates and covers. Holes are normally countersunk for oval head #6-32 screws.



Cover opening dimensions

Nominal dimensions for cover openings conform to industry standards and practices.

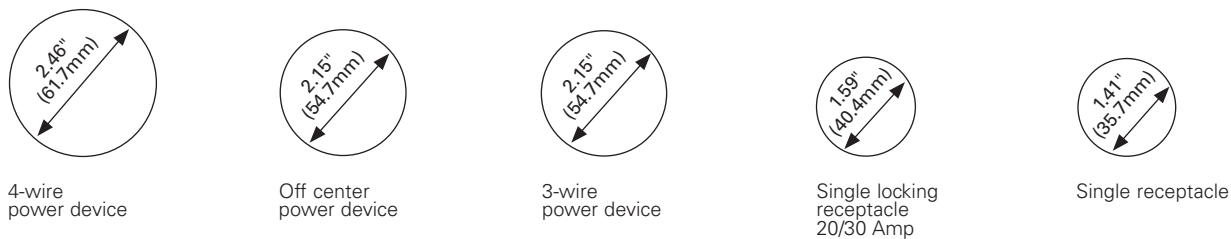
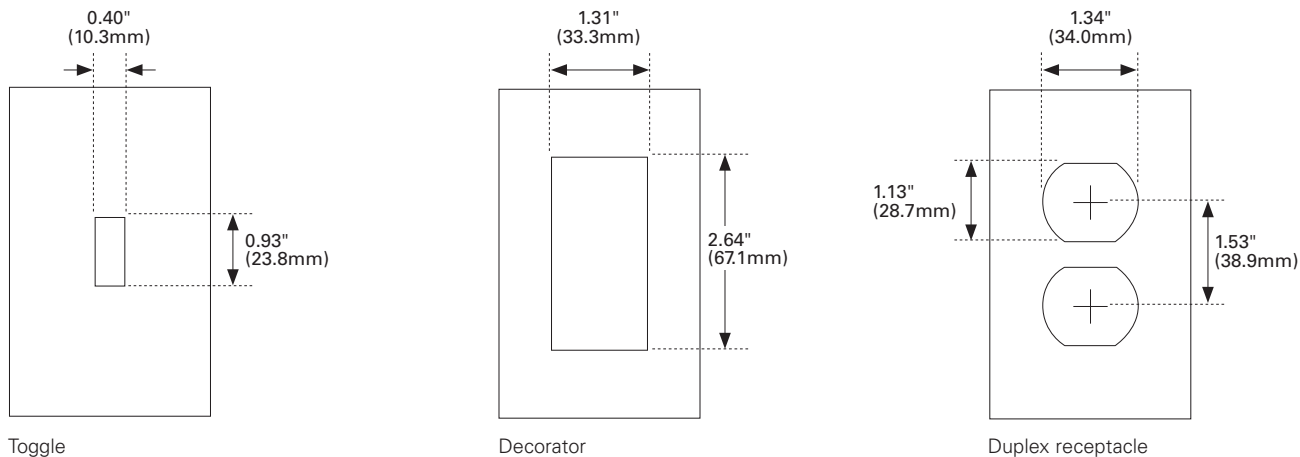


Plate opening dimensions

Nominal dimensions for plate openings conform to industry standards and practices.

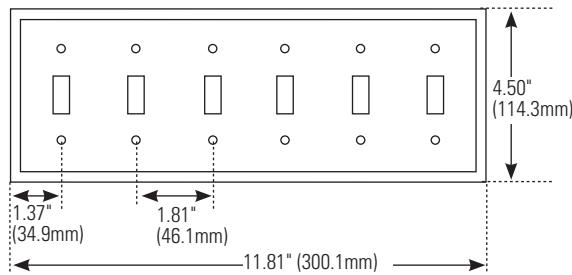


Compliances, specifications and availability are subject to change without notice.

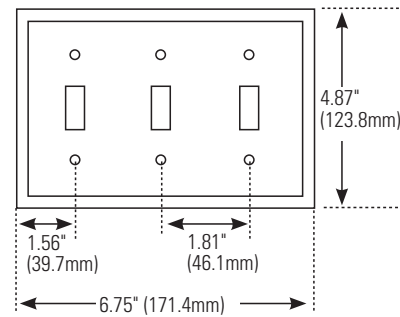
Wallplate sizes

Gang	Description	Height	Width	First gang to edge	Gang to gang
1-Gang	Standard	4.50" (114.3mm)	2.75" (34.9mm)	1.37" (34.9mm)	—
	Mid-size	4.87" (123.8mm)	3.13" (79.4mm)	1.56" (39.7mm)	—
	Oversize	5.25" (133.4mm)	3.5" (88.9mm)	1.75" (44.4mm)	—
2-Gang	Standard	4.50" (114.3mm)	4.56" (115.9mm)	1.37" (34.9mm)	1.81" (46.0mm)
	Mid-size	4.87" (123.8mm)	4.94" (125.4mm)	1.56" (39.7mm)	1.81" (46.0mm)
	Oversize	5.25" (133.4mm)	5.31" (134.9mm)	1.75" (44.4mm)	1.81" (46.0mm)
3-Gang	Standard	4.50" (114.3mm)	6.37" (161.9mm)	1.37" (34.9mm)	1.81" (46.0mm)
	Mid-size	4.87" (123.8mm)	6.75" (171.4mm)	1.56" (39.7mm)	1.81" (46.0mm)
	Oversize	5.25" (133.4mm)	7.17" (182.2mm)	1.75" (44.4mm)	1.81" (46.0mm)
4-Gang	Standard	4.50" (114.3mm)	8.19" (207.9mm)	1.37" (34.9mm)	1.81" (46.0mm)
	Mid-size	4.87" (123.8mm)	8.56" (217.5mm)	1.56" (39.7mm)	1.81" (46.0mm)
	Oversize	5.25" (133.4mm)	8.94" (227.0mm)	1.75" (44.4mm)	1.81" (46.0mm)
5-Gang	Standard	4.50" (114.3mm)	10.00" (254.0mm)	1.37" (34.9mm)	1.81" (46.0mm)
	Mid-size	4.87" (123.8mm)	10.37" (263.5mm)	1.56" (39.7mm)	1.81" (46.0mm)
6-Gang	Standard	4.50" (114.3mm)	11.81" (300.0mm)	1.37" (34.9mm)	1.81" (46.0mm)
	Mid-size	4.87" (123.8mm)	12.18" (309.5mm)	1.56" (39.7mm)	1.81" (46.0mm)

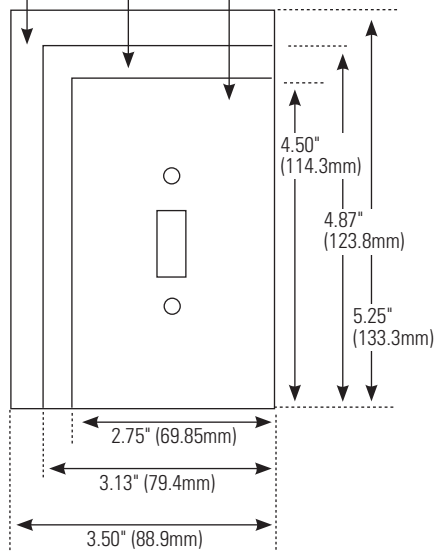
Standard



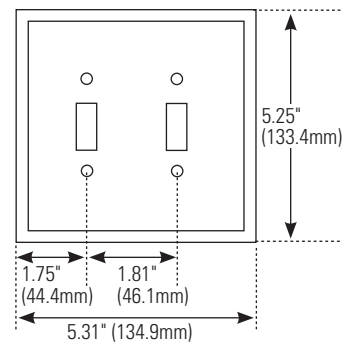
Mid-size



Oversize Mid-size Standard



Oversize

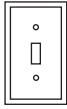


Compliances, specifications and availability are subject to change without notice.


Standard size toggle switch wallplates

Product description

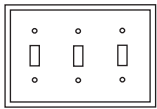
1-Gang, 2-Gang, 3-Gang,
4-Gang, 5-Gang, 6-Gang



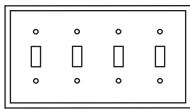
1-Gang



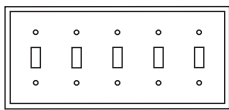
2-Gang



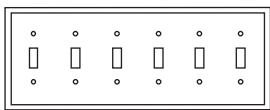
3-Gang



4-Gang



5-Gang



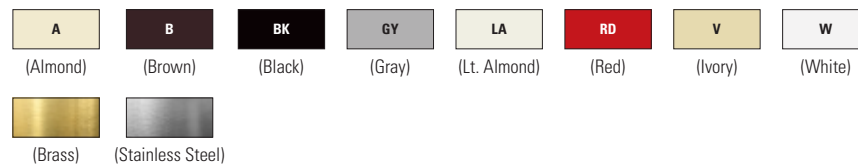
6-Gang

Toggle switch

Gang	Material	Color suffix	Catalog no.		
1-Gang	Nylon	A, B, BK, GY, LA, RD, V, W	□ 5134__	•	•
	Thermoset	A, B, LA, V, W	□ 2134__	•	•
	302/304 Stainless steel	—	□ 93071	•	•
	Brass	—	□ 94071	•	•
2-Gang	Nylon	A, B, BK, GY, LA, RD, V, W	□ 5139__	•	•
	Thermoset	A, B, LA, V, W	□ 2139__	•	•
	302/304 Stainless steel	—	□ 93072	•	•
	Brass	—	□ 94072	•	•
3-Gang	Nylon	A, B, BK, GY, LA, V, W	□ 5141__	•	•
	Thermoset	A, B, LA, V, W	□ 2141__	•	•
	302/304 Stainless steel	—	□ 93073	•	•
	Brass	—	□ 94073	•	•
4-Gang	Nylon	A, B, BK, GY, LA, V, W	□ 5154__	•	•
	Thermoset	A, B, LA, V, W	□ 2154__	•	•
	302/304 Stainless steel	—	□ 93074	•	•
5-Gang	Thermoset	A, B, LA, V, W	□ 2155__	•	•
	302/304 Stainless steel	—	□ 93075	•	•
6-Gang	Thermoset	A, B, V, W	□ 2156__	•	•
	302/304 Stainless steel	—	□ 93076	•	•

Color ordering information:

For ordering devices, include Catalog no. followed by the Color suffix: A (Almond), B (Brown), BK (Black), GY (Gray), LA (Light Almond), RD (Red), V (Ivory), W (White), Brass, Stainless Steel



Certification information: 2000 and 5000 series wallplates are cULus certified; 93000 series wallplates are UL and CSA certified; 94000 are UL certified **Dimensional information:** C-5, C-6 **Specification information:** Please visit www.eaton.com/wiringdevices
Compliances, specifications and availability are subject to change without notice.

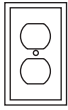
Indicates NAFTA compliant - Page G-21

RoHS compliant - Page G-21

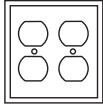
Standard size duplex receptacle wallplates

Product description

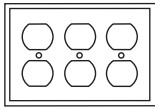
1-Gang, 2-Gang, 3-Gang



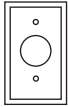
1-Gang



2-Gang



3-Gang



1-Gang

Duplex receptacle

Gang	Material	Color suffix	Catalog no.		
1-Gang	Nylon	A, B, BK, GY, LA, RD, V, W	□ 5132__	•	•
	Thermoset	A, B, LA, V, W	□ 2132__	•	•
	302/304 Stainless steel	—	□ 93101	•	•
	Brass	—	□ 94101	•	•
2-Gang	Nylon	A, B, BK, GY, LA, RD, V, W	□ 5150__	•	•
	Thermoset	A, B, LA, V, W	□ 2150__	•	•
	302/304 Stainless steel	—	□ 93102	•	•
	Brass	—	□ 94102	•	•
3-Gang	302/304 Stainless steel	—	□ 93103	•	•

Standard size single receptacle wallplates

Product description

1-Gang

Single receptacle

Gang	Material	Color suffix	Catalog no.		
1-Gang	Nylon	A, B, BK, GY, RD, V, W	□ 5131__	•	•
	Thermoset	A, B, LA, V, W	□ 2131__	•	•
	302/304 Stainless steel	—	□ 93091	•	•
	Brass	—	□ 94091	•	•

Color ordering information:

For ordering devices, include Catalog no. followed by the Color suffix: A (Almond), B (Brown), BK (Black), GY (Gray), LA (Light Almond), RD (Red), V (Ivory), W (White), Brass, Stainless Steel

A	B	BK	GY	LA	RD	V	W		
(Almond)	(Brown)	(Black)	(Gray)	(Lt. Almond)	(Red)	(Ivory)	(White)	(Brass)	(Stainless Steel)

Certification information: 2000 and 5000 series wallplates are cULus certified; 93000 series wallplates are UL and CSA certified; 94000 are UL certified **Dimensional information:** C-5, C-6 **Specification information:** Please visit www.eaton.com/wiringdevices
Compliances, specifications and availability are subject to change without notice.


Indicates NAFTA compliant - Page G-21

RoHS compliant - Page G-21

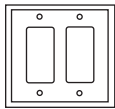
Standard size decorator wallplates

Product description

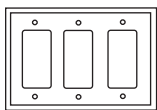
1-Gang, 2-Gang, 3-Gang,
4-Gang, 5-Gang, 6-Gang



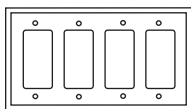
1-Gang



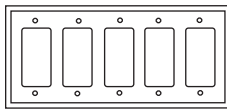
2-Gang



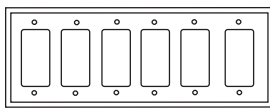
3-Gang



4-Gang



5-Gang



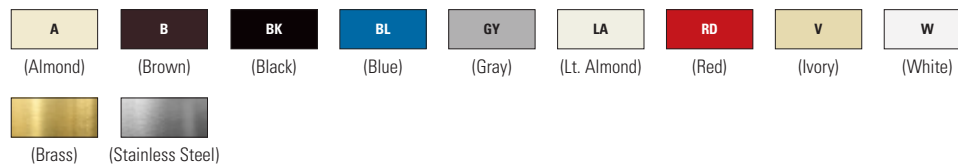
6-Gang

Decorator

Gang	Material	Color suffix	Catalog no.		
1-Gang	Nylon	A, B, BL, BK, GY, LA, RD, V, W	□ 5151__	•	•
	Thermoset	A, B, BK, GY, LA, V, W	□ 2151__	•	•
	302/304 Stainless steel	—	□ 93401	•	•
	Brass	—	□ 94401	•	•
2-Gang	Nylon	A, B, BK, GY, LA, V, W	□ 5152__	•	•
	Thermoset	A, B, BK, GY, LA, V, W	□ 2152__	•	•
	302/304 Stainless steel	—	□ 93402	•	•
	Brass	—	□ 94402	•	•
3-Gang	Thermoset	A, B, GY, LA, V, W	□ 2163__	•	•
	302/304 Stainless steel	—	□ 93403	•	•
4-Gang	Thermoset	A, B, LA, V, W	□ 2164__	•	•
	302/304 Stainless steel	—	□ 93404	•	•
5-Gang	Thermoset	A, B, LA, V, W	□ 2165__	•	•
	302/304 Stainless steel	—	□ 93405	•	•
6-Gang	Thermoset	A, B, LA, V, W	□ 2166__	•	•
	302/304 Stainless steel	—	□ 93406	•	•

Color ordering information:

For ordering devices, include Catalog no. followed by the Color suffix: A (Almond), B (Brown), BK (Black), BL (Blue), GY (Gray), LA (Light Almond), RD (Red), V (Ivory), W (White), Brass, Stainless Steel



Certification information: 2000 and 5000 series wallplates are cULus certified; 93000 series wallplates are UL and CSA certified; 94000 are UL certified **Dimensional information:** C-5, C-6 **Specification information:** Please visit www.eaton.com/wiringdevices
Compliances, specifications and availability are subject to change without notice.


Indicates NAFTA compliant - Page G-21

RoHS compliant - Page G-21

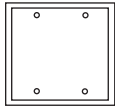
Standard size blank wallplates

Product description

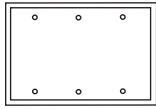
1-Gang, 2-Gang, 3-Gang, 4-Gang



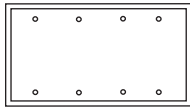
1-Gang



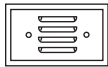
2-Gang




3-Gang



4-Gang



93630



93631

Blank, box mounted

Gang	Material	Color suffix	Catalog no.		
1-Gang	Nylon	A, B, BK, GY, LA, V, W	□ 5129__	•	•
	Thermoset	A, B, LA, V, W	□ 2129__	•	•
	302/304 Stainless steel	—	□ 93151	•	•
	Brass	—	□ 94151	•	•
2-Gang	Nylon	A, B, BK, GY, LA, V, W	□ 5137__	•	•
	Thermoset	A, B, LA, V, W	□ 2137__	•	•
	302/304 Stainless steel	—	□ 93152	•	•
3-Gang	302/304 Stainless steel	—	□ 93153	•	•
4-Gang	302/304 Stainless steel	—	□ 93154	•	•

Standard size louver

Product description

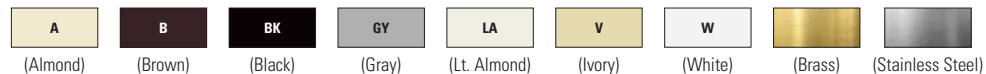
Horizontal & vertical

Single receptacle

Gang	Material	Color suffix	Catalog no.		
1-Gang horizontal louver	302/304 Stainless steel	—	□ 93630	•	•
1-Gang vertical louver	302/304 Stainless steel	—	□ 93631	•	•

Color ordering information:

For ordering devices, include Catalog no. followed by the Color suffix: A (Almond), B (Brown), BK (Black), GY (Gray), LA (Light Almond), V (Ivory), W (White), Brass, Stainless Steel



Certification information: 2000 and 5000 series wallplates are cULus certified; 93000 series wallplates are UL and CSA certified; 94000 are UL certified **Dimensional information:** C-5, C-6 **Specification information:** Please visit www.eaton.com/wiringdevices
Compliances, specifications and availability are subject to change without notice.

Indicates NAFTA compliant - Page G-21

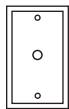
RoHS compliant - Page G-21

Standard size combination wallplates

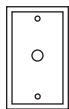
Product description

1-Gang, 2-Gang

Telephone & coax



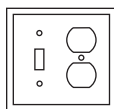
0.38" Hole



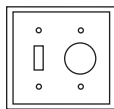
0.63" Hole

Gang	Material	Color suffix	Catalog no.		
1-Gang with 0.38" (9.5mm) hole	Nylon	B, GY, V, W	□ 5128__	•	•
	Thermoset	A, B, LA, V, W	□ 2128__	•	•
	302/304 Stainless steel	—	□ 93696	•	•
1-Gang with 0.63" (15.9mm) hole	Nylon	B, GY, V, W	□ 5159__	•	•
	Thermoset	A, B, BK V, W, LA, V, W	□ 2159__	•	•
	302/304 Stainless steel	—	□ 93591	•	•


Combination 2-gang



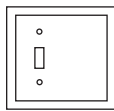
Toggle & duplex receptacle



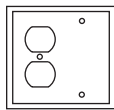
Toggle & single receptacle



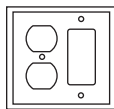
Toggle & decorator



Toggle & blank



Duplex receptacle & blank



Duplex receptacle & decorator

Gang	Material	Color suffix	Catalog no.		
2-Gang toggle & duplex receptacle	Nylon	A, B, BK, GY, LA, V, W	□ 5138__	•	•
	Thermoset	A, B, LA, V, W	□ 2138__	•	•
	302/304 Stainless steel	—	□ 93532	•	•
	Brass	—	□ 94532	•	•
2-Gang toggle & single receptacle	302/304 Stainless steel	—	□ 93512	•	•
2-Gang toggle & decorator	Nylon	A, B, BK, GY, LA, V, W	□ 5153__	•	•
	Thermoset	A, B, LA, V, W	□ 2153__	•	•
	302/304 Stainless steel	—	□ 93432	•	•
2-Gang toggle & blank	Nylon	A, B, BK, LA, V	□ 5171__	•	•
2-Gang duplex receptacle & blank	Nylon	A, B, BK, LA, V	□ 5170__	•	•
2-Gang duplex receptacle & decorator	Thermoset	A, LA, V, W	□ 2157__	•	•

Color ordering information:

For ordering devices, include Catalog no. followed by the Color suffix: A (Almond), B (Brown), BK (Black), GY (Gray), LA (Light Almond), V (Ivory), W (White), Brass, Stainless Steel

A	B	BK	GY	LA	V	W		
(Almond)	(Brown)	(Black)	(Gray)	(Lt. Almond)	(Ivory)	(White)	(Brass)	(Stainless Steel)

Certification information: 2000 and 5000 series wallplates are cULus certified; 93000 series wallplates are UL and CSA certified; 94000 are UL certified **Dimensional information:** C-5, C-6 **Specification information:** Please visit www.eaton.com/wiringdevices
Compliances, specifications and availability are subject to change without notice.

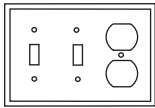
Indicates NAFTA compliant - Page G-21

RoHS compliant - Page G-21

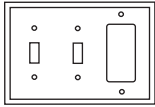
Standard size combination wallplates

Product description

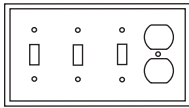
3-Gang, 4-Gang



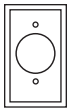
2 toggles & duplex receptacle



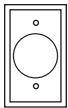
2 toggles & decorator



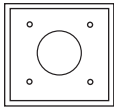
3 toggles & duplex receptacle



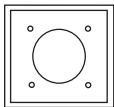
1-Gang
1.59" hole



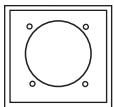
1-Gang
2.15" hole



2-Gang
2.15" hole



2-Gang
2.28" hole



2-Gang
2.47" hole

Combination 3-gang

Description	Material	Color suffix	Catalog no.		
3-Gang 2 toggles & duplex receptacle	Nylon	B, GY, V, W	□ 5158__	•	•
	Thermoset	A, B, LA, V, W	□ 2158__	•	•
	302/304 Stainless steel	—	□ 93543	•	•
3-Gang 2 toggles & decorator	Thermoset	A, LA, V, W	□ 2173__	•	•
	302/304 Stainless steel	—	□ 93443	•	•

Combination 4-gang

Description	Material	Color suffix	Catalog no.		
4-Gang	Thermoset	A, LA, V, W	□ 2174__	•	•
3 toggles & duplex receptacle	302/304 Stainless steel	—	□ 93554	•	•

Standard size power outlet wallplates

Product description

1-Gang, 2-Gang

Power outlet

Description	Material	Color suffix	Catalog no.		
1-Gang with 1.59" (40.5mm) hole	302/304 Stainless steel	—	□ 93111	•	•
1-Gang with 2.15" (54.8mm) hole	302/304 Stainless steel	—	□ 93221	•	•
2-Gang with 2.15" (54.8mm) hole	Thermoset	A, B, LA, V, W	□ 2168__	•	•
	302/304 Stainless steel	—	□ 93227	•	•
2-Gang with 2.28" (57.9mm) hole	302/304 Stainless steel	—	□ 93228	•	•
2-Gang with 2.47" (62.7mm) hole	Nylon	V, W	□ 5169__	•	•
	302/304 Stainless steel	—	□ 93223	•	•

Standard size wallplate guide for power devices

Wallplates for power devices

Power device catalog no.	Wallplate catalog no.
32B, 38B, 1233, 1234, 1253, 1254, 1257, 1258, 1263	2068, 2168, 93221, 93227

Color ordering information:

For ordering devices, include Catalog no. followed by the Color suffix: A (Almond), B (Brown), GY (Gray), LA (Light Almond), V (Ivory), W (White), Stainless Steel

A	B	GY	LA	V	W	
(Almond)	(Brown)	(Gray)	(Lt. Almond)	(Ivory)	(White)	(Stainless Steel)

Certification information: 2000 and 5000 series wallplates are cULus certified; 93000 series wallplates are UL and CSA certified; 94000 are UL certified **Dimensional information:** C-5, C-6 **Specification information:** Please visit www.eaton.com/wiringdevices **Compliances, specifications and availability are subject to change without notice.**

Indicates NAFTA compliant - Page G-21

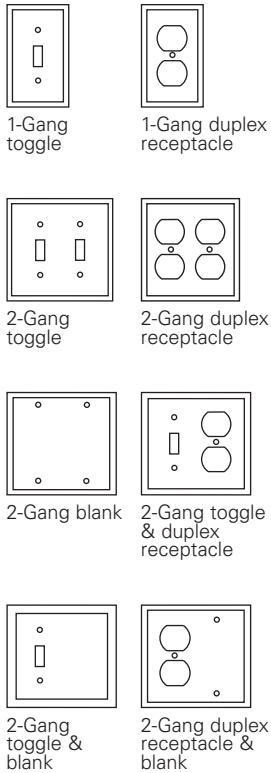
RoHS compliant - Page G-21

Standard size extra depth wallplates

Product description

1-Gang, 2-Gang

Extra depth*

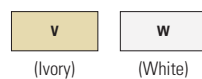


Description	Material	Color suffix	Catalog no.		
1-Gang toggle	Thermoset	V, W	□ 4134__	•	•
1-Gang duplex receptacle	Thermoset	V, W	□ 4132__	•	•
2-Gang toggle	Thermoset	V, W	□ 4139__	•	•
2-Gang duplex receptacle	Thermoset	V, W	□ 4150__	•	•
2-Gang blank	Thermoset	V, W	□ 4137__	•	•
2-Gang toggle & duplex receptacle	Thermoset	V, W	□ 4138__	•	•
2-Gang toggle & blank	Thermoset	V, W	□ 4171__	•	•
2-Gang duplex receptacle & blank	Thermoset	V, W	□ 4170__	•	•

*Extra depth wallplates are approximately 10% deeper than standard size/standard depth counterparts.

Color ordering information:

For ordering devices, include Catalog no. followed by the Color suffix: V (Ivory), W (White)



Certification information: 2000 and 5000 series wallplates are cULus certified; 93000 series wallplates are UL and CSA certified; 94000 are UL certified **Dimensional information:** C-5, C-6 **Specification information:** Please visit www.eaton.com/wiringdevices
Compliances, specifications and availability are subject to change without notice.

Indicates NAFTA compliant - Page G-21

RoHS compliant - Page G-21

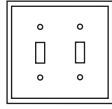
Mid-size toggle switch wallplates

Product description

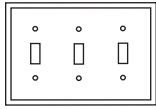
1-Gang, 2-Gang, 3-Gang,
4-Gang, 5-Gang, 6-Gang



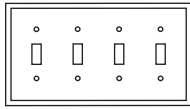
1-Gang



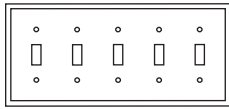
2-Gang



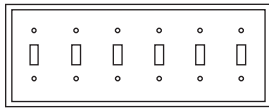
3-Gang



4-Gang




5-Gang



6-Gang



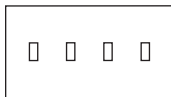
1-Gang



2-Gang



3-Gang



4-Gang

Toggle switch

Description	Material	Color suffix	Catalog no.		
1-Gang	Polycarbonate	A, B, BK, GY, LA, RD, V, W	□PJ1__		•
	Thermoset	A, B, LA, V, W	□2034__	•	•
	302/304 Stainless steel	—	□93971	•	•
2-Gang	Polycarbonate	A, B, BK, GY, LA, RD, V, W	□PJ2__		•
	Thermoset	A, B, LA, V, W	□2039__	•	•
	302/304 Stainless steel	—	□93972	•	•
3-Gang	Polycarbonate	A, B, BK, GY, LA, RD, V, W	□PJ3__		•
	Thermoset	A, B, LA, V, W	□2041__	•	•
	302/304 Stainless steel	—	□93973	•	•
4-Gang	Polycarbonate	A, B, BK, GY, LA, V, W	□PJ4__		•
	Thermoset	A, LA, V, W	□2054	•	•
5-Gang	Polycarbonate	A, B, BK, GY, LA, V, W	□PJ5__		•
6-Gang	Polycarbonate	A, B, BK, GY, LA, V, W	□PJ6__		•

Mid-size toggle switch screwless wallplates

Product description

1-Gang, 2-Gang, 3-Gang, 4-Gang

Screwless toggle switch

Description	Material	Color suffix	Catalog no.	
1-Gang	Polycarbonate	A, B, BB, BK, LA, V, W	□PJS1__	•
2-Gang	Polycarbonate	A, B, BB, BK, LA, V, W	□PJS2__	•
3-Gang	Polycarbonate	A, LA, V, W	□PJS3__	•
4-Gang	Polycarbonate	A, LA, V, W	□PJS4__	•

Color ordering information:

For ordering devices, include Catalog no. followed by the Color suffix: A (Almond), B (Brown), BK (Black), GY (Gray), LA (Light Almond), RD (Red), V (Ivory), W (White), BB (Brushed Bronze), Stainless Steel



Certification information: 2000, 5000 and PJ series wallplates are cULus certified; 93000 series wallplates are UL and CSA certified; 94000 are UL certified

Dimensional information: C-5, C-6 **Specification information:** Please visit www.eaton.com/wiringdevices

Compliances, specifications and availability are subject to change without notice.

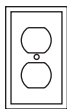
Indicates NAFTA compliant - Page G-21

RoHS compliant - Page G-21

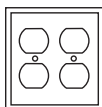
Mid-size duplex, screwless & single receptacles wallplates

Product description

1-Gang, 2-Gang



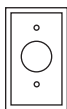
1-Gang



2-Gang



1-Gang



1-Gang

Duplex receptacle

Description	Material	Color suffix	Catalog no.		
1-Gang	Polycarbonate	A, B, BK, BL, GY, LA, RD, V, W	□ PJ8__		•
	Thermoset	A, B, LA, V, W	□ 2032__	•	•
	302/304 Stainless steel	—	□ 93901	•	•
2-Gang	Polycarbonate	A, B, BK, GY, LA, RD, V, W	□ PJ82__		•
	Thermoset	A, LA, V, W	□ 2050__	•	•
	302/304 Stainless steel	—	□ 93902	•	•

Mid-size duplex receptacle screwless wallplates

Product description

1-Gang

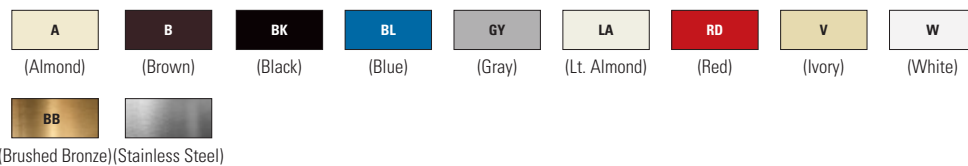
Description	Material	Color suffix	Catalog no.
1-Gang	Polycarbonate	A, B, BB, BK, LA, V, W	□ PJS8__

Single receptacle

Description	Material	Color suffix	Catalog no.		
1-Gang with 1.41" (35.7mm) hole	Thermoset	A, B, LA, V, W	□ 2031__	•	•
	302/304 Stainless steel	—	□ 93991	•	•

Color ordering information:

For ordering devices, include Catalog no. followed by the Color suffix: A (Almond), B (Brown), BK (Black), BL (Blue), GY (Gray), LA (Light Almond), RD (Red), V (Ivory), W (White), BB (Brushed Bronze), Stainless Steel



Certification information: 2000, 5000 and PJ series wallplates are cULus certified; 93000 series wallplates are UL and CSA certified; 94000 are UL certified **Dimensional information:** C-5, C-6 **Specification information:** Please visit www.eaton.com/wiringdevices
Compliances, specifications and availability are subject to change without notice.


Indicates NAFTA compliant - Page G-21

RoHS compliant - Page G-21

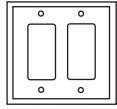
Mid-size decorator wallplates

Product description

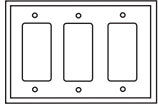
1-Gang, 2-Gang, 3-Gang,
4-Gang, 5-Gang, 6-Gang



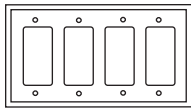
1-Gang



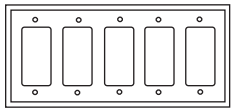
2-Gang



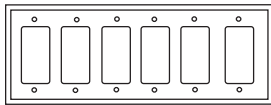
3-Gang




4-Gang



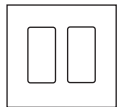
5-Gang



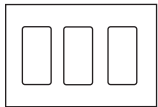
6-Gang



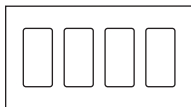
1-Gang



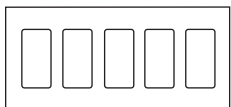
2-Gang



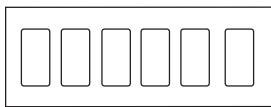
3-Gang



4-Gang



5-Gang



6-Gang

Decorator

Description	Material	Color suffix	Catalog no.		
1-Gang	Polycarbonate	A, B, BK, BL, GY, LA, RD, V, W	□ PJ26__		•
	Thermoset	A, B, LA, V, W	□ 2051__	•	•
	302/304 Stainless steel	—	□ 93934	•	•
2-Gang	Polycarbonate	A, B, BK, GY, LA, RD, V, W	□ PJ262__		•
	Thermoset	A, LA, V, W	□ 2052__	•	•
	302/304 Stainless steel	—	□ 93935	•	•
3-Gang	Polycarbonate	A, B, BK, GY, LA, V, W	□ PJ263__		•
	Thermoset	A, LA, V, W	□ 2063__	•	•
	302/304 Stainless steel	—	□ 93936	•	•
4-Gang	Polycarbonate	A, B, BK, GY, LA, V, W	□ PJ264__		•
	Thermoset	A, LA, V, W	□ 2064__	•	•
5-Gang	Polycarbonate	A, B, BK, GY, LA, V, W	□ PJ265__		•
6-Gang	Polycarbonate	A, B, BK, GY, LA, V, W	□ PJ266__		•

Mid-size decorator screwless wallplates

Product description

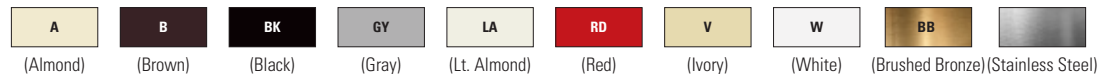
1-Gang, 2-Gang, 3-Gang,
4-Gang, 5-Gang, 6-Gang

Screwless Decorator

Description	Material	Color suffix	Catalog no.	
1-Gang	Polycarbonate	A, B, BB, BK, GY, LA, V, W	□ PJS26__	•
2-Gang	Polycarbonate	A, B, BB, BK, LA, V, W	□ PJS262__	•
3-Gang	Polycarbonate	A, BB, BK, LA, V, W	□ PJS263__	•
4-Gang	Polycarbonate	A, BK, LA, V, W	□ PJS264__	•
5-Gang	Polycarbonate	A, BK, LA, V, W	□ PJS265__	•
6-Gang	Polycarbonate	A, BK, LA, V, W	□ PJS266__	•

Color ordering information:

For ordering devices, include Catalog no. followed by the Color suffix: A (Almond), B (Brown), BK (Black), GY (Gray), LA (Light Almond), RD (Red), V (Ivory), W (White), BB (Brushed Bronze), Stainless Steel



Certification information: 2000 and PJ series wallplates are cULus certified; 93000 series wallplates are UL and CSA certified

Dimensional information: C-5, C-6 **Specification information:** Please visit www.eaton.com/wiringdevices

Compliances, specifications and availability are subject to change without notice.

Indicates NAFTA compliant - Page G-21

RoHS compliant - Page G-21

Mid-size wallplates

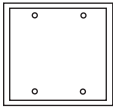
Blank, box & strap mounted wallplates

Product description

1-Gang, 2-Gang



1-Gang



2-Gang



0.375" Hole



0.406" Hole

Blank, box & strap mounted

Description	Material	Color suffix	Catalog no.		
1-Gang blank, box mounted	Polycarbonate	A, B, BK, GY, LA, V, W	□ PJ13__	•	•
	Thermoset	A, B, LA, V, W	□ 2029__	•	•
	302/304 Stainless steel	—	□ 93951	•	•
1-Gang blank, strap mounted	Polycarbonate	A, B, BK, LA, V, W	□ PJ14__	•	•
2-Gang blank, box mounted	Polycarbonate	A, B, BK, GY, LA, V, W	□ PJ23__	•	•
	Thermoset	A, LA, V, W	□ 2037__	•	•

Mid-size telephone & coax screwless wallplates

Product description

1-Gang, 2-Gang, 3-Gang,
4-Gang, 5-Gang, 6-Gang

Telephone & coax

Description	Material	Color suffix	Catalog no.		
1-Gang with 0.38" (9.5mm) hole	Thermoset	V, W	□ 2028__	•	•
	302/304 Stainless steel	—	□ 93996	•	•
1-Gang with 0.40" (10.2mm) hole, box mounted	Polycarbonate	A, B, BK, LA, V, W	□ PJ11__	•	•

Color ordering information:

For ordering devices, include Catalog no. followed by the Color suffix: A (Almond), B (Brown), BK (Black), GY (Gray), LA (Light Almond), V (Ivory), W (White), Stainless Steel

A	B	BK	GY	LA	V	W	
(Almond)	(Brown)	(Black)	(Gray)	(Lt. Almond)	(Ivory)	(White)	(Stainless Steel)

Certification information: 2000 and PJ series wallplates are cULus certified; 93000 series wallplates are UL and CSA certified

Dimensional information: C-5, C-6 **Specification information:** Please visit www.eaton.com/wiringdevices

Compliances, specifications and availability are subject to change without notice.

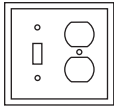
Indicates NAFTA compliant - Page G-21

RoHS compliant - Page G-21

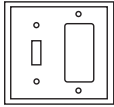
Mid-size combination wallplates

Product description

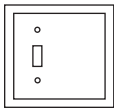
2-Gang, 3-Gang



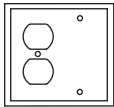
Toggle & duplex receptacle



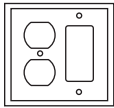
Toggle & decorator



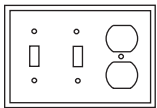
Toggle & blank



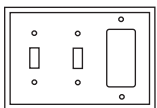
2-Gang duplex receptacle & blank



Duplex receptacle & decorator





2 Toggles & duplex receptacle




2 Toggles & decorator

Combination 2-gang

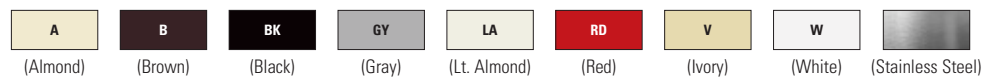
Description	Material	Color suffix	Catalog no.	 
2-Gang toggle & duplex receptacle	Polycarbonate	A, B, BK, GY, LA, RD, V, W	□PJ18__	•
	Thermoset	A, B, LA, V, W	□2038__	• •
	302/304 Stainless steel	—	□93932	• •
2-Gang toggle & decorator	Polycarbonate	A, B, BK, GY, LA, V, W	□PJ126__	•
	Thermoset	A, LA, V, W	□2053__	• •
	302/304 Stainless steel	—	□93937	• •
2-Gang toggle & blank	Polycarbonate	A, B, LA, V, W	□PJ113__	•
2-Gang duplex receptacle & blank	Polycarbonate	A, B, BK, GY, LA, RD, V, W	□PJ138__	•
2-Gang duplex receptacle & decorator	Polycarbonate	A, B, BK, GY, LA, RD, V, W	□PJ826__	•

Combination 3-gang

Description	Material	Color suffix	Catalog no.	
3-Gang 2 toggles & duplex receptacle	Polycarbonate	A, B, BK, GY, LA, RD, V, W	□PJ28__	•
3-Gang 2 toggles & decorator	Polycarbonate	A, B, BK, GY, LA, V, W	□PJ226__	•

Color ordering information:

For ordering devices, include Catalog no. followed by the Color suffix: A (Almond), B (Brown), BK (Black), GY (Gray), LA (Light Almond), RD (Red), V (Ivory), W (White), Stainless Steel



Certification information: 2000 series wallplates are cULus certified; 93000 series wallplates are UL and CSA certified

Dimensional information: C-5, C-6 **Specification information:** Please visit www.eaton.com/wiringdevices

Compliances, specifications and availability are subject to change without notice.

 Indicates NAFTA compliant - Page G-21

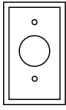
 RoHS compliant - Page G-21

Mid-size wallplates

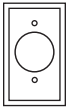
Mid-size power outlet wallplates

Product description

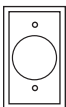
1-Gang, 2-Gang



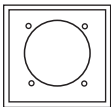
1-Gang 1.40" hole



1-Gang 1.59" hole





1-Gang 2.15" hole



2-Gang 2.15" hole

Power outlet

Description	Material	Color suffix	Catalog no.	 
1-Gang with 1.40" (35.7mm) hole	Polycarbonate	A, B, BK, GY, LA, RD, V, W	□ PJ7__	•
1-Gang with 1.59" (40.5mm) hole	Polycarbonate	B, GY, V, W	□ PJ720__	•
1-Gang with 2.15" (54.8mm) hole	Thermoset	A, B, V, W	□ 2068__	• •
1-Gang with 2.15" (54.6mm) hole	Polycarbonate	B, BK, V, W	□ PJ724__	•
	Nylon	V	□ 5068__	• •
2-Gang with 2.15" (54.6mm) hole	Polycarbonate	B, V, W	□ PJ703__	•

Mid-size wallplate guide for power devices

Wallplates for power devices

Power device catalog no.	Wallplate catalog no.
32B, 38B, 1233, 1234, 1253, 1254, 1257, 1258, 1263	2068, 5068, PJ724, PJ703

Color ordering information:

For ordering devices, include Catalog no. followed by the Color suffix: A (Almond), B (Brown), BK (Black), GY (Gray), LA (Light Almond), RD (Red), V (Ivory), W (White)

A	B	BK	GY	LA	RD	V	W
(Almond)	(Brown)	(Black)	(Gray)	(Lt. Almond)	(Red)	(Ivory)	(White)

Certification information: 2000 and PJ series wallplates are cULus certified

Dimensional information: C-5, C-6 **Specification information:** Please visit www.eaton.com/wiringdevices

Compliances, specifications and availability are subject to change without notice.

 Indicates NAFTA compliant - Page G-21

 RoHS compliant - Page G-21

Mid-size sectional wallplates

Product description

1-Gang

Center

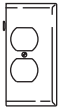
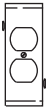
End



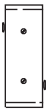
Toggle



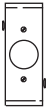
Decorator



Duplex receptacle




Blank



Single receptacle

Sectional wallplates

Description	Material	Location	Color suffix	Catalog no.	
1-Gang toggle	Polycarbonate	Center	V, W	<input type="checkbox"/> STC1__	•
	Polycarbonate	End	V, W	<input type="checkbox"/> STE1__	•
1-Gang decorator	Polycarbonate	Center	V, W	<input type="checkbox"/> STC26__	•
	Polycarbonate	End	V, W	<input type="checkbox"/> STE26__	•
1-Gang duplex receptacle	Polycarbonate	Center	V, W	<input type="checkbox"/> STC8__	•
	Polycarbonate	End	V, W	<input type="checkbox"/> STE8__	•
1-Gang blank	Polycarbonate	Center	V, W	<input type="checkbox"/> STC14__	•
	Polycarbonate	End	V, W	<input type="checkbox"/> STE14__	•
1-Gang single receptacle 1.40" (35.7mm) hole	Polycarbonate	Center	V, W	<input type="checkbox"/> STC7__	•
	Polycarbonate	End	V, W	<input type="checkbox"/> STE7__	•

Color ordering information:

For ordering devices, include Catalog no. followed by the Color suffix: V (Ivory), W (White)



Certification information: ST series wallplates are cULus certified

Dimensional information: C-5, C-6 **Specification information:** Please visit www.eaton.com/wiringdevices

Compliances, specifications and availability are subject to change without notice.

 RoHS compliant - Page G-21


Oversize toggle switch wallplates

Product description

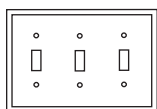
1-Gang, 2-Gang, 3-Gang, 4-Gang



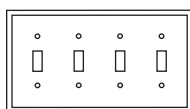
1-Gang



2-Gang



3-Gang



4-Gang

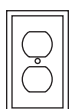
Toggle switch

Description	Material	Color suffix	Catalog no.		
1-Gang	Thermoset	A, B, LA, V, W	□2144__	•	•
	302/304 Stainless steel	—	□93871	•	•
2-Gang	Thermoset	A, B, LA, V, W	□2149__	•	•
	302/304 Stainless steel	—	□93872	•	•
3-Gang	Thermoset	V, W	□2741__	•	•
	302/304 Stainless steel	—	□93873	•	•
4-Gang	302/304 Stainless steel	—	□93874	•	•

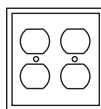
Oversize duplex & single receptacle wallplates

Product description

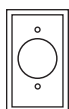
1-Gang, 2-Gang



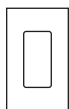
1-Gang



2-Gang



1-Gang



1-Gang

Duplex receptacle

Description	Material	Color suffix	Catalog no.		
1-Gang	Thermoset	A, B, LA, V, W	□2142__	•	•
	302/304 Stainless steel	—	□93801	•	•
2-Gang	Thermoset	V, W	□2750__	•	•
	302/304 Stainless steel	—	□93802	•	•

Single receptacle

Description	Material	Color suffix	Catalog no.		
1-Gang with 1.40" (35.7mm) hole	Thermoset	V, W	□2731__	•	•
	302/304 Stainless steel	—	□93891	•	•

Oversize decorator receptacle wallplates

Product description

1-Gang

Decorator

Description	Material	Color suffix	Catalog no.		
1-Gang	Thermoset	V, W	□2751__	•	•
	302/304 Stainless steel	—	□93834	•	•

Color ordering information:

For ordering devices, include Catalog no. followed by the Color suffix: A (Almond), B (Brown), BK (Black), GY (Gray), LA (Light Almond), RD (Red), V (Ivory), W (White), Stainless Steel

A	B	BK	GY	LA	RD	V	W	
(Almond)	(Brown)	(Black)	(Gray)	(Lt. Almond)	(Red)	(Ivory)	(White)	(Stainless Steel)

Certification information: 2000 series wallplates are cULus certified; 93000 series wallplates are UL and CSA certified

Dimensional information: C-5, C-6 **Specification information:** Please visit www.eaton.com/wiringdevices

Compliances, specifications and availability are subject to change without notice.

Indicates NAFTA compliant - Page G-21

RoHS compliant - Page G-21

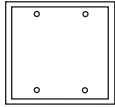
Override blank, box mounted wallplates

Product description

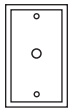
1-Gang, 2-Gang




1-Gang



2-Gang



0.375" Hole



Toggle & duplex receptacle

Blank, box mounted

Description	Material	Color suffix	Catalog no.		
1-Gang	Thermoset	V, W	□ 2729__	•	•
	302/304 Stainless steel	—	□ 93851	•	•
2-Gang	302/304 Stainless steel	—	□ 93852	•	•

Override telephone & coax wallplates

Product description

1-Gang, 2-Gang

Telephone & coax

Description	Material	Color suffix	Catalog no.		
1-Gang 0.38" (9.5mm) hole	Thermoset	V, W	□ 2728__	•	•
	302/304 Stainless steel	—	□ 93896	•	•

Override combination wallplates

Product description

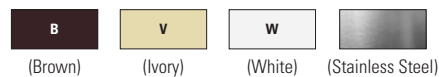
2-Gang

Combination 2-gang

Description	Material	Color suffix	Catalog no.		
2-Gang toggle & duplex receptacle	Thermoset	B, V, W	□ 2148__	•	•

Color ordering information:

For ordering devices, include Catalog no. followed by the Color suffix: B (Brown), V (Ivory), W (White), Stainless Steel



Certification information: 2000 series wallplates are cULus certified; 93000 series wallplates are UL and CSA certified

Dimensional information: C-5, C-6 **Specification information:** Please visit www.eaton.com/wiringdevices

Compliances, specifications and availability are subject to change without notice.

Indicates NAFTA compliant - Page G-21

RoHS compliant - Page G-21

Wallplate accessories

Product description

GFCI extension ring, adapters, wallplate screws, blank insert & pilot light lamp holder



GFER



2161



231



756



153



7739

Wallplate accessories

Description	Material	Color suffix	Catalog no.		
GFCI extension ring for use with GFCI's, 7/8" spacer, cULus Certified	Polypropylene	B, BLK, LA, V, W	□ GFER__		•
Adapter—decorator to blank	Polypropylene	B, LA, V, W	□ 2160__ ^Δ	•	•
Adapter—decorator to toggle	Polypropylene	V, W	□ 2161__ ^Δ	•	•
Toggle & receptacle wallplate screws #6-32 x 1/2"	Metal, baked enamel head	B, LA, V, W	□ 231__ ^Δ		•
	Nylon	RD, V, W	□ 232__ ^Δ		•
Toggle & receptacle wallplate screws #6-32 x 5/16"		LA, V, W	□ 2231__ ^Δ		•

^ΔNot UL listed. GFER: cULus Listed to UL514C, CSA certified to C22.2, no. 18-98

Sub-frame & blank insert

Description	Color suffix	Catalog no.	
Blank insert and strap for any switch plate	B, GY, LA, V, W	□ 756__	•

Louvered wallplate accessories

Description	Material	Catalog no.	
Recessed pilot light lamp holder with 6 watt clear S-6 bulb	Polypropylene	□ 153	•

Listed to UL496, file no. E18522; CSA certified to C22.2, no. 43

LED steplight

Product description

15A, 120V/AC

LED steplight

Description	Color suffix	Catalog no.
15A, 120V/AC LED steplight, includes vertical & horizontal louvered wallplates	A, LA, W	□ 7739__

cULus Listed to UL 1598, file no. E328628; CSA certified to C22.2, no. 43

Color ordering information:

For ordering devices, include Catalog no. followed by the Color suffix: A (Almond), B (Brown), BK (Black), GY (Gray), LA (Light Almond), RD (Red), V (Ivory), W (White)

A	B	BK	GY	LA	RD	V	W
(Almond)	(Brown)	(Black)	(Gray)	(Lt. Almond)	(Red)	(Ivory)	(White)

Dimensional information: C-5, C-6 **Specification information:** Please visit www.eaton.com/wiringdevices

Compliances, specifications and availability are subject to change without notice.

Indicates NAFTA compliant - Page G-21

RoHS compliant - Page G-21



Weather protective covers

Our wide line of weatherproof and weather protective products are designed for impact resistance, corrosion resistance, UV resistance and longevity in virtually any outdoor or indoor wet or damp location. They are ideal for patio and pool areas, decks, garages, seasonal lighting, house exterior and landscape service receptacles.

Weather protective cover families

While-in-use boxes

C-28

Weatherproof receptacle covers

C-29

Weatherproof switch covers

C-29

Weather protective receptacle covers

C-29

Weather protective cover colors



Black

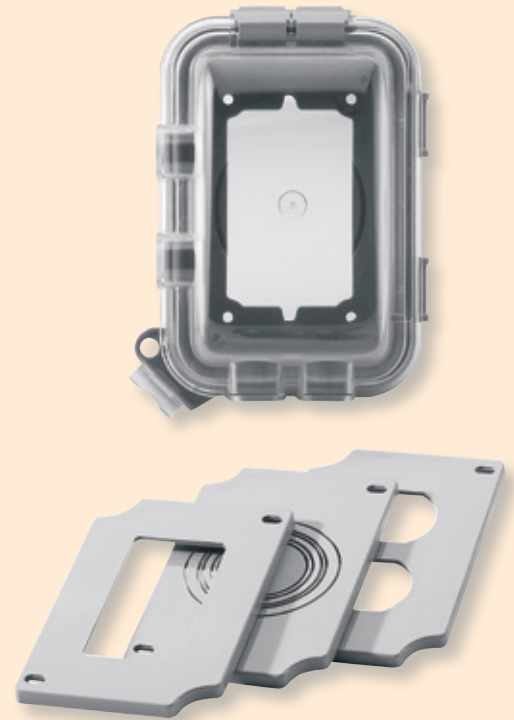


Gray



White

- While-in-use boxes offer complete protection of electrical connections, even when cords are plugged in
- Award-winning design offers superior functionality with patented polycarbonate movable hinges that permit easy horizontal or vertical mounting
- Durable one-piece corrosion resistant polycarbonate cover offers additional strength and weather protection
- Deep, see-through design of cover offers plenty of space for plugs and cords along with easy visual access
- Easy to open/close with a lockable clasp
- Pre-applied gasket makes it easy to mount box properly
- Cord opening fits #12 AWG or lighter cords
- Three easy-to-install molded insets for use with decorator devices, duplex or single receptacles, and toggle switches



Specific weather protective cover solutions for today's needs



Code compliance

The 2014 NEC® Article 406.9 (B)(1) requires receptacles located outdoors on all dwellings in wet locations to be installed in enclosures that are weatherproof with or without a plug inserted.

See page C-28

Shown:
WIU-1



Weatherproof switch protection

Boat houses and lifts are challenging corrosive environments for switches that need to be protected yet functional. Weather protective switch covers are also lockable for security.

See page C-29

Shown:
S2983



"Protective only" covers

These covers offer "damp location" protection in partially protected outdoor areas such as covered open porches or gazebos and interior areas such as basements or barns.

See page C-29

Shown:
S1962



WeatherBox while-in-use weather protective covers

Product description

- 1-Gang self-closing
- 2-Gang self-closing

Design features

- Meets 2014 NEC® 406.9 (B)(1) extra duty requirement for any application (WIU-1X, WIU-2X series only)
- Rugged UV-resistant polycarbonate cover and back protects devices without cracking or breaking and is non-corrosive and non-conductive
- Moveable hinges reposition easily for vertical or horizontal mounting (WIU-1 only)
- 1-Gang box includes 3 inserts for 16 different configurations
- 2-Gang box includes 4 inserts for over 60 different configurations
- Box inserts accommodate decorator devices, duplex receptacles, a variety of different single receptacle sizes and toggle switches
- Exceeds UL outdoor low voltage landscape lighting requirements
- Box cover includes pre-mounted gasket
- Meets Canadian Electrical Code rule 26-702



WIU-1



WIU-1D



WIU-2




WIU-1HX




WIU-2X

Standard depth

Gang	Description	# of available configurations	Color	Catalog no.	
1-Gang	Horizontal/vertical mount	16	GY	<input type="checkbox"/> WIU-1	•
1-Gang	Horizontal/vertical mount	16	W	<input type="checkbox"/> WIU-1W	•
2-Gang	Horizontal/vertical mount	60+	GY	<input type="checkbox"/> WIU-2	•
2-Gang	Horizontal/vertical mount	60+	W	<input type="checkbox"/> WIU-2W	•


cULus Listed to UL514D, file no. E33216, certified to CSA C22.2 no. 42; meets NEMA 3R requirements

Extra depth

Gang	Description	# of available configurations	Color	Catalog no.	
1-Gang	Horizontal/vertical mount	16	GY	<input type="checkbox"/> WIU-1D	•

cULus Listed to UL514D, file no. E33216, certified to CSA C22.2 no. 42; meets NEMA 3R requirements

Extra duty

Gang	Description	Color	Catalog no.	
1-Gang	Horizontal mount	GY	<input type="checkbox"/> WIU-1HX	•
1-Gang	Horizontal mount	W	<input type="checkbox"/> WIU-1WHX	•
1-Gang	Vertical mount	GY	<input type="checkbox"/> WIU-1VX	•
1-Gang	Vertical mount	W	<input type="checkbox"/> WIU-1VWX	•
2-Gang	Horizontal/vertical mount	GY	<input type="checkbox"/> WIU-2X	•
2-Gang	Horizontal/vertical mount	W	<input type="checkbox"/> WIU-2WX	•

WIU-2X & WIU-2WX: cULus Listed to UL514D, file no. E33216; meets NEMA 3R requirements

Color ordering information:

Base device is gray. For white, add Color suffix: W (White)



Compliances, specifications and availability are subject to change without notice.

 RoHS compliant - Page G-21

Non-metallic protective covers

Product description

Weatherproof or protective only 1-Gang, self-closing lids
1-Gang, stay open lids

Design features

- Weatherproof models are UL Listed for wet locations with cover closed
- Weatherproof models meet 2014 NEC® 406.9 (A) and 406.9 (B)(2), except for switch cover which meets 2014 NEC® 404.5
- Tough plastic construction resistant to high impact and sunlight
- Non-corrosive and non-conductive
- Gasket provided seals both device openings and edges
- Switch cover features factory-attached to cover gasket, minimizing labor for installer
- Red switch cover handle for easy visual location (S2983)
- Switch cover lockable with most padlocks in "ON" or "OFF" position (S2983)
- "Protective only" covers not for use in wet locations (S1961/2)



S1952



S1954



S2966



S2983



S1961

Weatherproof single receptacle cover

Description	Color	Catalog no.	Color	Catalog no.	
Self-closing, horizontal mount	Gray	<input type="checkbox"/> S1951	White	<input type="checkbox"/> S1951W	•

Listed to UL514D, file no. E33216; CSA certified to C22.2, no. 42.1

Weatherproof duplex receptacle/combination device cover

Description	Color	Catalog no.	Color	Catalog no.	
2 self-closing lids, horizontal mount	Gray	<input type="checkbox"/> S1952	White	<input type="checkbox"/> S1952W	•
Oversized, 2 self-closing lids, horizontal mount	Gray	<input type="checkbox"/> S1954 ^{††}	—	—	•
1 self-closing lid, vertical mount	Gray	<input type="checkbox"/> S2962	White	<input type="checkbox"/> S2962W	•
1 self-closing lid, horizontal mount	Gray	<input type="checkbox"/> S3962	White	<input type="checkbox"/> S3962W	•

Listed to UL514D, file no. E33216; CSA certified to C22.2, no. 42.1 ^{††}S1954 Only UL listed.

Weatherproof GFCI/switch cover

Description	Color	Catalog no.	Color	Catalog no.	
1 self-closing lid, vertical mount	Gray	<input type="checkbox"/> S2966	White	<input type="checkbox"/> S2966W	•
1 self-closing lid, horizontal mount	Gray	<input type="checkbox"/> S3966	White	<input type="checkbox"/> S3966W	•
1 self-closing lid, horizontal mount	Black	<input type="checkbox"/> S3966BK	—	—	•

Listed to UL514D, file no. E33216; CSA certified to C22.2, no. 42.1

Weatherproof switch cover

Description	Color	Catalog no.	
Flush mount cover, vertical mount	Gray	<input type="checkbox"/> S2983	•

Listed to UL514D, file no. E33216; CSA certified to C22.2, no. 42.1

Protective only, single or duplex receptacle/combination device cover

Description	Color	Catalog no.	Color suffix	Catalog no.	
Single receptacle, stay-open, horizontal mount	Gray	<input type="checkbox"/> S1961	W	<input type="checkbox"/> S1961W	•
Duplex receptacle/combo, stay-open, horizontal mount	Gray	<input type="checkbox"/> S1962	BK, W	<input type="checkbox"/> S1962__	•

Listed to UL514D, file no. E33216; CSA certified to C22.2, no. 42.1

Color ordering information:

BK (Black), GY (Gray), W (White)



Compliances, specifications and availability are subject to change without notice.

Indicates NAFTA compliant - Page G-21


SECTION

D



Data & Connectivity

Depend on Eaton's Wiring Devices to provide flexible, well-networked solutions for every home, every lifestyle and every budget. Eaton's data and connectivity devices allow clean and seamless integration of communication, networking, entertainment and multimedia into the home. Flexible options and colors ensure design requirements are always fulfilled.



Modular connectivity
D-2



Multimedia wallplates
D-6



Connectivity points
D-10



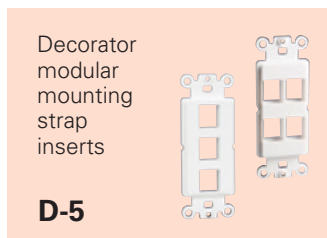

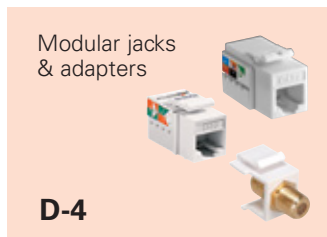
MediaSync tools & accessories
D-14



Modular connectivity points

Our full line of modular communications outlets combined with modular wallplates deliver maximum flexibility at connection points throughout the home. Modular jacks and adapters provide connection points for a variety of voice, video, data, and audio formats and are designed with quality, ease of installation and compatibility in mind.

Modular connectivity point families




Modular connectivity point colors



Ivory




Lt. Almond



White

- Mid-size modular wallplates feature rugged thermoplastic construction
- Modular wallplates accept any combination of 110 style modular jacks, inserts and adapters
- All jacks and adapters clip smoothly into place from behind in our flush-mount modular wallplates
- All jacks are 110 style and feature IDC termination for simple and fast installation
- Jacks feature color coding wiring labels for both T568A/B and USOC
- Video connectors do not require soldering



Specific modular connectivity point solutions for today's needs




Improved performance

Modular devices offer improved quality and performance over pre-mounted devices, whether you are delivering connection points for video, data, voice or audio services.

See page D-4



Shown:
5546-6W



Flexibility & future-proofing

The modularity of this type of connection point allows the maximum flexibility, customization and future-proofing in a home. Changing plates or jacks and adapters is fast and easy.

See page D-4



Shown:
5552-5EW



Data & voice

Networking a home means more than just providing a phone jack or two and some coax connections. Our modular connection points are the foundation of providing all service types.

See page D-4



Shown:
5547-3EW

Modular jacks & adapters

Product description

Voice, data, Category 3 RJ11, Category 6 RJ45, Category 5E RJ45, RG6 F-Type coax

Design features

- 110 style modular jacks
- Data jacks have 8 positions and 8 conductors for high-speed LAN applications
- Category 3 jacks have 6 positions and 6 conductors for voice and/or data applications
- Category 6 jacks are rated for 650MHz, Category 5E jacks are rated for 160MHz
- IDC termination for simple and fast installation
- Color coding wiring labels for both T568A/B and USOC helps easy selection of products
- Video connectors require no soldering
- All jacks and adapters clip smoothly into place in our flush-mount modular wallplates providing ease of installation



5546-6



5547-5E



5547-3E



5552-5E



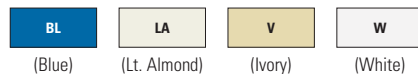
5550-5E

Modular jacks & adapters

Description	Features	Color suffix	Catalog no.	
Data jack, category 6 RJ45	8-position, 8-conductor 568A/B wiring	LA, V, W	□ 5546-6__	•
Data jack, category 5e RJ45	8-position, 8-conductor 568A/B wiring	BL, LA, V, W	□ 5547-5E__	•
Voice jack, category 3 RJ11	6-position, 6-conductor USDOC wiring	LA, V, W	□ 5547-3E__	•
Video connector, F-type coax	For RG6 applications TV/satellite	LA, V, W	□ 5552-5E__	•
Blank insert	For filling empty ports/solid blank face	LA, V, W	□ 5550-5E__	•

Color ordering information:

For ordering devices, include Catalog no. followed by the Color suffix: BL (Blue), LA (Light Almond), V (Ivory), W (White)



Specification information: Please visit www.eaton.com/wiringdevices

Compliances, specifications and availability are subject to change without notice.

RoHS compliant

Flush mount modular wallplates & inserts

Product description

Single-pole & 3-way
15A, 120/277V/AC



5540LA-MSP



5523-5EW

Design features


- Rugged thermoplastic construction resists breakage providing long term durability
- Accepts any combination of 110 style modular jacks, adapters and inserts
- Mid-size plates match mid-size PJ wallplate dimensions (see Section C) and provide overlap for irregular drywall cuts
- Mounting straps accept 110 style jacks, adapters and inserts and fit into decorator-sized wallplate openings

Mid-size

Description	Color suffix	Catalog no.	
1-port modular wallplate	LA, V, W	□ 5510__-MSP	•
2-port modular wallplate	LA, V, W	□ 5520__-MSP	•
3-port modular wallplate	LA, V, W	□ 5530__-MSP	•
4-port modular wallplate	LA, V, W	□ 5540__-MSP	•

cULus Listed to UL1863, file no. E142334; FCC part 68 requirements

Decorator mounting strap inserts

Description	Color suffix	Catalog no.	
1-port decorator modular mounting strap	LA, V, W	□ 5521-5E__	•
2-port decorator modular mounting strap	LA, V, W	□ 5522-5E__	•
3-port decorator modular mounting strap	LA, V, W	□ 5523-5E__	•

cULus Listed to UL1863, file no. E142334; FCC part 68 requirements


Color ordering information:

For ordering devices, include Catalog no. followed by the Color suffix: LA (Light Almond), V (Ivory), W (White)

LA	V	W
(Lt. Almond)	(Ivory)	(White)

Specification information: Please visit www.eaton.com/wiringdevices

Compliances, specifications and availability are subject to change without notice.

 RoHS compliant



Multimedia wallplates

Our home theater solutions make it easy to surround yourself with sound, simplify home theater connections and provide simple, clean ways to manage cable installations for home electronics. Cable management plates come in a variety of configurations, can accommodate all cable run needs and can even provide surge protected power.


Multimedia wallplate families

Multimedia wallplates with surge protection




D-8

Multimedia wallplates with receptacles



D-9

Multimedia wallplates




D-9

- Multimedia wallplates are ideal for both new construction and retrofit
- Multimedia wallplates with surge protection or receptacles are ideal for flat panel TV installations
- Multimedia wallplates with surge protection receptacles protect expensive electronics from power surges and have replaceable surge protection modules
- Multimedia wallplates are mountable in either direction
- All multimedia wallplates eliminate unsightly wires, cables, and cords



Specific multimedia wallplate solutions for today's needs



Power & surge protection

Manage cables and provide power-choose wallplates that integrate receptacles or surge protection receptacles with replacement surge modules for protection of electronics.

See pages D-8



Shown:
35M2S



Cable management

A recessed, low-profile reverse nose design provides attractive, neat and clean installation, eliminating unsightly wires and plug heads while allowing mounting in either direction.

See pages D-9



Shown:
35M1

Multimedia wallplates with surge protection

Product description

2-pole, 3-wire grounding
15A, 125V/AC



5-15R



35M2S

Design features

- Protects expensive electronics from surge strikes
- Protection up to 12kA peak surge current, 340J energy rating, 600Vpk voltage protection rating
- Large cable organizer opening for all popular low-voltage cables to manage and conceal cables
- Audible signal alerts you to protection failure
- Allows for continued use of receptacle after protection failure
- Provides simple surge module replacement without re-wiring device
- Mounts horizontally or vertically, to help customize installation
- Ideal solution for flat panel TV installations
- Easy to install with no additional parts needed

Modular jacks & adapters

A	Rating V/AC	Description	Color	Catalog no.
15	125	Multimedia wallplate with recessed duplex surge receptacle	W	□ 35M2S-W

cETLus listed to UL1863 & ANSI/UL60950-1, CSA C22.2 no. 60950-1-03; complies with all TIA/EIA 568-A & 570-B requirements

Replacement surge bloc module

Description	Color	Catalog no.
Replacement module	W	□ 1209W

Color ordering information:

W (White)



(White)

Specification information: Please visit www.eaton.com/wiringdevices
Compliances, specifications and availability are subject to change without notice.

Multimedia wallplates with receptacles

Product description

2-pole, 3-wire grounding
15A, 125 V/AC

Design features

- Provides power receptacle and cable management in one convenient unit
- Large cable organizer opening for all popular low-voltage cables to manage and conceal cables
- Tamper resistant receptacles provide compliance with 2014 NEC® Article 406.12 which states that all 15A and 20A, 125V/AC receptacles installed in dwelling units must be tamper resistant
- Mounts horizontally or vertically, to help customize installation
- Easy to install with no additional parts needed
- Mounting clamps included
- Ideal solution for flat panel TV installations



35MR



35M1



35M2

Cable management wallplate with power receptacle



A	Rating V/AC	Description	Color	Catalog no.	
15	125	Multimedia wallplate with recessed single receptacle, side wire	W	□ 35MRW	•

cETLus listed to UL1863 & ANSI/UL60950-1, CSA C22.2 no. 60950-1-03; complies with all TIA/EIA 568-A & 570-B requirements

Multimedia wallplates

Product description

Standard size

Design features

- Rugged thermoplastic construction resists breakage for long durable use
- Offers flexibility for new construction or retrofit
- Perfect for flat panel TV installations
- Mounts horizontally or vertically, to help customize installation
- Organized, clean appearance eliminates unsightly wires, cables and cords

Mid-size



Description	Color	Catalog no.	
1-gang multimedia wallplate	W	□ 35M1W	•
2-gang multimedia wallplate	W	□ 35M2W	•

cETLus listed to UL1863 & ANSI/UL60950-1, CSA C22.2 no. 60950-1-03; complies with all TIA/EIA 568-A & 570-B requirements

Color ordering information:

W (White)

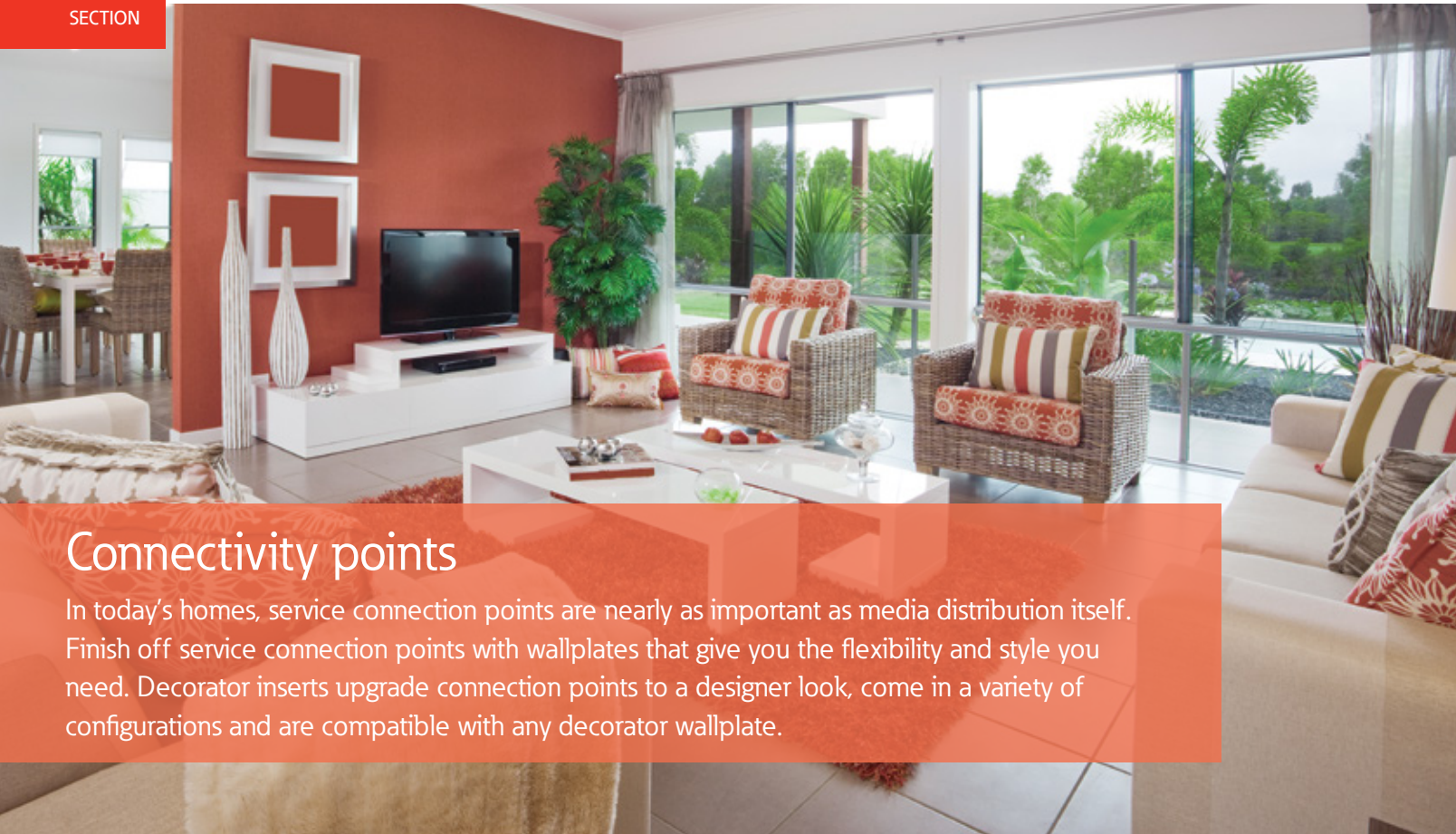


(White)

Specification information: Please visit www.eaton.com/wiringdevices

Compliances, specifications and availability are subject to change without notice.





Connectivity points

In today's homes, service connection points are nearly as important as media distribution itself. Finish off service connection points with wallplates that give you the flexibility and style you need. Decorator inserts upgrade connection points to a designer look, come in a variety of configurations and are compatible with any decorator wallplate.

Connectivity point families

Decorator inserts with connectors

D-12

Standard size wallplates with connectors

D-13

Mid-size wallplates with connectors

D-13

Connectivity point colors



Ivory




Lt. Almond




White

- Offered in standard size and mid-size versions to match existing or new wiring devices
- Molded housing provides stability during installation and offers a simple installation practice with one-piece construction and no loose parts
- Available in the 3 popular service combinations: voice, video, & voice/video to meet the most common applications throughout a home
- Decorator strap versions offered to provide a seamless breadth of line and to compliment other decorator installation



Specific connectivity point solutions for today's needs



Options to match common wallplates

Our connectivity point wallplates and inserts match standard wallplate sizes and styles to coordinate perfectly with any new or existing installation.

See page D-12

Shown:
3562



Contractor-friendly

Connectivity points offer contractors solutions at economical price points that most building and remodeling jobs require, yet feature the quality and durability they need.

See page D-13

Shown:
3521-4



Quick & simple installation

One-piece design and construction reduces time on the job, plus there are fewer parts to keep track of and less waste. Available in many common service point configurations.

See page D-13

Shown:
3536-4



Connectivity points

Decorator inserts with connectors

Product description

Mounting strap jacks & adapters
 Category 3 RJ11, RJ14
 Coax Type F

Design features

- Flush mount telephone jacks for use in Category 3 RJ11 & RJ14 applications
- Type F coaxial jack ideal for use with cable, satellite, TVs, DVDs, video applications and outdoor antennas
- 100% computer-tested to assure consistent high quality and reliable performance
- Fits in standard decorator wallplate openings



2162



3560-4



3562

Decorator mounting strap inserts with connectors

Description	Color suffix	Catalog no.	
Single Type F coaxial adapter, decorator insert	A, BK, LA, V, W	□ 2162__	•
Single 4-conductor telephone jack, decorator insert Type 625 screw terminals	A, BK, LA, V, W	□ 3560-4__	•
Combination telephone jack & coaxial adapter, decorator insert, one 4-conductor phone jack, one Type F coax jack	LA, V, W	□ 3562__	•

cULus Listed to UL1863, file no. E142334; FCC part 68 requirements

Color ordering information:

For ordering devices, include Catalog no. followed by the Color suffix: A (Almond), BK (Black), LA (Light Almond), V (Ivory), W (White)

A	BK	LA	V	W
(Almond)	(Black)	(Lt. Almond)	(Ivory)	(White)

Specification information: Please visit www.eaton.com/wiringdevices

Compliances, specifications and availability are subject to change without notice.

RoHS compliant

Wallplates with connectors

Product description

Standard size
Mid-size
Category 3 RJ11, RJ14, RJ25; coax Type F

Design features


- Telephone jacks for use in Category 3 RJ11, RJ14 or RJ25 applications
- 100% computer-tested to assure consistent high quality and reliable performance
- Type F coaxial jack ideal for use with cable, satellite, TVs, DVDs, video applications and outdoor antennas
- Telephone jacks feature color-notched terminals and wire for easy wiring



1172



3521-4



3535-4



2072



3536-4

Standard size wallplates with connectors

Description	Color suffix	Catalog no.	
Single coaxial adapter with wallplate, Type F	LA, V, W	□ 1172__	•
Surface mount telephone jack quick mount wallplate, RJ11 or RJ14, 4-conductor, 630A screw terminals	LA, V, W	□ 3521-4__	•
Telephone jack with wallplate, RJ11 or RJ14, 4-conductor, 625B4 screw terminals	LA, V, W	□ 3532-4__	•
Combination coax & telephone jack with wallplate, 4-conductor, screw terminals, Type F	LA, V, W	□ 3535-4__	•

cULus Listed to UL1863, file no. E142334; FCC part 68 requirements

Mid-size wallplates with connectors

Description	Color suffix	Catalog no.	
Single coaxial adapter with wallplate, Type F	A, LA, V, W	□ 2072__	•
Telephone jack with wallplate, RJ11 or RJ14, 4-conductor, 625B4 screw terminals	A, LA, V, W	□ 3533-4__	•
Two telephone jacks with wallplate, RJ11 or RJ14, 4-conductor, 625B3 screw terminals	LA, V, W	□ 3547-4__	•
Combination coax & telephone jack with wallplate, 4-conductor, screw terminals, Type F	LA, W	□ 3536-4__	•

cULus Listed to UL1863, file no. E142334; FCC part 68 requirements

Color ordering information:

For ordering devices, include Catalog no. followed by the Color suffix: A (Almond), LA (Light Almond), V (Ivory), W (White)

A	LA	V	W
(Almond)	(Lt. Almond)	(Ivory)	(White)

Specification information: Please visit www.eaton.com/wiringdevices

Compliances, specifications and availability are subject to change without notice.

RoHS compliant



MediaSync tools & accessories

The MediaSync line would not be complete without all the tools and accessories you need to do a complete home networking installation from service entrance, to distribution panel, to connectivity points. Complete installations quickly with professional quality tools and connectors that will help ensure you meet TIA/EIA 570B requirements.

Tool & accessory families

Video service: connectors



D-16

Data & voice service: connector




D-17

The MediaSync difference

- Video service compression connector tool is 3 tools in 1 with adapters for F, RCA & BNC connectors that mount in the handle for easy storage
- The coaxial cable stripper includes a hex wrench for adjusting blade stripping depth
- EZ-RJ45[®] crimping tool ensures a uniform crimp every cycle from the ratcheted straight action crimping motion
- Data & voice service 110 punchdown tool simultaneously seats and trims wire in 110 and 66 style cross connects
- The Category 5/6 cable jacket stripper requires no adjustment and will not nick inner conductors of Cat 5, 5e or 6 twisted pair cables



Specific tool & accessory solutions for today's needs



Better video resolution

Using our video service compression connector tool with RG6 compression connectors in the wiring backbone of your home network delivers superior video resolution to every outlet.

See page D-16



Shown:
2076-16



Reliable home networking

Get the peace of mind that comes with superior and reliable home networking connections by using RJ45 EZ[™] connectors that have been installed with the EZ crimping tool.

See page D-17



Shown:
5569E1

Video service connectors & accessories

Product description

RG6, Coax Type F
Splitters

Design features

- Twist-on connector does not require a crimping tool for quick and easy installation
- 2076-16 1-piece crimp-on F-connector has an attached crimp ring in an RG6 configuration
- Video splitter features die-cast body with mounting tabs and a grounding screw providing durability



2078-T6



2076-16

Video service connectors

Description	Catalog no.
Twist-on connector for RG6, bag of 25	<input type="checkbox"/> 2078-T6
1-Piece crimp-on connector for RG6, bag of 25	<input type="checkbox"/> 2076-16

Specification information: Please visit www.eaton.com/wiringdevices
Compliances, specifications and availability are subject to change without notice.

Data & voice service connector

Product description

RJ45
110 Punchdown

Design features

- EZ-RJ45 connectors are modular plugs that allow wire pairs to be inserted through the front of the connectors, work with solid or strand wire, and are a simple 1-piece design without bars or liners



5569E1

Data & voice service connector

Description	Catalog no.
4-Pair/8-conductor EZ-RJ45® connectors, box of 100	<input type="checkbox"/> 5569E1

Specification information: Please visit www.eaton.com/wiringdevices
Compliances, specifications and availability are subject to change without notice.

SECTION

E



Surge Protection


Arrow Hart's surge protection point of use receptacles provide branch circuit surge protection for sensitive electronic equipment that panel mounted surge protection systems cannot provide.



**Surge protection
receptacles**
E-3



**Surge protection
devices**
E-4

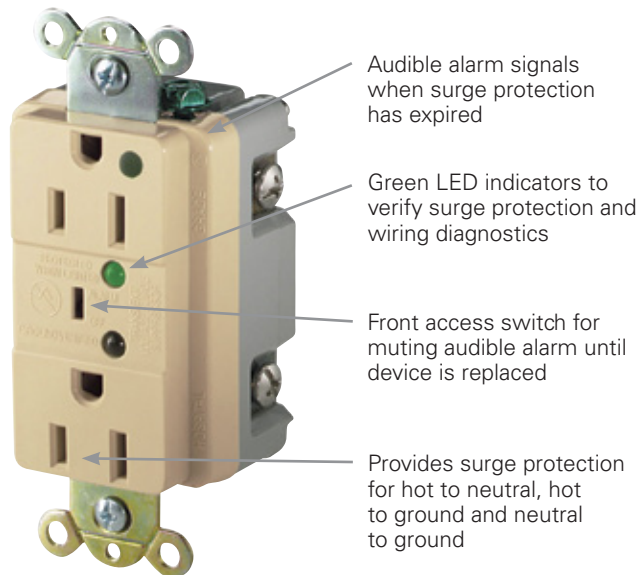


**Surge protection
adapters**
E-5


Protect your valuables

With over 80% of surges originating from inside a building, Arrow Hart's surge protection point-of-use receptacles provide branch circuit surge protection for sensitive electronic equipment that panel mounted surge protection systems cannot provide

Surge protection plus



Surgebloc



Surge protection plus

Additional features & benefits

- Available in hospital and commercial grades in 15A & 20A 125V configurations with LED, audible alarm and isolated ground versions
- 8-Hole back and side wired
- High impact thermoplastic construction

Surgebloc

Additional features & benefits

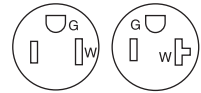
- Provides surge protection for hot to neutral, hot to ground and neutral to ground
- Available in isolated ground versions for noise protection against EMI and RFI
- Audible alarm signals when surge protection has expired

Surge protection receptacles

Surge protection receptacles with LED indicators & audible alarm

Product description

2-pole, 3-wire grounding
15A, 125V/AC; 20A, 125V/AC; NEMA 5-15R & 5-20R



5-15R **5-20R**

Features

- High impact-resistant thermoplastic mounting strap for long lasting durable installation
- LED status indication (5250, 5350) to enable easier troubleshooting



IG8200HG_S



5362_S



IG5350_S



IG1208



1209

Receptacles w/audible alarm & LED indicators, back & side wire



Rating A	V/AC	NEMA	Description	Color suffix	Catalog no.
15	125	5-15R	Hospital grade, duplex receptacle	BL, RD, V, W	□ 8200__S
			IG hospital grade, duplex receptacle	BL, RN, V, W	□ IG8200HG__S
			Commercial grade, duplex receptacle	BL, GY, V, W	□ 5262__S
			IG commercial grade, duplex receptacle	BL, GY, RN, V, W	□ IG5262__S
20	125	5-20R	Hospital grade, duplex receptacle	BL, RD, V, W	□ 8300__S
			IG hospital grade, duplex receptacle	BL, RN, V, W	□ IG8300HG__S
			Commercial grade, duplex receptacle	BL, GY, V, W	□ 5362__S
			IG commercial grade, duplex receptacle	BL, GY, RN, V, W	□ IG5362__S

560 Joules, max. surge current - 18kA per mode, UL 1449 3rd edition cULus, file no. E15058

Receptacles w/LED indicators, back & side wire



Rating A	V/AC	NEMA	Description	Color suffix	Catalog no.
15	125	5-15R	Commercial grade, duplex receptacle	BL, V, W	□ 5250__S
20	125	5-20R	Commercial grade, duplex receptacle	BL, GY, V, W	□ 5350__S

840 Joules, max. surge current - 18kA per mode, cULus listed to UL 1449 3rd edition, file no E15058

Receptacles w/audible alarm



Rating A	V/AC	NEMA	Description	Color suffix	Catalog no.
15	125	5-15R	Commercial grade, duplex receptacle	V, W	□ 1208__
			IG commercial grade, duplex receptacle	V, W	□ IG1208__
20	125	5-20R	Commercial grade, duplex receptacle	V, W	□ 1210__
			IG commercial grade, duplex receptacle	V, W	□ IG1210__

340 Joules, max. surge current - 12kA per mode, cULus listed to UL 1449 3rd edition, file no E15058

Replacement surgebloc module



Description	Color suffix	Catalog no.
Replacement module for 1208 & 1210	BL, GY, V, W	□ 1209__

UL recognized accessory, file no E102018

Accessories for surge protection receptacles



Description	Color	Catalog no.
1-Gang mid-size decorator polycarbonate wallplate	BL, GY, V, W	□ PJ26__
1-Gang mid-size decorator polycarbonate wallplate, pre-marked "Isolated Ground"	RN	□ PJ26IG

Color ordering information:

For ordering devices, include Catalog no. followed by the Color suffix: BL (Blue), GY (Gray), RD (Red), RN (Orange), V (Ivory), W (White)



Compliances, specifications and availability are subject to change without notice.

Surge protection devices & lighting arresters

SPD type 2 CHSP service entrance surge protection UL 1449 3rd edition; cULus

Product description

2-pole, 3-wire grounding
15A, 125V/AC; 20A, 125V/AC
NEMA 5-15R & 5-20R

Features

- AC power protection
- Universally connects to any manufacturer's loadcentre (breakerbox)
- Quick connect design to enable easy mounting of telephone and cable protection modules
- LED status indication for convenient troubleshooting
- Externally mounted to your breaker box
- Connected equipment warranty (check instruction sheet for more details)
- Limited lifetime warranty product



CHSPT2ULTRA



CHSPT2MICRO

Service entrance surge protection devices



Enclosure	Voltage	Phase	(Hz)	MCOV	VPR	I_n	SCCR	Surge current capacity, per phase rating	Catalog no.
NEMA Type 4	120/240 V/AC rated line voltage	Single	60	150V L-N, 300V L-L	600V L-N, 600V L-N, 800V N-G, 600V L-G	20 kA*	22 kA	108 kA (L1-N 54 kA, L1-G 54 kA, L2-N 54 kA, L2-G 54 kA)	CHSPT2ULTRA
NEMA Type 4	120/240 V/AC rated line voltage	Single	60	150V L-N, 300V L-L	600V L-N, 600V L-N, 800V N-G, 600V L-G	5 kA	22 kA	36 kA (L1-N 18 kA, L1-G 18 kA, L2-N 18 kA, L2-G 18 kA)	CHSPT2MICRO

*When used with a 50A two-pole circuit breaker, 10 kA when used with a 15A two-pole circuit breaker

MCOV: Maximum continuous operating voltage that may be applied to the device per mode

VPR: Voltage protection rating is the measured limiting voltage after a surge event

I_n : Nominal discharge current is the current that the device can withstand for 15 impulses

SCCR: The amount of current the product can withstand under short-circuit conditions

Surge current capacity: The maximum one time surge current rating per phase

For warranty details, go to www.eaton.com/surgetrap

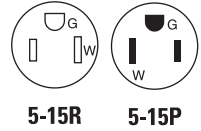
Compliances, specifications and availability are subject to change without notice.

Surge protection devices

Surge protection adapters

Product description

2-pole, 3-wire grounding
15A, 125V/AC
Plug-in, NEMA 5-15R
Type 3 SPD



1177CG

Six outlet surge adapters – plug-in Features

- Provides full three mode surge protection for hot to neutral, hot to ground and neutral to ground (except 1156CG)
- Center mounting screw provided for permanent attachment to receptacle
- EMI/RFI filtering minimizes line noise
- Made of high impact-resistant thermoplastic for long-term durability
- Telephone/fax/modem protection provided with RJ11-type telephone ports (4-wire protection)
- \$5,000 connected equipment warranty on 1162CG and 1177CG
- \$2,500 connected equipment warranty on 1156CG
- Type 3 SPD



1176

Six outlet surge adapters – plug-in



A	Rating V/AC	Joules	Max surge current	Description	Color	Catalog no.
15	125	340	12kA/mode	Full protection	CG	□ 1177CG
		340	12kA/mode	Full protection w/ telephone jacks	CG	□ 1162CG
		170	12kA/mode	Basic protection	CG	□ 1156CG

Surge protection power strip

Design features

- Portable strip provides 7 surge-protected outlets anywhere for stereos, TVs, computers or other electronic-based equipment
- Full mode surge protection for hot to neutral, hot to ground and neutral to ground
- Resettable 15 amp circuit breaker
- Made of high impact-resistant thermoplastic for long-term durability
- Comes complete with 14/3 SJT 4' (1.22m) portable cord
- Pilot light on/off switch indicates power to unit

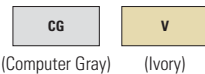
Surge bloc surge protection receptacles w/audible alarm



A	Rating V/AC	Joules	Description	Color	Catalog no.
15	125	70J	Full protection 7 outlet with circuit breaker	V	□ 1176V

Color information:

CG (Computer Gray), V (Ivory)



Compliances, specifications and availability are subject to change without notice.


SECTION

F



Accessories

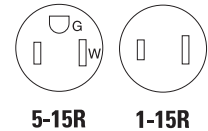
Eaton's Wiring Devices offers a broad line of accessories for a wide range of needs throughout the home. Here you will find surge protection adapters, grounded and ungrounded outlet taps and adapters plus accessories used for device testing, installation, and safety. All our accessories are manufactured to rigorous quality standards from high quality materials.



Outlet taps and adapters, plug-in

Product description

2-pole, 3-wire grounding
 2-pole, 2-wire non-grounding
 15A, 125V/AC
 NEMA 5-15R, NEMA 1-15R



1146



1147LT



4402



1482



1192



419

Design features

- Molded of high impact-resistant plastic for long-term durability
- Six outlet taps provide center mounting screw for permanent attachment to receptacle (1146 only)
- Lighted tap has long-life neon bulb built into body that lights when plugged in (1147LT only)
- Swivel adapters hug cords close to wall in tight-fitting places such as behind furniture and office equipment
- Solid brass blades for long life and low heat rise at full load
- Grounding adapters convert 2-pole polarized outlets to 3-wire grounding outlets; grounding lug fastens to wallplate mounting screw for excellent ground connection (419, 1219)

Outlet taps, plug-in, NEMA 5-15

Rating A	V/AC	Description	Color suffix	Catalog no.	
15	125	Six outlet tap, duplex receptacle to 6 outlets	V, W	□ 1146__	•
15	125	Three outlet tap, single receptacle to 3 outlets	B, V, W	□ 1147__	•
15	125	Swivel three outlet tap, single receptacle to 3 outlets	W	□ 1147LT__	
15	125	Three outlet cube tap, polarized, single receptacle to 3 outlets	RN	□ 4402__	•
15	125	Three outlet cube tap, single receptacle to 3 outlets	B, V, W	□ 1482__	
15	125	Swivel three outlet tap, single receptacle to 3 outlets	W	□ 1192__	•

cULus Listed to UL498, file no. E241182

Outlet taps, plug-in, NEMA 1-15

Rating A	V/AC	Description	Color suffix	Catalog no.	
15	125	Six outlet tap, duplex receptacle to 6 outlets	V, W	□ C1746__	•
15	125	Three outlet tap, single receptacle to 3 outlets	B, V, W	□ 1747__	•
15	125	Swivel three outlet tap, single receptacle to 3 outlets	W	□ 1792__	•
15	125	Three outlet cube tap, polarized, single receptacle to 3 outlets	B, W	□ 4400__	•
15	125	Three outlet cube tap, single receptacle to 3 outlets	B, W	□ 400__	•

cULus Listed to UL498, file no. E241182 (except 400)

Outlet adapters, plug-in, NEMA 1-15 to NEMA 5-15

Rating A	V/AC	Description	Color suffix	Catalog no.	
15	125	Single outlet grounding adapter, with grounding lug	GY, W	□ 419__	•
15	125	Swivel three outlet tap, single receptacle to 3 outlets	B, V	□ 1219__	•

UL Listed to file no. E241182

Color ordering information:

For ordering devices, include Catalog no. followed by the Color suffix: B (Brown), GY (Gray), RN (Orange), V (Ivory), W (White)



Specification information: Please visit www.eaton.com/wiringdevices

Compliances, specifications and availability are subject to change without notice.

RoHS compliant

Circuit tester

Product description

For AC or DC electrical circuits

Design features

- For testing AC or DC electrical circuits
- Detects the presence of power on either AC or DC circuits
- Identifies circuit conductors
- Rugged polycarbonate construction



914



29CL

Circuit tester

Description	Color	Catalog no.	
AC or DC circuit tester Listed to UL1436, file no. E143353	B	□ 914	•

Safety caps

Product description

Outlet caps

Design features

- Increases child safety by covering electrical outlets when not in use by restricting access to live parts
- Constructed of impact-resistant thermoplastic

Circuit tester

Description	Color	Catalog no.	
Safety cap Listed to UL2255, file no. E13251	C	□ 29CL	•

Color ordering information:

B (Brown), C (Clear)



Compliances, specifications and availability are subject to change without notice.

 RoHS compliant

SECTION

G



WARNING ADVERTENCIA AVERTISSE

1	PLATEAU	PLATEAU	PLATEAU
2	PLATEAU	PLATEAU	PLATEAU
3	PLATEAU	PLATEAU	PLATEAU
4	PLATEAU	PLATEAU	PLATEAU
5	PLATEAU	PLATEAU	PLATEAU
6	PLATEAU	PLATEAU	PLATEAU
7	PLATEAU	PLATEAU	PLATEAU
8	PLATEAU	PLATEAU	PLATEAU
9	PLATEAU	PLATEAU	PLATEAU
10	PLATEAU	PLATEAU	PLATEAU
11	PLATEAU	PLATEAU	PLATEAU
12	PLATEAU	PLATEAU	PLATEAU
13	PLATEAU	PLATEAU	PLATEAU
14	PLATEAU	PLATEAU	PLATEAU
15	PLATEAU	PLATEAU	PLATEAU
16	PLATEAU	PLATEAU	PLATEAU
17	PLATEAU	PLATEAU	PLATEAU
18	PLATEAU	PLATEAU	PLATEAU
19	PLATEAU	PLATEAU	PLATEAU
20	PLATEAU	PLATEAU	PLATEAU

EMPLOYEE'S NAME: _____ DATE: _____ TIME: _____

EMPLOYEE'S ID NUMBER: _____

TYPE OF WORK: _____

NAME OF SUPPLIER: _____

APPROVAL (EMPLOYEE OR HIS SUPERVISOR SIGNATURE): _____

DATE OF WORK: _____

REMARKS: _____

IF THIS IS A REPAIR WORK, CHECK THE FOLLOWING: YES NO

IF THIS IS A MAINTENANCE WORK, CHECK THE FOLLOWING: YES NO


IF THIS IS A NEW INSTALLATION, CHECK THE FOLLOWING: YES NO

Technical Reference


We've made it quick and easy to find the important industry and product data you are looking for, including NEMA configurations, electrical codes, industry standards, relevant definitions, general wiring device information, and wiring diagrams.



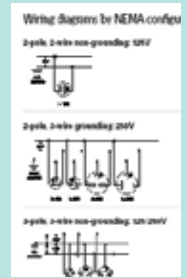
NEMA configuration chart
G-2




Power devices cross reference
G-3



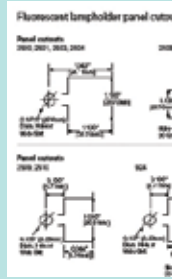
Common industry information
G-4



Wiring & coverage diagrams
G-10
















Lighting control basics
G-18





















Panel cutout dimensional data
G-20



NAFTA compliance
G-21

Poles, wires	Rating	NEMA prefix	15A Straight blade		20A Straight blade								
			Receptacles, connectors & outlets	Plugs	Receptacles, connectors	Plugs							
2-pole, 2-wire	125V/AC	1	4882 ★ 86 ★● 2602 ● 2603 ● 2606 ● 2607 ● 2609 ●	6882 ★ SA155 ★	4862 ◆ 84 ◆ 183 ◆ 1912 ◆ 2600 ◆ 2601 ◆ 3123 ◆	SA540 ◆ SA940 ◆							
													
2-pole, 3-wire grounding	125V/AC	5	222 ★ 817 + 2887 ★ 4887 ★ AH5969 ★O TR817 +R TR6250 +DR TRCR15 ■R TRVGF15 ■GR TWRVGF15 ■GRW WRVGF15 ■GW VGF15 ■G 78 ■S 270 ■	298 ■ 1107 ■D 4270 ■ 5270 ■L 6887 ★ SA993 ★◆ TR270 +R TR775 +R TR780 ■R TR1107 ■DR TR5797 ■R	1709 ◆ 2867 ◆ 4867 ◆ AH5965 ◆O 6867 ◆ SA399 ◆		1877 + 2228 ★ 4228 ★ AH5369 ★O TR1877 +R TR6350 +DR TRCR20 ■R TRVGF20 ■GR TWRVGF20 ■GRW VGF20 ■G WRVGF20 ■GW	2809 ◆ 4409 ◆ AH5364 ◆O	 5-15R	 5-15P	 5-20R	 5-20P	
2-pole, 3-wire grounding	250V/AC	6	2227 ★ 4227 ★ AH5669 ★O	74 ■S	2866 ◆ 4866 ◆ AH5666 ◆O		2229 ★ 4229 ★ AH5469 ★O	3809 ◆ 4509 ◆ AH5464 ◆O	 6-15R	 6-15P	 6-20R	 6-20P	
2-pole, 3-wire grounding	277V/AC	7			2839 ◆					 7-15P			
3-pole, 3-wire	125/250V/AC	10					805 +				 10-20R	 10-20P	2836 ◆

Poles, wires	Rating	NEMA prefix	30A Straight blade		50A Straight blade		60A Straight blade	
			Receptacles	Plugs	Receptacles	Plugs	Receptacles	Plugs
2-pole, 3-wire grounding	125V/AC	5	1233 +■	S41 ◆A	1253 +	S41 ◆A		
			 5-30R	 5-30P	 5-50R	 5-50P		
2-pole, 3-wire grounding	250V/AC	6	1232 +S 1234 +	S42 ◆A	1252 +S 1254 +	S42 ◆A		
			 6-30R	 6-30P	 6-50R	 6-50P		
3-pole, 3-wire	125/250V/AC	10	38B + 125 +S	S80 ◆A	32B + 112 +S	S80 ◆A		
			 10-30R	 10-30P	 10-50R	 10-50P		
3-pole, 4-wire grounding	125/250V/AC	14	1225 +S 1257 +	S21 ◆A	58 +P 1212 +S 1258 +	S21 ◆A	60 +P	S20 ◆AN
			 14-30R	 14-30P	 14-50R	 14-50P	 14-60R	 14-60P

Straight blade legend: How to use the chart

Core catalog number color indicates a device's grade:

BLACK = Heavy duty grade
BLUE = Standard grade

A suffix combining a **RED** shape and alpha letter indicates a device's body and type.

Device body:

- Duplex receptacle
- + Single receptacle
- ◆ Plug
- ★ Connector
- Outlet





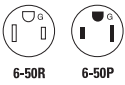
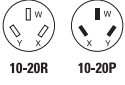
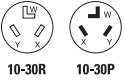
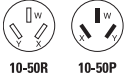
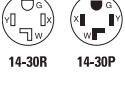
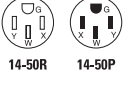
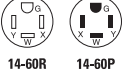
Device type:

- A Angled
- D Decorator
- G GFCI
- L CO/ALR
- O Quick grip
- P Panel mount
- L CO/ALR
- O Quick grip
- P Panel mount

Power devices cross reference

Straight blade power devices – 20A, 30A, 50A & 60A



Rating: Amps V/AC	Receptacle/ Plug NEMA Configuration	Flush Receptacle	Wallplate	Surface Receptacle	Panel Mount Receptacle	Plugs	Adapters
2-pole, 3-wire grounding							
30A 125V	 5-30R 5-30P	1233 (Brown)	Standard size: 2068, 2168, 93221, 93227 Mid-size: 5068, PJ703, PJ724			S41 (Black)	
30A 125V	 TT-30R TT-30P	1263 (Black)		U1263 (Black)	83 (Black)	1264 TT-30 Plug to NEMA 5-15R or 5-20R (Black)	
30A 125V	 6-30R 6-30P	1234 (Black)		1232 (Black)	S42 (Black)		
50A 125V	 5-50R 5-50P	1253 (Brown)		S41 (Black)			
50A 125V	 6-50R 6-50P	1254 (Black)		1252 (Black)	S42 (Black)		
3-pole, 3-wire non-grounding							
20A 125/250V	 10-20R 10-20P	805 (Ivory)				2836 (Yellow)	
30A 125/250V Dryer	 10-30R 10-30P	38B (Brown)	Standard size: 2068, 2168, 93221, 93227 Mid-size: 5068, PJ703, PJ724	125 (Black)		S80 (Black)	
50A 125/250V Range	 10-50R 10-50P	32B (Brown)		112 (Black)	S80 (Black)		
3-pole, 4-wire grounding							
30A 125/250V Dryer	 14-30R 14-30P	1257 (Black)	Standard size: 2068, 2168, 93221, 93227 Mid-size: 5068, PJ703, PJ724	1225 (Black)		S21 (Black)	
50A 125/250V Range	 14-50R 14-50P	1258 (Black)		1212 (Black)	58 (Black)	S21 (Black)	
60A 125/250V	 14-60R 14-60P				60 (Black)	S20 (Black)	

Organization abbreviations glossary

Common abbreviations for organizations often referred to in the electrical industry and also noted throughout the residential catalog

ANSI

American National Standards Institute, Inc.

ANSI is a private, non-profit organization that administers and coordinates the U.S. voluntary standardization and conformity assessment system. The Institute's mission is to enhance both the global competitiveness of U.S. business and the U.S. quality of life by promoting and facilitating voluntary consensus standards and conformity assessment systems and safeguarding their integrity.

www.ansi.org

CEC Title 24

California Energy Commission's Energy Efficiency Standards for Residential and Nonresidential Buildings

Part of the California State Building Code, Title 24 requires a minimum level of energy efficiency for all new heated or cooled structures, including additions and alterations to existing homes and most commercial buildings. Energy efficient lighting and controls must be incorporated per the current standards. Energy-efficient lighting fixtures (often fluorescent) are required as well as the use of dimmers and vacancy/occupancy sensors. The standard covers all rooms in a home except closets under 70 square feet.

www.energy.ca.gov/title24

CSA

Canadian Standards Association

The Canadian Standards Association is a not-for-profit, membership-based association that conducts product safety testing, and issues certifications.

www.csa.org

GSA

General Services Administration Federal Supply Service

GSA's Federal Supply Service provides federal customers with a specific list of manufacturer's products that have been approved to meet stated requirements. The most frequently cited Federal Specifications regarding electrical wiring devices are those for Electrical Power Connector, Plug, Receptacle and Cable Outlet (Fed. Spec. W-C 596) and for Toggle and Lock, Flush Mounted Switches (Fed. Spec. W-S 896).

www.gsa.gov

NEC®

National Electrical Code®

Published by the NFPA (see listing) as NFPA 70, the National Electrical Code. This publication, renewed every 3 years under the auspices of ANSI, provides for the adequate protection of life and property from dangers associated with the use of electricity. It is now adopted and enforced in all 50 states in the United States and is also the basis for electrical codes in several other countries.

www.nfpa.org

NEMA

National Electrical Manufacturers Association

Comprised of electrical manufacturers, NEMA provides a forum for the standardization and testing of electrical equipment, enabling consumers to select from a range of safe, effective, and compatible electrical products. NEMA-standards of testing is frequently required by both government and third-party endorsees such as UL and CSA prior to their approval.

www.NEMA.org

NFPA

National Fire Protection Association

The mission of the international non-profit NFPA is to reduce the worldwide burden of fire and other hazards on the quality of life by providing and advocating scientifically based consensus codes and standards, research, training and education. The NFPA authors the NEC® and NPPA 70E electrical safety in the workplace.

www.nfpa.org

NOM

Normas Oficiales de México (Official Mexican Standards)

The Official Mexican Standards (referred to as Normas or NOMs) augment the Mexican Hazardous Materials Land Transportation Regulation and provide information relative to importing and exporting hazardous materials from and to Mexico.

OSHA

Occupational Health and Safety Administration, U.S. Department of Labor

OSHA's mission is to assure safe and healthful working conditions for working men and women (having been authorized to enforce standards first created under the Occupational Health and Safety Act of 1970 and since evolved), by assisting and encouraging the States in their efforts to assure safe and healthful working conditions.

www.osha.gov

UL

Underwriters Laboratories

Underwriters Laboratories Inc. (UL) is an independent, not-for-profit product safety testing and certification organization.

www.ul.com

NSF

National Sanitation Foundation

NSF International helps protect people by certifying products and writing standards for consumer goods. As an independent, not-for-profit organization, NSF works toward allowing everyone to live safer.

www.nsf.org

Organization acronyms

Standards development organizations

ANSI	American National Standards Institute
ASME	American Society of Mechanical Engineers
BRC	British Retail Consortium
CANENA	Consejo de Armonización de Normas Electrotécnicas de Norte América (Council for Harmonization of Electrotechnical Standardization of North America)
IEC	International Electrotechnical Commission
IEEE	Institute of Electrical and Electronics Engineers
ISA	Instrument Society of America
ISO	International Standards Organization
NFPA	National Fire Protection Agency
NSF	National Sanitation Foundation
SAE	Society of Automotive Engineers
SME	Society of Manufacturing Engineers

Certification agencies

ANCE	National Association of Normalization and Certification of the Electrical Sector (Mexico)
BSI	British Standards Institute
CCC	China Compulsory Certification
CE	European Compliance (This is not a certification agency, but CE is the European Compliance Mark)
CSA	Canadian Standards Association
cUL	Certified to CSA Standards by Underwriters Laboratories
cULus	Meets Canadian & US UL requirements
DESC	Defense Electronic Supply Center
ETL	Electrical Testing Laboratories
FCC	Federal Communications Commission
FM	Factory Mutual
IAPA	Independent Accident and Protection Association (Canada)
LEED	Leadership in Energy and Environmental Design
NRTL	National Recognized Testing Laboratories
OSHA	Occupational Safety and Health Administration
TUV	TUV Rheinland of N.A., Inc.
VDE	Verband Deutscher Elektrotechniker (Germany)
UL	Underwriters Laboratories

Common UL & CSA standards for wiring devices

UL standards pertaining to Eaton's Cooper Wiring Devices

UL20	General-use switches
UL50	Enclosures for electrical equipment
UL94	Flammability testing for materials, plastic
UL486E	Equipment and wiring terminals
UL496	Lampholders
UL498	Plugs, connectors, receptacles, inlets, outlets
UL498A	Taps and adapters
UL508	Industrial equipment (including motor control switches)
UL514A	Metallic boxes/covers/wallplates
UL514D	Nonmetallic boxes/covers/wallplates
UL817	Cord sets
UL943	GFCIs
UL1054	Special use switches
UL1363	Temporary power taps
UL1436	Outlet circuit testers
UL1449	Surge suppression devices
UL1472	Dimmers
UL1567	Switches and receptacles used with AL wire
UL1699	Arc fault circuit interrupters

Codes & standards

CEC	Canadian Electrical Code
CEE	European Electrotechnical Committee
NEC	National Electrical Code®
NMX	Normas Mexicanas
NOM	Normas Oficiales de México (Official Mexican Standard)

Industry associations

ABYC	American Boat and Yacht Council
ASHE	American Society of Healthcare Engineering
BICSI	Building Industry Consulting Services International
BOMA	Building Owners Management Association
CANAME	Cámara Nacional de Manufacturas Eléctricas (México)
CEMRA	Canadian Electrical Manufacturers Representatives Association
ECOC	Electrical Contractors of Canada
EFI	Electro-Federation Incorporated
EIA	Electronics Industry Association
EPRI	Electric Power Research Institute
IAEI	International Association of Electrical Inspectors
IBI	Intelligent Building Institute
IECA	Independent Electrical Contractors Association
IFMA	International Facilities Management Association
NAED	National Association of Electrical Distributors
NAW	National Association of Wholesalers
NECA	National Electrical Contractors Association
NEMA	National Electrical Manufacturers Association
NEMRA	National Electrical Manufacturers Representative Association
NMDA	National Marine Distributor Association
NMRA	National Marine Representative Association
SEMI	Semi-Conductor Equipment and Material International
TIA	Telecommunications Industry Association
USGBC	US Green Building Council

UL standards pertaining to Eaton's Cooper Wiring Devices

UL1786	Night-lights
UL1863	Communications circuit accessories
UL1917	Solid state fan speed control
FSWC596	Fed. Spec. receptacles
FSWS896	Fed. Spec. switches

CSA standards pertaining to Eaton's Cooper Wiring Devices

C22.2 No. 0.17	Polymeric materials
C22.2 No. 12	Night lights
C22.2 No. 42	General-use receptacles, attachment plugs
C22.2 No. 55	Special-use switches
C22.2 No. 111	General-use switches
C22.2 No. 144	GFCI
C22.2 No. 182.1	Industrial-type, special-use attachment plugs, receptacles and connectors. Pin and sleeve devices
C22.2 No. 182.2	Industrial locking type

General purpose wiring device definitions from NEMA Standard WD-1

NEMA standards pertaining to Arrow Hart Products
(in accordance with NEMA Standard WD-1)

WD 1-1.01 Cord connector

A portable receptacle with means for attachment to a flexible cord; the cord connector is not intended for permanent mounting.

NEMA Standard 7-13-1967

WD 1-1.02 Grounded conductor (system ground)

This is a usually current-carrying circuit conductor that's purposely connected to earth ground and is identified as the white conductor.

NEMA Standard 7-13-1967

WD 1-1.03 Grounding conductor (equipment ground)

Unlike the System Ground version, this conductor connects non-current-carrying metallic equipment parts to earth ground, providing a specific path for fault current to ground. It can be bare or covered, in which case it is identified as the green conductor, or green with yellow stripes.

NEMA Standard 7-13-1967

WD 1-1.04 Lampholder

Lampholders mechanically support an electric lamp and electrically connect it to a circuit.

NEMA Standard 7-13-1967

WD 1-1.05 Male base (inlet)

Designed for flush or surface mounting on an appliance or other equipment, male-based plugs serve to connect utilization equipment to a connector.

NEMA Standard 7-13-1967

WD 1-1.06 Outlet

An outlet is a point on the wiring system at which current is taken to supply utilization equipment.

NEMA Standard 7-13-1967

WD 1-1.07 Plug

The male blades of our plugs serve to connect the conductors of the attached, flexible cord with those of the female receptacle.

NEMA Standard 7-1-1967

WD 1-1.08 Polarization (plugs and receptacles)

Polarization assures the correct positioning for proper mating of plugs and receptacles of the same rating.

NEMA Standard 7-1-1967

WD 1-1.09 Pole

When used to designate plugs and receptacles, "pole" refers to a terminal that is connected to a regularly current-carrying circuit conductor. In switches, the number of poles indicates how many conductors are being controlled.

NEMA Standard 7-1-1967

WD 1-1.10 Receptacle

This device features female contacts, and is installed primarily at an outlet or on equipment meant to establish electrical connection with an inserted plug.

NEMA Standard 7-1-1967

WD 1-1.11 Slant symbol (/)

As it applies to wiring device ratings, the "slant" line (/) indicates that there's more than one voltage potential present between different terminals of a wiring device.

NEMA Standard 7-1-1967

WD 1-1.12 Switch

There are several different types of switches available for making, breaking or changing electrical circuit connections, including:

- A. Single-pole switch (single-pole, single-throw), which makes or breaks the connection of a single conductor.
- B. Double-pole switch (double-pole, single-throw), which makes or breaks the connection of two conductors on a single branch circuit.
- C. Three-way switch (single-pole, double-throw), which changes the connection of a single conductor and is most often utilized in tandem to better control one piece of equipment from two locations.
- D. Four-way switch (double-pole, double-throw reversing) is a double-pole switch used with two three-way switches to control a single piece of equipment from more than two locations.

NEMA Standard 7-13-1967

WD 1-1.13 Terminal (on a wiring device)

A terminal is a fixed location on a wiring device where a conductor is designated for connection.

NEMA Standard 7-13-1967

WD 1-1.14 Wire (plugs and receptacles)

As it applies in designating plugs and receptacles, the term "wire" stands for the number of either regularly current-carrying or equipment grounding connected conductors.

NEMA Standard 7-13-1967

For answers to technical questions or for more information on UL, CSA and NEMA standards pertaining to Eaton's Wiring Devices' products, please contact us at the following toll free number: 1-866-853-4293.
Website: www.eaton.com/wiringdevices

Selected articles, National Electric Code (NEC®) requirements for wiring devices from NFPA 70™, NEC® 2014 Edition

Article 210 — Branch circuits

210.8	Ground-fault circuit-interrupter protection for personnel
210.21	Branch circuit ratings, outlet devices
210.24	Branch circuit requirements - summary
210.50	Required outlets, general
210.60	Required outlets, guest rooms, guest suites, dormitories and similar occupancies
210.62	Required outlets, show windows
210.70	Lighting outlets required

Article 404 — Switches

404.2	Installation, switch connections
404.3	Installation, enclosure
404.4	Installation, damp or wet locations
404.9	Installation, provisions for general-use snap switches
404.14	Rating and use of snap switches
404.15	Construction specifications, marking

Article 406 — Receptacles, cord connectors & attachment plugs (caps)

406.3	Receptacle rating and type
406.4	General installation requirements
406.5	Receptacle mounting
406.6	Receptacle faceplates (cover plates)
406.7	Attachment plugs, cord connectors and flanged surface devices
406.8	Noninterchangeability
406.9	Receptacles in damp or wet locations
406.10	Grounding-type receptacles, adapters, cord connectors and attachment plugs
406.12	Tamper-resistant receptacles in dwelling units
406.13	Tamper-resistant receptacles in guest rooms and guest suites
406.14	Tamper-resistant receptacles in child care facilities

Article 430 — Motors, motor circuits & controllers

430.8	Marking on controllers
430.81	Motor controllers, general
430.82	Motor controllers, controller design
430.83	Motor controllers, ratings
430.90	Combination fuseholder and switch as controller
430.102	Disconnecting means, location
430.109	Disconnecting means, type

Article 517 — Health care facilities

517.2	Definitions
517.10	Wiring and protection, applicability
517.13	Grounding of receptacles and fixed electrical equipment in patient care areas
517.14	Panelboard bonding
517.16	Use of isolated ground receptacles
517.17	Ground-fault protection
517.18	Wiring and protection, general care areas
517.19	Wiring and protection, critical care areas
517.20	Wiring and protection, wet procedure locations
517.21	Ground-Fault-Circuit-Interrupter protection for personnel
517.30	Essential electrical systems for hospitals
517.31	Branches requiring automatic connection
517.35	Sources of power
517.40	Essential electrical systems for nursing homes and limited care facilities
517.41	Essential electrical systems (nursing homes, etc.)
517.45	Essential electrical systems for other health care facilities
517.61	Inhalation anesthetizing locations, wiring and equipment
517.62	Inhalation anesthetizing locations, grounding
517.63	Grounded power systems in anesthetizing locations
517.64	Inhalation anesthetizing locations, low-voltage equipment and instruments
517.71	X-ray installations connection to supply circuit
517.72	X-ray installations disconnecting means
517.160	Isolated power systems

Article 555 — Marinas & boatyards

555.1	Scope
555.13	Wiring methods and installations
555.15	Grounding
555.17	Disconnecting means for shore power connection(s)
555.19	Receptacles (including GFCI)

Article 590 — Temporary installations

590.4	General (including receptacles and GFCI)
590.6	Ground-fault protection for personnel

Article 604 — Manufactured wiring systems

604.2	Definition
604.6	Construction (including receptacles and connectors)

Article 630 — Electric welders

630.13	Arc welders, disconnecting means
630.33	Resistance welders, disconnecting means

Article 647 — Sensitive electronic equipment

647.7	Receptacles (including isolated ground receptacles)
-------	---

Article 660 — X-ray equipment

660.4	Connection to supply circuit
660.5	Disconnecting means

Article 700 — Emergency systems

700.26	Overcurrent protection, ground-fault protection of equipment
--------	--

Horsepower ratings for NEMA configurations
(plugs & receptacles only)

Straight blade configuration

NEMA	AC HP Rating	Rating
1-15	0.5	15A-125V
2-15	1.5*	15A-250V
2-20	2*	20A-250V
2-30	2*	30A-250V
5-15	0.5	15A-125V
5-20	1	20A-125V
5-30	2	30A-125V
5-50	2	50A-125V
6-15	1.5*	15A-250V
6-20	2*	20A-250V
6-30	2*	30A-250V
6-50	3*	50A-250V
7-15	2	15A-277V/AC Only
7-20	2	20A-277V/AC Only
7-30	3	30A-277V/AC Only
7-50	5	50A-277V/AC Only
10-20	2L-L*/1 L-N	20A-125/250V
10-30	2 L-L*/2 L-N	30A-125/250V
10-50	3 L-L*/2 L-N	50A-125/250V
11-15	2	15A-3Ø 250V
11-20	3	20A-3Ø 250V
11-30	3	30A-3Ø 250V
11-50	7.5	50A-3Ø 250V
14-15	1.5 L-L*/0.5 L-N	15A-125/250V
14-20	2 L-L*/1 L-N	20A-125/250V
14-30	2 L-L*/2 L-N	30A-125/250V
14-50	3 L-L*/2 L-N	50A-125/250V
14-60	3 L-L*/2 L-N	60A-125/250V
15-15	2	15A-3Ø 250V
15-20	3	20A-3Ø 250V
15-30	3	30A-3Ø 250V
15-50	7.5	50A-3Ø 250V
15-60	10	60A-3Ø 250V
18-15	2	15A-3ØY 120/208V
18-20	2	20A-3ØY 120/208V
18-30	3	30A-3ØY 120/208V
18-50	7.5	50A-3ØY 120/208V
18-60	7.5	60A-3ØY 120/208V

L-L denotes phase-to-phase HP rating
L-N denotes phase-to-neutral HP rating
*Suitable for 208V motor applications at HP rating



Wire & cable type abbreviations

Key

S Service	W Weather approved
J Junior	P Parallel
T Thermoplastic/Vinyl	

Examples

SJT	Hard usage thermoplastic rubber-insulated conductors and overall thermoplastic jacket. 300V up to 105°C.	SPT-3	Same as SPT-2, but heavier construction (18-10 gauge).
SJTW	Hard usage thermoplastic or rubber-insulated conductors and overall thermoplastic jacket. 300V up to 105°C. Weather resistant for outdoor use.	SRDT	Portable range or dryer cable, 3-conductor parallel type or 4 insulated conductors, jacketed. All thermoplastic construction. 300V, maximum temperature of 60°C.
SPT-1	All thermoplastic construction, parallel jacketed. 300V up to 105°C, 2 or 3-conductor (18 gauge).	HPN	Two-conductor, neoprene-insulated heater cord. Parallel construction. For use in damp locations. 300V, 90°C.
SPT-2	Same as SPT-1, but heavier construction (18-16 gauge).		

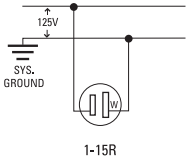
Diameter ranges of jacketed cord in accordance with standard UL62

Acceptable range for overall diameter of jacketed cord

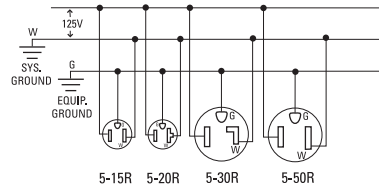
Type of cord	Avg. size	2-Conductor	3-Conductor	4-Conductor	5-Conductor
SV, SVO, SVT, SVTO	18	0.22"-0.26" (5.6mm-6.6mm)	0.23"-0.27" (5.8mm-6.9mm)	—	—
SJ, SJO, SJT, SJTO	18	0.28"-0.32" (7.1mm-8.1mm)	0.30"-0.34" (7.6mm-8.6mm)	0.33"-0.37" (8.4mm-9.4mm)	—
	16	0.31"-0.34" (7.9mm-8.6mm)	0.33"-0.36" (8.4mm-9.1mm)	0.35"-0.40" (8.9mm-10.2mm)	—
	14	0.34"-0.38" (8.6mm-9.7mm)	0.36"-0.40" (9.1mm-10.2mm)	0.39"-0.44" (9.9mm-11.2mm)	—
	12	0.41"-0.46" (10.4mm-11.7mm)	0.43"-0.48" (10.9mm-12.2mm)	0.47"-0.52" (11.9mm-13.2mm)	—
	10	0.54"-0.61" (13.7mm-15.5mm)	0.57"-0.64" (14.5mm-16.3mm)	0.63"-0.70" (16.0mm-17.8mm)	—
S, SO, ST, STO	18	0.34"-0.39" (8.6mm-9.9mm)	0.36"-0.40" (9.1mm-10.2mm)	0.39"-0.43" (9.9mm-10.9mm)	0.46"-0.51" (11.7mm-13.0mm)
	16	0.37"-0.41" (9.4mm-10.4mm)	0.39"-0.43" (9.9mm-10.9mm)	0.41"-0.46" (10.4mm-11.7mm)	0.49"-0.55" (12.4mm-14.0mm)
	14	0.50"-0.55" (12.7mm-14.0mm)	0.52"-0.58" (13.2mm-14.7mm)	0.56"-0.62" (14.2mm-15.7mm)	0.63"-0.71" (16.0mm-18.0mm)
	12	0.57"-0.63" (14.5mm-16.0mm)	0.59"-0.66" (15.0mm-16.8mm)	0.64"-0.71" (16.3mm-18.0mm)	0.70"-0.77" (17.8mm-19.6mm)
	10	0.62"-0.69" (15.7mm-17.5mm)	0.65"-0.72" (16.5mm-18.3mm)	0.70"-0.78" (17.8mm-19.8mm)	0.76"-0.84" (19.3mm-21.3mm)
	8	0.78"-0.88" (19.8mm-22.4mm)	0.83"-0.93" (21.1mm-23.6mm)	0.93"-1.05" (23.6mm-26.7mm)	1.00"-1.15" (25.4mm-29.2mm)
	6	0.92"-1.05" (23.4mm-26.7mm)	0.97"-1.10" (24.6mm-27.9mm)	1.05"-1.20" (26.7mm-30.5mm)	1.18"-1.33" (30.0mm-33.8mm)
	4	1.06"-1.21" (26.9mm-30.7mm)	1.13"-1.28" (28.7mm-32.5mm)	1.25"-1.45" (31.8mm-36.8mm)	—
2	1.21"-1.40" (30.7mm-35.6mm)	1.30"-1.50" (33.0mm-38.1mm)	1.45"-1.65" (36.8mm-41.9mm)	—	

Wiring diagrams by NEMA configurations

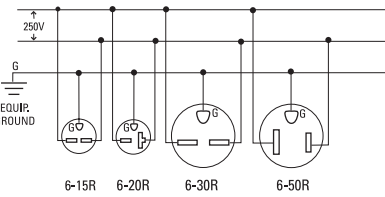
2-pole, 2-wire non-grounding: 125V



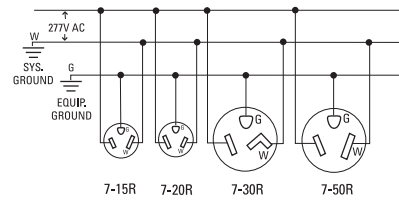
2-pole, 3-wire grounding: 125V



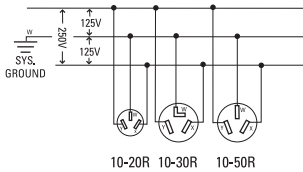
2-pole, 3-wire grounding: 250V



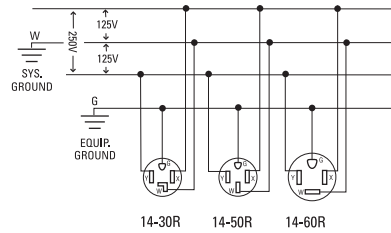
2-pole, 3-wire grounding: 277V AC



3-pole, 3-wire non-grounding: 125/250V

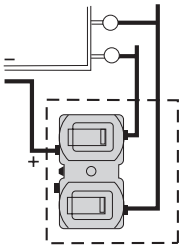


3-pole, 4-wire grounding: 125/250V

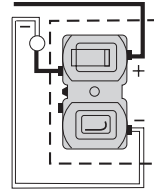


Combination devices

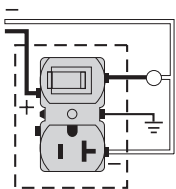
2 Single-pole switches



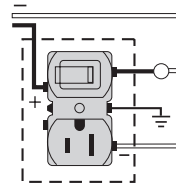
Single-pole switch and neon pilot light



Single-pole switch and 2-pole, 3-wire 20A U grounding receptacle



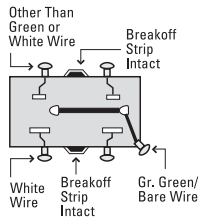
Single-pole switch and 2-pole, 3-wire U grounding receptacle



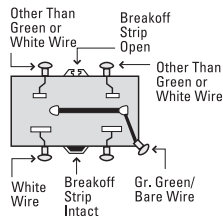
Receptacles

15A-125V

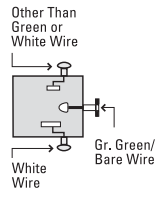
1 Circuit Duplex Receptacle



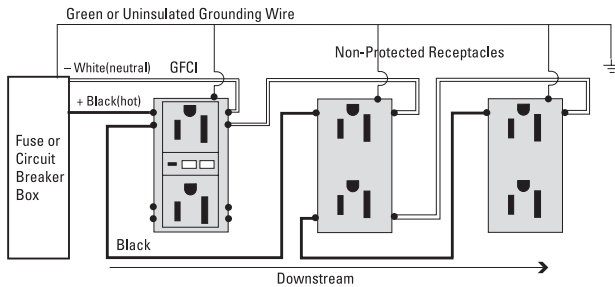
Split Circuit Duplex Receptacle



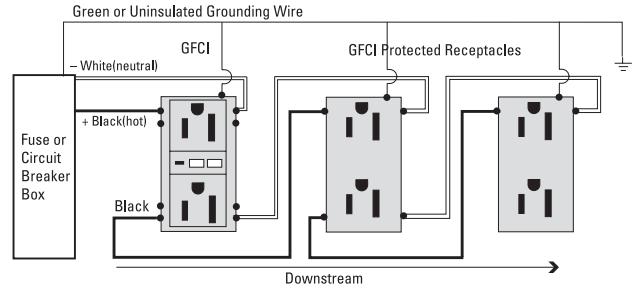
1 Circuit Single Receptacle



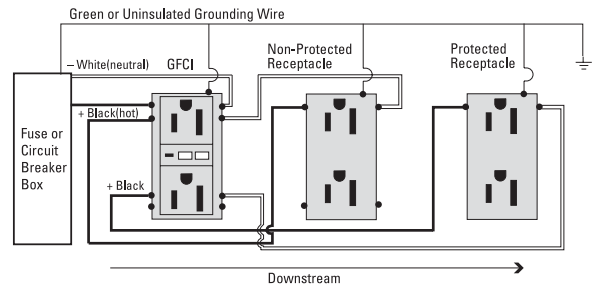
GFCI: feed-through installation with non-protected receptacles downstream



GFCI: feed-through installation with protection provided downstream

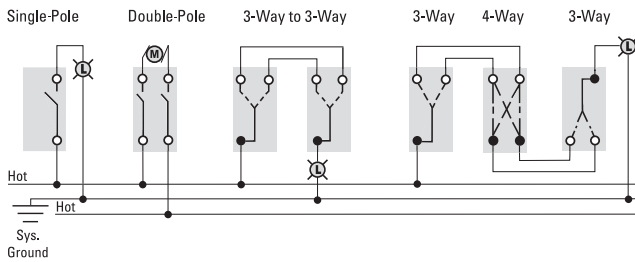


GFCI: feed-through installation with both protected and non-protected receptacles downstream

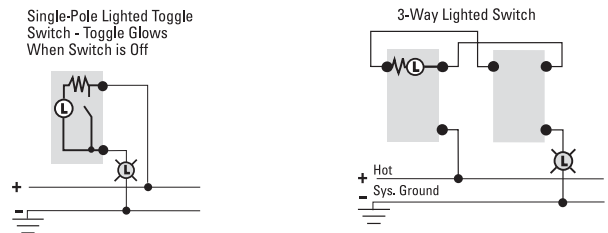


Switches

AC Switches & standard switches



Lighted switch, single-pole and 3-way



Dimmers & fan speed controls

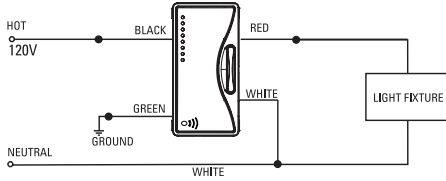
Z-Wave wireless collection

Dimmer with neutral

RF9536-N, RF9537-N (also FLR), RF9540-N (also LED, CFL, FLR)

INC, MLV, ELV

Single-pole



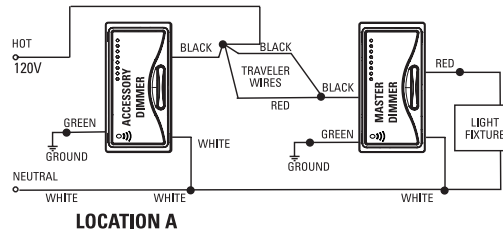
Z-Wave wireless collection

Dimmer with neutral

RF9536-N, RF9537-N (also FLR), RF9542-Z, RF9540-N (also LED, CFL, FLR)

INC, MLV, ELV

Multi-location



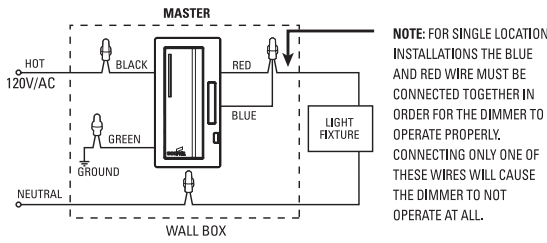
Z-Wave wireless collection, Aspire, Electronic

Dimmer without neutral

RF9534, RF9536, 9534, 9536, 9537, AIM10

INC, MLV, ELV

Single-pole



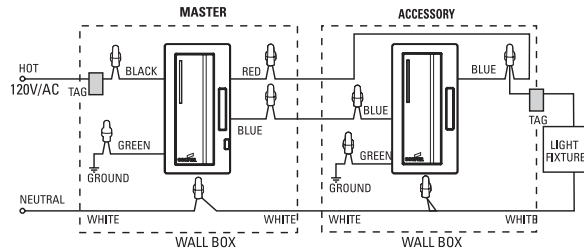
Z-Wave wireless collection, Aspire, Electronic

Dimmer without neutral

RF9534, RF9536, RF9542, 9534, 9536, 9537, 9542, AIM10, ARD

INC, MLV, ELV

Multi-location



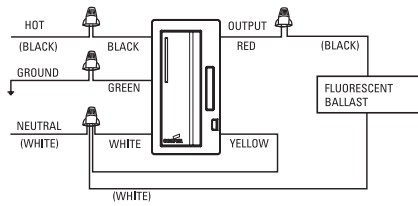
Electronic

Dimmer with neutral

AF10

FLR

Single-pole



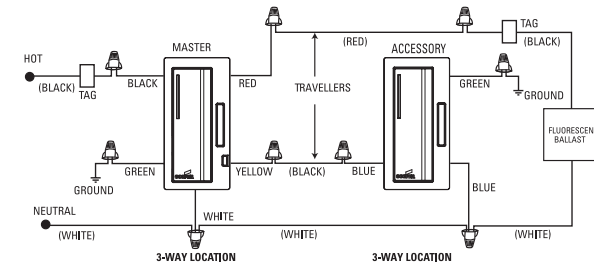
Electronic

Dimmer with neutral

AF10, ARD

FLR

Multi-location



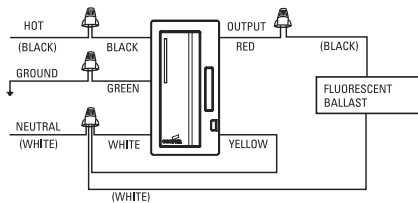
Electronic

Dimmer with neutral

AAL06

INC, MLV, ELV, FLR, LED, CFL

Single-pole



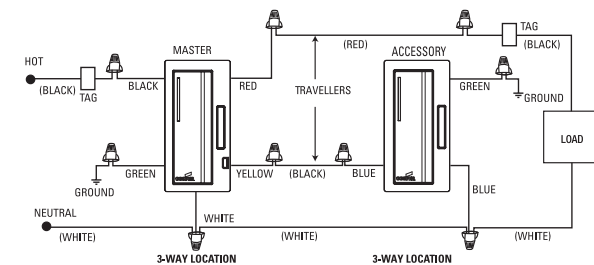
Electronic

Dimmer with neutral

AAL06, ARD

INC, MLV, ELV, FLR, LED, CFL

Multi-location

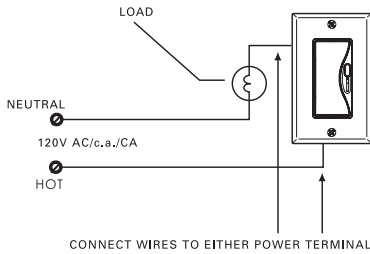


Dimmers & fan speed controls

Aspire

Slide dimmer
9530, 9531, 9532, 9533

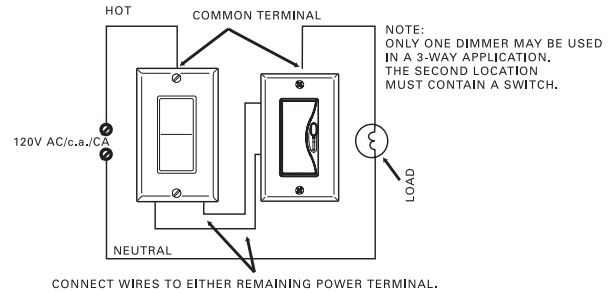
INC, MLV, ELV
Single-pole



Aspire

Slide dimmer
9530, 9531, 9532, 9533

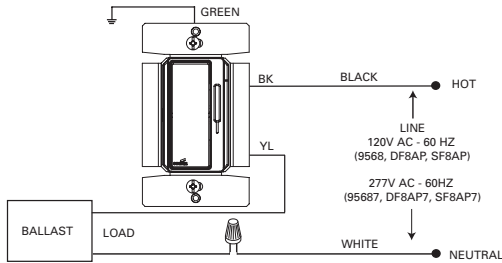
INC, MLV, ELV
3-way



Aspire, Decorator, Slide

Slide dimmer
9568, 95687, DF8AP, DF8AP7, SF8AP7

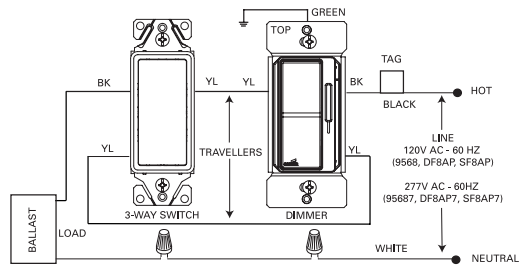
FLR
Single-pole



Aspire, Decorator, Slide

Slide dimmer
9568, 95687, DF8AP, DF8AP7, SF8AP7

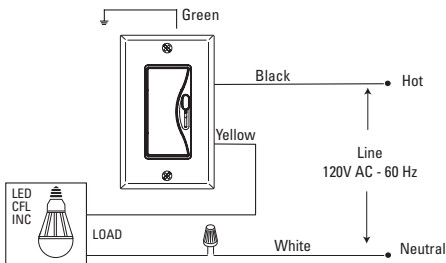
FLR
3-way



Aspire

Slide dimmer
9573

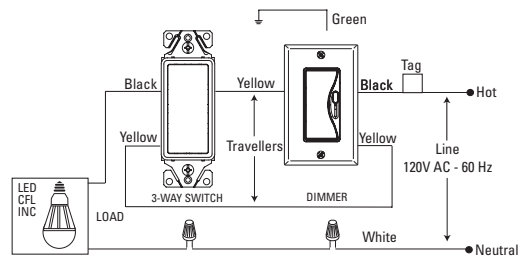
LED, CFL, INC
Single-pole



Aspire

Slide dimmer
9573

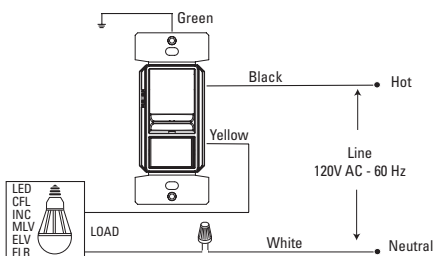
LED, CFL, INC
3-way



Decorator, Slide

Slide dimmer
DAL06P, SAL06P

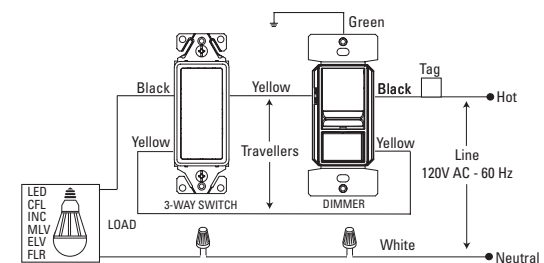
INC, MLV, ELV, FLR, LED, CFL
Single-pole



Decorator, Slide

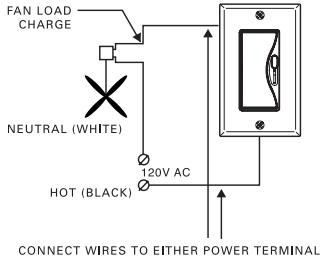
Slide dimmer
DAL06P, SAL06P

INC, MLV, ELV, FLR, LED, CFL
3-way

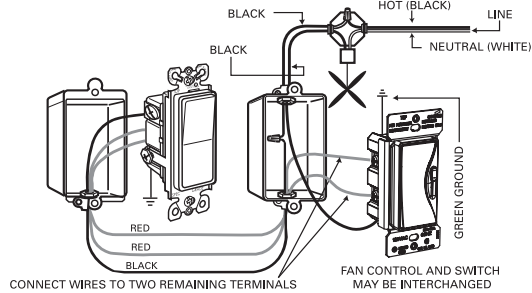


Dimmers & fan speed controls

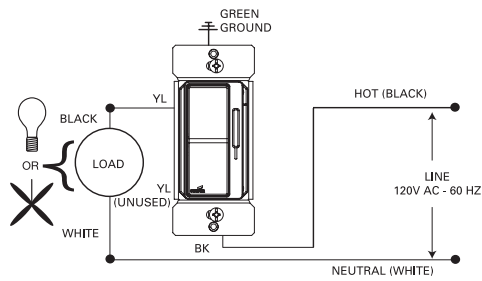
Aspire 3 speed & fully variable
Slide fan Single-pole
9544, 9543



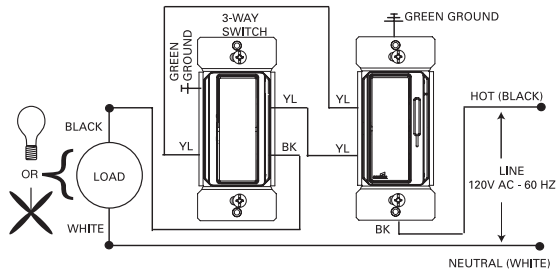
Aspire 3 speed & fully variable
Slide fan 3-way
9544, 9543



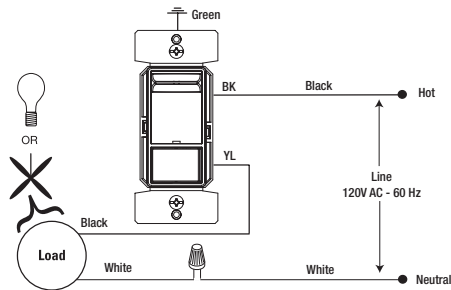
Decorator INC, MLV
Dimmer & fan Single-pole
DI10P, DFS15P



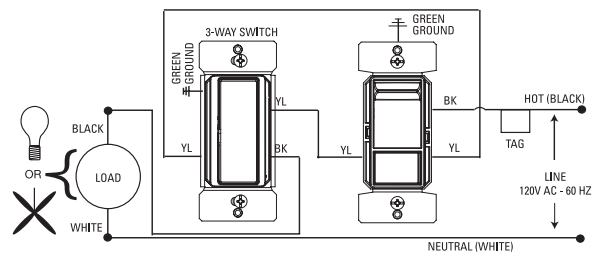
Decorator INC, MLV
Dimmer & fan 3-way
DI10P, DFS15P



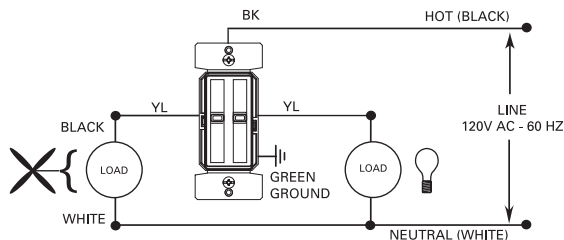
Slide INC, MLV
Dimmer & fan Single-pole
SI061, SI10P, SFS15P, SFS5P, SFS5



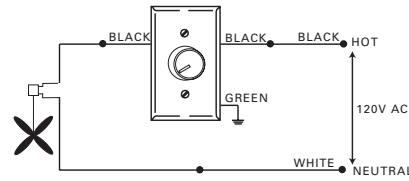
Slide INC, MLV
Dimmer & fan 3-way
SI10P, SFS15P, SFS5P, SFS5



Slide 3 speed, INC
Slide fan/dimmer Single-pole
SDC15



Toggle, Rotary Fully variable
Toggle & rotary fan Single-pole
TFS5, RFS5, RFS15

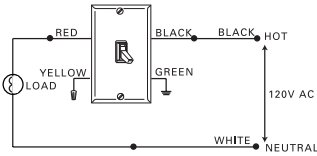


Dimmers & fan speed controls

Toggle

Toggle dimmer
TI061, TI061L, TI3101, TI3101L

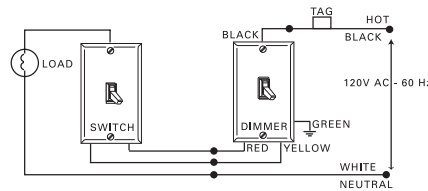
INC
Single-pole



Toggle

Toggle dimmer
TI061, TI061L, TI3101, TI3101L

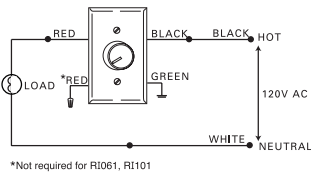
INC
3-way



Rotary

Rotary dimmer
RI061, RI101, RI06P, RI06PL

INC
Single-pole

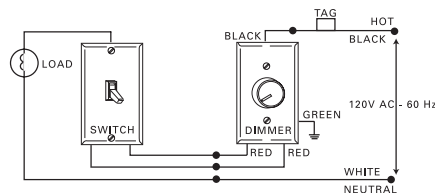


*Not required for RI061, RI101

Rotary

Rotary dimmer
RI06P, RI06PL

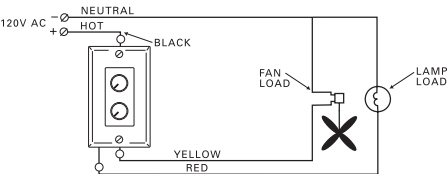
INC
3-way



Rotary

Rotary fan/dimmer
RDC15, RDC25

4 Speed/INC & Fully Variable/INC
Single-pole

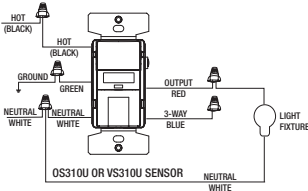


Occupancy & vacancy sensors

Sensor switch

OS310U, VS310U

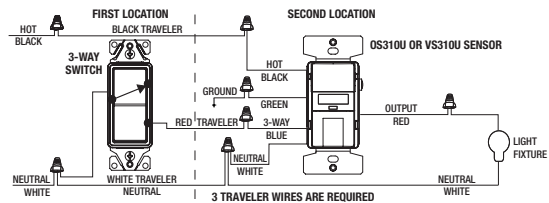
All load types
Single-pole



Sensor switch

OS310U, VS310U

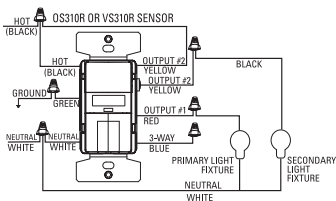
All load types
3-way



Dual switch

OS310R, VS310R

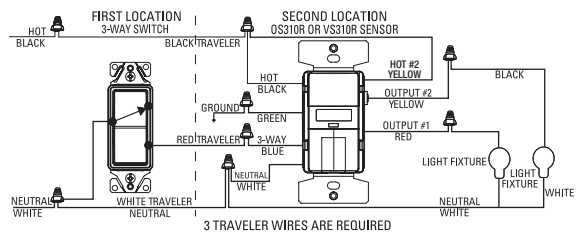
All load types
Single-pole



Dual switch

OS310R, VS310R

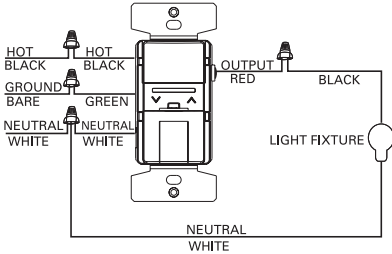
All load types
3-way



Occupancy & vacancy sensors

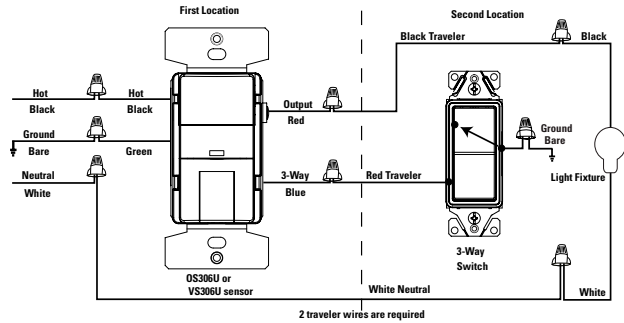
Sensor dimmer
OS106D1, VS106D1

INC, MLV
Single-pole



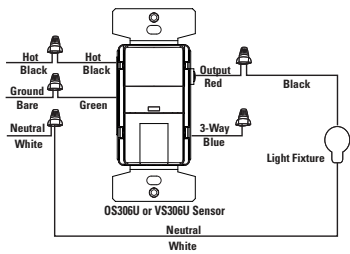
Standard sensor
OS306U, VS306U

INC, MLV, ELV, FLR, LED, CFL
3-Way with sensor in location with hot wire



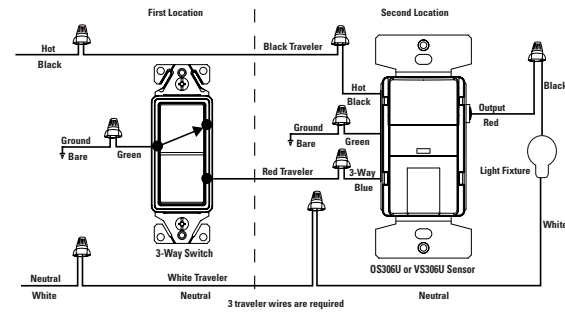
Standard sensor
OS306U, VS306U

INC, MLV, ELV, FLR, LED, CFL
Single-pole



Standard sensor
OS306U, VS306U

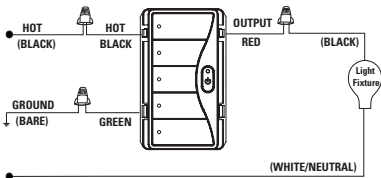
INC, MLV, ELV, FLR, LED, CFL
3-Way with switch in location with hot wire



Timers

Aspire, Electronic
Timers
9590, 9591, PT18M, PT18H

INC, MLV, ELV, FLR, LED, CFL
Single-pole

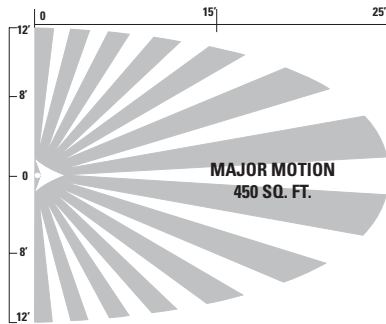


Occupancy & vacancy sensor coverage areas

Standard series

Sensor: OS306U, VS306U

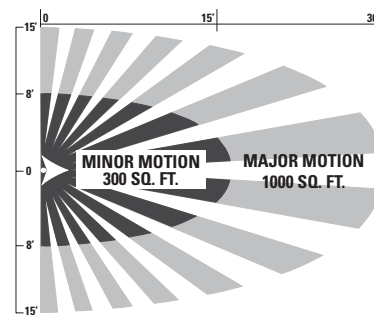
All load types



Sensor switch

OS310U, VS310U, OS310R, VS310R, OS106D1, VS106D1

All load types



Matching the dimmer to the load

A large selection of lighting sources are available in today's lighting environment. These sources have specific individual characteristics which require mating a particular dimmer for each load type (source). For proper use it is important to pick a dimmer that is designed and UL tested for that specific lighting load type.



Incandescent/halogen

Line-voltage tungsten filament lamps, including line-voltage (120V) halogen lamps
Electrical characteristic: resistive
Special requirements: rated for cold filament inrush.



Magnetic Low-Voltage (MLV)

Magnetic transformer-supplied low-voltage lighting (6 volt, 12 volt, or 24 volt)
Electrical characteristic: inductive
Special requirements: symmetric cycles ($VDC \leq 2$), smooth turn off
Include transformer losses when calculating the load.



Electronic Low-Voltage (ELV)

Electronic (solid-state) transformer-supplied low-voltage lighting
Electrical characteristic: capacitive
Special characteristic: very smooth turn on.
Neutral wire connection required.



Fluorescent (FLR)

Electronic fluorescent dimming ballast
Special dimmers are designed and UL listed to send power and control signals to each type of electronic fluorescent dimming ballast.



Light Emitting Diode (LED)

Electronic LED driver special dimmers are designed to send power and control signals to each type of electronic LED drive.
Special requirements: LED light source must be properly matched to LED driver, and LED driver must meet control spec for control type.



Fan controls

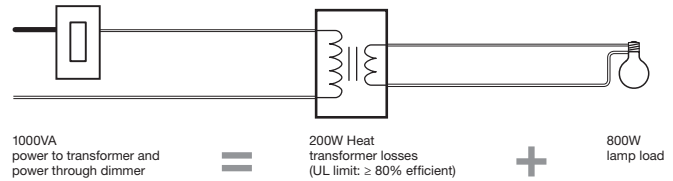
There are two styles of fan control. Select the one that is right for your application:

- | | |
|---|---|
| Fully variable | Quiet 3-speed |
| • Fully variable fan speed | • Three speeds plus off |
| • Used for controlling one or more ceiling fan(s) or exhaust fan(s) | • Will not cause fan motor hum |
| | • Used for controlling one ceiling fan only |

Consult with Eaton's Wiring Devices for driver compatibility: www.eaton.com/wiringdevices.

Magnetic low-voltage dimmer ratings

The stated VA (volt-ampere) rating is the rated capacity of the dimmer which includes the magnetic transformer heat losses and the lamp load. A CORE™ SAVANT dimmer UL listed for 1000VA can be loaded with a full 1000VA of lamp load. A transformer dissipates up to 20% of the connected load as heat. Better transformers dissipate less than 10% as heat. Added together, the lamp load and the transformer loss determine the dimmer capacity required. See the example below.



Electronic low-voltage dimmer ratings

Electronic Low-Voltage transformers do dissipate some heat. These inefficiencies are small enough to be accounted for in the dimmer rating. A CORE dimmer UL listed for 600W can be loaded with a full 600W of lamp load. If ganged with other dimmers, standard derating rules apply.

Heat dissipation

During normal operation, dimmers will get warm to the touch. Wallbox dimmer efficiency is typically around 99%; the remaining 1% is dissipated as heat. Therefore, a 600W load on a 600W dimmer would produce around 6 watts of heat. Operating on its rated load, CORE dimmers will stay below the UL limits of 140°F (60° C). Use screwless wallplates to avoid contact with metal screws that may feel warm to the touch.

Single-Pole



Single-pole dimmers provide control from one location.

3-way/4-way



3-Way dimmers adjust the light level from one location. When used with 3-way and 4-way switches, the lights can be turned on to the dimmer level or off from many locations.

Multi-location

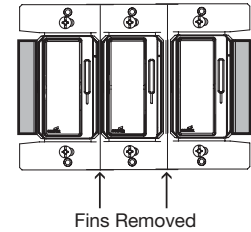


Multi-location dimmers can be used with dimmers for full dimming control of the lights from two or more locations.

Ganging and Derating Dimmers

A typical dimmer is wider than a switch. This increased size helps the dimmer dissipate internal heat which is normal to operation.

Dimmers can be ganged together such that the space is the same as for switches. A portion of the fins (heat sink) must be removed. The fins are grooved to make the removal of fins easy with a pair of pliers. The removal of these fins reduces the wattage capacity (load) the dimmer can control. Derating information is provided in the “CORE Derating Chart.” The dimmer can be loaded with the full derated capacity indicated.



Dimmer derating chart

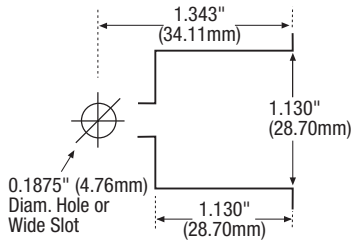
Dimmers	Single-gang	Double-gang	Triple-gang or more
Toggle			
Incandescent	600W	600W	600W
Incandescent	1000W	900W	800W
Fully variable fan	5A	5A	5A
Rotary			
Incandescent	600W	600W	600W
Incandescent	1000W	900W	800W
Dual 4-speed/dimmer	2.5A / 300W	2.5A / 300W	2.5A / 300W
Dual 4-speed/dimmer	1.5A / 300W	1.5A / 300W	1.5A / 300W
3-Speed fan	1.5A	1.5A	1.5A
Fully variable fan	5A	5A	5A
Toggle w/preset			
Incandescent	600W	600W	600W
Magnetic low-voltage	600VA	600VA	600VA
Fluorescent	Refer to Spec sheet for more information		
Electronic low-voltage	600W	600W	600W
LED/CFL	300W	300W	300W
Slide			
Incandescent	600W	500W	500W
Incandescent	1000W	850W	650W
Magnetic low-voltage	600VA	500VA	500VA
Magnetic low-voltage	1000VA	850VA	650VA
Fluorescent	8.3A	6.6A	5.4A
Dual 3-speed/dimmer	1.5A / 300W	1.5A / 300W	1.5A / 300W
3-Speed fan	1.5A	1.5A	1.5A
Fully variable fan	5A	5A	5A
LED/CFL	300W	300W	300W
Decorator			
Incandescent	600W	500W	500W
Incandescent	1000W	800W	650W
Magnetic low-voltage	600VA	500VA	500VA
Magnetic low-voltage	1000VA	800VA	650VA
Electronic low-voltage	600VA	600VA	600VA
Fluorescent	8.3A	6.6A	5.4A
3-Speed fan	1.5A	1.5A	1.5A
LED/CFL	300W	300W	300W

Dimmers	Single-gang	Double-gang	Triple-gang or more
Electronic			
Incandescent	1000W	800W	800W
Magnetic low-voltage	1000VA	800VA	800VA
Fluorescent	8.3A	6.6A	6.6A
Electronic			
Incandescent	600W	550W	500W
Magnetic low-voltage	600W	550W	500W
Fluorescent	Refer to Spec sheet for more information		
LED/CFL	300W	300W	300W
Aspire slide			
Incandescent	600W	600W	600W
Incandescent	1000W	900W	800W
Magnetic low-voltage	600VA	600VA	600VA
Magnetic low-voltage	1000VA	900VA	800VA
Electronic low-voltage	600VA	600VA	600VA
Electronic low-voltage	1000VA	900VA	800VA
Fluorescent	8.3A	6.6A	5.4A
3-Speed fan	1.5A	1.5A	1.5A
Fully variable fan	5A	5A	5A
Aspire			
Incandescent	600W	600W	500W
Incandescent	1000W	800W	700W
Magnetic low-voltage	600VA	600VA	500VA
Magnetic low-voltage	1000VA	800VA	700VA
Electronic low-voltage	600VA	600VA	500VA
Electronic low-voltage	1000VA	800VA	700VA
Fluorescent	8.3A	6.6A	6.6A
Z-Wave wireless collection			
Incandescent	600W	600W	600W
Incandescent	1000W	800W	800W
Incandescent (no neutral)	600W	600W	600W
Incandescent (no neutral)	1000W	800W	800W
Magnetic low-voltage	600VA	600VA	600VA
Magnetic low-voltage	1000VA	800VA	800VA
Electronic low-voltage	600VA	600VA	600VA
Electronic low-voltage	1000VA	800VA	800VA
Fluorescent	1000VA	800VA	800VA
LED/CFL	300W	300W	300W
Dimming sensors			
Incandescent	600W	600W	600W
Magnetic low-voltage	600VA	600VA	600VA

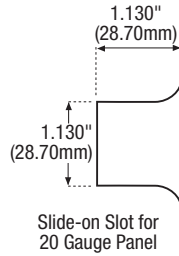
Fluorescent lampholder panel cutout dimensional data

Panel cutouts

2500, 2501, 2503, 2504

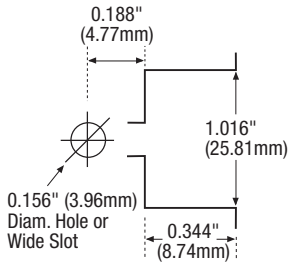


2505, 2506

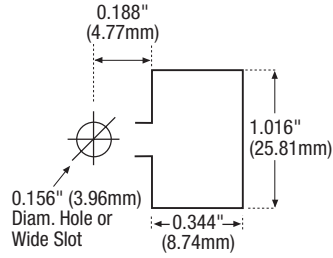


Panel cutouts

2509, 2510



924



Slide on Slot for
20 Gauge Panel



NAFTA compliant products meet specifications at time of print. Product listing subject to change.

For specific product details, visit www.arrowhart.com or email cwdmarketing@eaton.com.



Buy American Provision, American Recovery and Reinvestment Act (ARRA) (Section 1605)

ARRA Section 1605 establishes requirements for federal government projects funded with stimulus monies: "None of the funds appropriated or otherwise made available by [the ARRA] may be used for a project for the construction, alteration, maintenance, or repair of a public building or public work unless all of the iron, steel, and manufactured goods used in the project are produced in the United States." Iron and steel used as components or subcomponents of other manufactured construction materials do not need to be produced in the United States. There is no requirement that components and subcomponents be U.S.-origin provided the manufactured construction material is "produced in the United States." (FAR 25.001(c)(4)) Section 1605 does not contain a domestic cost requirement. However, the government has not defined "produced" for purposes of the ARRA Buy American provision. Many commentators have adopted the "substantial transformation" test to determine whether a manufactured article is "produced" in the United States for purposes of Section 1605. Section 1605 contains a requirement that the Buy American provision be applied in a manner consistent with U.S. obligations under international agreements. As a result, national treatment is extended to products from countries with which the United States has entered a free trade agreement (e.g., Canada, Mexico, Bahrain, Chile, etc.) and to products from countries that have signed the WTO Government Procurement Agreement. National treatment is also extended to least developed countries (LDCs) (e.g., Bhutan, Mali, Zambia, etc.) but not to Caribbean basin countries (e.g., Belize, Haiti, Bahamas, etc.). Products that are identified as NAFTA compliant may qualify under the Buy American Act or ARRA program guidelines. Consult specific project guidelines and compliance requirements to assure suitability for your project needs.

Buy American Act (US Code, Title 41, Section 10 (a-d))

The Buy American Act (often BAA, not to be confused with the Buy America (no "n") Act) applies to all U.S. federal government agency purchases of goods over certain contract thresholds. The BAA restricts purchases of supplies and construction materials to domestic products, unless an exception or waiver applies. Unmanufactured products must be mined or produced in the United States. There is a two-part test for manufactured articles: (1) article must be manufactured in the United States, and (2) cost of U.S. components must exceed 50% of the cost of all components in the item. Note: this calculation does not include labor and overhead for final assembly in the United States. The component cost test is waived for commercial-off-the-shelf (COTS) items. (FAR 25.001(c)(1)). BAA waivers may be available, often at the discretion of the contracting officer.



Restriction of the use of certain hazardous substances (RoHS)

Parts are manufactured and designed in accordance with article 4 of the European Union's RoHS2 directive 2011/65/EU



Today's home

Whether a home's style is traditional, modern, casual, cozy or rustic, it will demand more from wiring devices than in years past. Eaton's Wiring Devices is dedicated to providing the up-to-date wiring device solutions that today's homes need.

2010 Southern Living Idea House, Abercorn Place, featuring Aspire wiring devices



Advanced energy saving solutions

From multiple functionality occupancy and vacancy sensors to wireless RF controls, smart dimmers and timers, Eaton's Wiring Devices offers advanced technology energy-saving devices to address "green" initiatives.



Functional safety & comfort solutions

From children to aging baby boomers keeping their independence, providing built-in low-level area lighting is an important issue today—one easily solved by using multifunctional nightlight devices.



Child safety tamper resistant solutions

Tamper resistant receptacles not only provide code compliance, but they also help keep curious children safe by delivering automatic, continual protection from electrical injury as a result of inserting foreign objects.

Arrow Hart

A distinguished heritage of industrial & commercial solutions



Leadership and innovation have been the foundation of our company for over 120 years. We are continuing to set new industry standards for delivering high performance and expertly-designed wiring devices that provide solutions for virtually every industrial and commercial need.

No other manufacturer can boast the range and diversity of wiring device products we have available: a solid portfolio of quality devices covering a diverse range of specification and hospital grade wiring device solutions for industrial, institutional and commercial applications.

Visit Eaton's Wiring Devices online for full-service, 24/7 access:

- Extensive product and keyword search capability
- Multiple navigation paths to product information: product category, solutions, markets and brands
- Access to product literature, videos, configurators, and interactive product selectors

See it all online at www.eaton.com/wiringdevices.



Index

AAL06.....	A-24	PJ263.....	C-18	RFTR9505-T.....	A-10	SGFS15__MSP.....	B-35
AF10.....	A-25	PJ264.....	C-18	RFWC5.....	A-6	SI10P.....	A-27
AH5364.....	B-48	PJ265.....	C-18	RFWC5K.....	A-6	SI061.....	A-27
AH5369.....	B-48	PJ266.....	C-18	RI06P.....	A-29	SI106P.....	A-27
AH5464.....	B-48	PJ703.....	B-39, B-42, C-21	RI06PL.....	A-29	STC1.....	C-22
AH5469.....	B-48	PJ720.....	C-21	RI061.....	A-29	STC7.....	C-22
AH5666.....	B-48	PJ724.....	B-39, B-42, C-21	RI101.....	A-29	STC8.....	C-22
AH5669.....	B-48	PJ826.....	C-20	RKRC-__BP.....	A-29	STC14.....	C-22
AH5965.....	B-48	PJS1.....	C-16	RKRD-__BP.....	A-29	STC26.....	C-22
AH5969.....	B-48	PJS2.....	C-16	RKRL-__BP.....	A-29	STE1.....	C-22
AIM10.....	A-25	PJS3.....	C-16	S20.....	B-45	STE7.....	C-22
AMC-__BP.....	A-25	PJS4.....	C-16	S21.....	B-40	STE8.....	C-22
ARC-__BP.....	A-25	PJS8.....	C-17	S41.....	B-44	STE14.....	C-22
ARD.....	A-25	PJS26.....	C-18	S42.....	B-44	STE26.....	C-22
BP331BB.....	B-67	PJS262.....	C-18	S80.....	B-40	TAL06P1.....	A-24
C386.....	B-64	PJS263.....	C-18	S591.....	B-62	TFS5.....	A-28
C1746.....	F-2	PJS264.....	C-18	S759W-CD.....	B-58	TI061.....	A-28
CHSPT2MICRO.....	E-4	PJS265.....	C-18	S768-6W.....	B-58	TI061L.....	A-28
CHSPT2ULTRA.....	E-4	PJS266.....	C-18	S768W.....	B-58	TI3101.....	A-28
CSB115ST.....	B-5	PT1HK-__P.....	A-40	S788W.....	B-58	TI3101L.....	A-28
CSB315ST.....	B-5	PT1MK-__P.....	A-40	S860W.....	B-58	TR270.....	B-25
DAL06P.....	A-24	PT2HK-__P.....	A-40	S865W.....	B-58	TR270-9.....	B-25
DCK1.....	A-26	PT2MK-__P.....	A-40	S1174-6W.....	B-58	TR274.....	B-17
DF8AP.....	A-26	PT3HK-__P.....	A-40	S1174W.....	B-58	TR291.....	B-17
DF8AP7.....	A-26	PT3MK-__P.....	A-40	S1951.....	C-29	TR293.....	B-17
DF10P.....	A-26	PT4HK-__P.....	A-40	S1951W.....	C-29	TR370.....	B-25
DFS15P.....	A-30	PT4MK-__P.....	A-40	S1952.....	C-29	TR775W.....	B-28
DI10P.....	A-26	PT5HK-__P.....	A-40	S1952W.....	C-29	TR780W.....	B-28
GFER.....	C-25	PT5MK-__P.....	A-40	S1954.....	C-29	TR817.....	B-23
IG1208.....	E-3	PT18H.....	A-40	S1961.....	C-29	TR1107.....	B-24
IG1210.....	E-3	PT18M.....	A-40	S1961W.....	C-29	TR1107-9.....	B-24
IG5262__S.....	E-3	RDC15.....	A-29	S1962.....	C-29	TR1307.....	B-24
IG5362__S.....	E-3	RDC25.....	A-29	S2962.....	C-29	TR1877.....	B-23
IG8200HG__S.....	E-3	RF8522.....	A-9	S2962W.....	C-29	TR5797.....	B-28
IG8300HG__S.....	E-3	RF9500.....	A-9	S2966.....	C-29	TR6250.....	B-23
OS106D1.....	A-34	RF9501.....	A-9	S2966W.....	C-29	TR6350.....	B-23
OS306U.....	A-37	RF9517.....	A-9	S2983.....	C-29	TR7730.....	B-15
OS310R.....	A-35	RF9518.....	A-9	S3962.....	C-29	TR7735.....	B-18
OS310U.....	A-36	RF9520.....	A-9	S3962W.....	C-29	TR7736.....	B-18
P19-W.....	A-31	RF9534.....	A-8	S3966.....	C-29	TR7740.....	B-14
PF19-W.....	A-31	RF9536.....	A-8	S3966BK.....	C-29	TR7741.....	B-14
PJ1.....	C-16	RF9536-N.....	A-8	S3966W.....	C-29	TR7745.....	B-14
PJ2.....	C-16	RF9537-N.....	A-8	SA155.....	B-53	TR7746.....	B-14
PJ3.....	C-16	RF9540-N.....	A-7	SA399.....	B-53	TRAFCl15.....	B-22
PJ4.....	C-16	RF9542.....	A-8	SA540.....	B-53	TRAFCl20.....	B-22
PJ5.....	C-16	RF9542-Z.....	A-8	SA940.....	B-53	TRCR15.....	B-23
PJ6.....	C-16	RF9575.....	A-5	SA940W.....	B-53	TRCR20.....	B-23
PJ7.....	C-21	RFAPM.....	A-11	SA993.....	B-53	TRSGF15.....	B-32
PJ8.....	C-17	RFAS01AW.....	A-5	SAL06P.....	A-24	TRSGF15F.....	B-34
PJ11.....	C-19	RFAS01DW.....	A-5	SCK1-__BP.....	A-36	TRSGF15__M.....	B-32
PJ13.....	C-19	RFAS05AW.....	A-5	SCKD-__BP.....	A-34	TRSGF20.....	B-32
PJ14.....	C-19	RFAS05DW.....	A-5	SCKR-__BP.....	A-35	TRSGF20F.....	B-34
PJ18.....	C-20	RFAS40AW.....	A-5	SDC15.....	A-30	TRSGFNl15.....	B-18, B-32
PJ23.....	C-19	RFAS40DW.....	A-5	SF8AP7.....	A-27	TRSGFNl20.....	B-18, B-32
PJ26.....	C-18, E-3	RFASAPMAW.....	A-5	SF10P.....	A-27	TWR270.....	B-25
PJ261G.....	E-3	RFASAPMDW.....	A-5	SFS5P.....	A-30	TWRSGF15.....	B-32
PJ28.....	C-20	RFASLDMAW.....	A-5	SFS15P.....	A-30	TWRSGF15F.....	B-34
PJ82.....	C-17	RFASLDMDW.....	A-5	SGF15.....	B-33	TWRSGF20.....	B-32
PJ113.....	C-20	RFHDCSG.....	A-4	SGF15F.....	B-34	TWRSGF20F.....	B-34
PJ126.....	C-20	RFLDM.....	A-11	SGF15__M.....	B-33	U1263.....	B-41
PJ138.....	C-20	RFS5.....	A-29	SGF20.....	B-33	VS106D1.....	A-34
PJ226.....	C-20	RFS15.....	A-29	SGF20F.....	B-34	VS306U.....	A-37
PJ262.....	C-18	RFSEL.....	A-4	SGFD20.....	B-35	VS310R.....	A-35

Index

VS310U.....	A-36	1465Y.....	B-66	2160.....	C-25	442.....	B-9
WIU-1.....	C-28	1467.....	B-63	2161.....	C-25	449NP.....	B-9
WIU-1D.....	C-28	1482.....	F-2	2162.....	D-12	452.....	B-10
WIU-1HX.....	C-28	1709.....	B-52	2163.....	C-11	460.....	B-9
WIU-1VX.....	C-28	1747.....	F-2	2164.....	C-11	467.....	B-63
WIU-1W.....	C-28	1792.....	F-2	2165.....	C-11	469B.....	B-66
WIU-1WHX.....	C-28	1877.....	B-23	2166.....	C-11	4132.....	C-15
WIU-1WVX.....	C-28	1912.....	B-54	2168.....	B-39, B-42, C-14	4134.....	C-15
WIU-2.....	C-28	222.....	B-52	2173.....	C-14	4137.....	C-15
WIU-2W.....	C-28	231.....	C-25	2174.....	C-14	4138.....	C-15
WIU-2WX.....	C-28	232.....	C-25	2227.....	B-49	4139.....	C-15
WIU-2X.....	C-28	270.....	B-25	2228.....	B-49	4150.....	C-15
WRSGF15.....	B-32	270-9.....	B-25	2229.....	B-49	4170.....	C-15
WRSGF15F.....	B-34	271.....	B-16	2231.....	C-25	4171.....	C-15
WRSGF20.....	B-32	275.....	B-16	2500W.....	B-60	4227.....	B-51
WRSGF20F.....	B-34	276.....	B-16	2501W.....	B-60	4228.....	B-51
112.....	B-38	277.....	B-16	2503W.....	B-61	4229.....	B-51
125.....	B-38	294.....	B-16	2504W.....	B-61	4270.....	B-25
145.....	B-62	298.....	B-26	2506W.....	B-61	4400.....	F-2
153.....	C-25	29CL.....	F-3	2507W.....	B-61	4402.....	F-2
183.....	B-52	2028.....	C-19	2509W.....	B-61	4409.....	B-51
183-6.....	B-52	2029.....	C-19	2510W.....	B-61	4409AN.....	B-51
1054.....	B-66	2031.....	C-17	2600.....	B-55	4509.....	B-51
1071.....	B-63	2032.....	C-17	2601.....	B-55	4509AN.....	B-51
1078-25.....	B-63	2034.....	C-16	2601-6.....	B-55	458BD.....	B-9
1078-50.....	B-63	2037.....	C-19	2607.....	B-29	458NP.....	B-9
1107.....	B-24	2038.....	C-20	2609.....	B-29	4862.....	B-50
1107-9.....	B-24	2039.....	C-16	2728.....	C-24	4866.....	B-51
1146.....	F-2	2041.....	C-16	2729.....	C-24	4866AN.....	B-51
1147.....	F-2	2050.....	C-17	2731.....	C-23	4867.....	B-51
1147LT.....	F-2	2051.....	C-18	2741.....	C-23	4867AN.....	B-51
1156CG.....	E-5	2052.....	C-18	2750.....	C-23	4867ANW.....	B-51
1162CG.....	E-5	2053.....	C-20	2751.....	C-23	4867BK.....	B-51
1172.....	D-13	2054.....	C-16	2809.....	B-49	4882.....	B-50, B-52
1176V.....	E-5	2063.....	C-18	2836.....	B-45	4887.....	B-51
1177CG.....	E-5	2064.....	C-18	2839.....	B-50	4887BK.....	B-51
1192.....	F-2	2068.....	B-39, B-42, C-21	2866.....	B-49	58.....	B-39
1208.....	E-3	2072.....	D-13	2867.....	B-49	5068.....	B-39, B-42, C-21
1209W.....	D-8	2076-16.....	D-16	2887.....	B-49	5128.....	C-13
1210.....	E-3	2078-T6.....	D-16	2982.....	B-59	5129.....	C-12
1212.....	B-39	2128.....	C-13	307.....	B-67	5131.....	C-10
1219.....	F-2	2129.....	C-12	309-100.....	B-67	5132.....	C-10
1225.....	B-39	2131.....	C-10	315.....	B-67	5134.....	C-9
1232.....	B-41	2132.....	C-10	331NP.....	B-67	5137.....	C-12
1233.....	B-41, C-14	2134.....	C-9	32B.....	B-38, C-14	5138.....	C-13
1234.....	B-41, C-14	2137.....	C-12	35M1.....	D-9	5139.....	C-9
1242-7.....	B-6	2138.....	C-13	35M2.....	D-9	5141.....	C-9
1252.....	B-42	2139.....	C-9	35M2S.....	D-8	5150.....	C-10
1253.....	B-42, C-14	2141.....	C-9	35MRW.....	D-9	5151.....	C-11
1254.....	B-42, C-14	2142.....	C-23	38B.....	B-38, C-14	5152.....	C-11
1257.....	B-38, C-14	2144.....	C-23	3123.....	B-54	5153.....	C-13
1258.....	B-38, C-14	2148.....	C-24	3521-4.....	D-13	5154.....	C-9
1263.....	B-41, C-14	2149.....	C-23	3532-4.....	D-13	5158.....	C-14
1264.....	B-44	2150.....	C-10	3533-4.....	D-13	5159.....	C-13
1301.....	B-6	2151.....	C-11	3535-4.....	D-13	5169.....	B-43, C-14
1301-7.....	B-6	2152.....	C-11	3536-4.....	D-13	5170.....	C-13
1301-7LT.....	B-6	2153.....	C-13	3547-4.....	D-13	5171.....	C-13
1301-9.....	B-6	2154.....	C-9	3560-4.....	D-12	5221-7.....	B-7
1301-73.....	B-6	2155.....	C-9	3562.....	D-12	5223-7.....	B-7
1303.....	B-6	2156.....	C-9	3809.....	B-49	5250_S.....	E-3
1303-7.....	B-6	2157.....	C-13	3925.....	B-59	5262_S.....	E-3
1303-7LT.....	B-6	2158.....	C-14	400.....	F-2	5270.....	B-27
1303-9.....	B-6	2159.....	C-13	419.....	F-2	5350_S.....	E-3

Index

5362__S.....	E-3	84-6.....	B-52	9536.....	A-15	93851.....	C-24
5510__MSP.....	D-5	805V.....	B-43	9537.....	A-15	93852.....	C-24
5520__MSP.....	D-5	808.....	B-65	9540-N.....	A-15	93871.....	C-23
5521-5E.....	D-5	817.....	B-23	9542.....	A-15	93872.....	C-23
5522-5E.....	D-5	8200__S.....	E-3	9543.....	A-17	93873.....	C-23
5523-5E.....	D-5	8300__S.....	E-3	9544.....	A-17	93874.....	C-23
5530__MSP.....	D-5	914.....	F-3	9568.....	A-16	93891.....	C-23
5540__MSP.....	D-5	917ABD.....	B-59	9573.....	A-16	93896.....	C-24
5546-6.....	D-4	924W.....	B-61	9590.....	A-18	93901.....	C-17
5547-3E.....	D-4	925.....	B-59	9591.....	A-18	93902.....	C-17
5547-5E.....	D-4	925ABD.....	B-59	93071.....	C-9	93932.....	C-20
5550-5E.....	D-4	933.....	B-8	93072.....	C-9	93934.....	C-18
5552-5E.....	D-4	940.....	B-59	93073.....	C-9	93935.....	C-18
5569E1.....	D-17	940ABD.....	B-59	93074.....	C-9	93936.....	C-18
60.....	B-43	942.....	B-59	93075.....	C-9	93937.....	C-20
604.....	B-58	944.....	B-63	93076.....	C-9	93951.....	C-19
659.....	B-58, B-59	951HK__P.....	A-18	93091.....	C-10	93971.....	C-16
667.....	B-58	951MK__P.....	A-18	93101.....	C-10	93972.....	C-16
669.....	B-58	952HK__P.....	A-18	93102.....	C-10	93973.....	C-16
6867.....	B-54	952MK__P.....	A-18	93103.....	C-10	93991.....	C-17
6882.....	B-54	953HK__P.....	A-18	93111.....	C-14	93996.....	C-19
6887.....	B-54	953MK__P.....	A-18	93151.....	C-12	94071.....	C-9
74V.....	B-28	954HK__P.....	A-18	93152.....	C-12	94072.....	C-9
78.....	B-28	954MK__P.....	A-18	93153.....	C-12	94073.....	C-9
700.....	B-65	955HK__P.....	A-18	93154.....	C-12	94091.....	C-10
715.....	B-65	955MK__P.....	A-18	93221.....	B-39, B-42, C-14	94101.....	C-10
718.....	B-65	962.....	B-59	93223.....	B-43, C-14	94102.....	C-10
722.....	B-62	968.....	B-60	93227.....	B-39, B-42, C-14	94151.....	C-12
736.....	B-26	969.....	B-60	93228.....	C-14	94401.....	C-11
738.....	B-64	975ABD.....	B-59	93401.....	C-11	94402.....	C-11
756.....	C-25	980.....	B-59	93402.....	C-11	94432.....	C-13
758.....	B-65	980ABD.....	B-59	93403.....	C-11	94532.....	C-13
7501.....	B-4	9501.....	A-19	93404.....	C-11	95687.....	A-16
7501-9.....	B-4	9503.....	A-19	93405.....	C-11		
7503.....	B-4	9504.....	A-19	93406.....	C-11		
7503-9.....	B-4	9515.....	A-19	93432.....	C-13		
7504.....	B-4	9516.....	A-19	93443.....	C-14		
7511.....	B-4	9521.....	A-12, A-20	93512.....	C-13		
7513.....	B-4	9522.....	A-12, A-20	93532.....	C-13		
7728.....	B-15	9523.....	A-12, A-20	93543.....	C-14		
7729.....	B-15	9524.....	A-12, A-20	93554.....	C-14		
7731.....	B-15	9525.....	A-12, A-20	93591.....	C-13		
7732.....	B-15	9526.....	A-12, A-20	93630.....	C-12		
7737.....	B-18	9530.....	A-16	93631.....	C-12		
7738.....	B-18	9531.....	A-16	93696.....	C-13		
7739.....	C-25	9532.....	A-16	93801.....	C-23		
83.....	B-44	9533.....	A-16	93802.....	C-23		
84.....	B-52	9534.....	A-15	93834.....	C-23		

Visit our website:
www.Eaton.com/wiringdevices

Electrical Sector
203 Cooper Circle
Peachtree City, GA 30269
United States
Eaton.com
Eaton.com/wiringdevices

Electrical Sector
Canada Operations
5925 McLaughlin Road
Mississauga, Ontario, L5R 1B8
Canada
EatonCanada.ca
Eaton.com/wiringdevices

Electrical Sector
Mexico Operations
Carr. Tlalnepantla -
Cauatitlan Km 178 s/n
Col. Villa Jardin esq.
Cerrada 8 de Mayo
Cauatitlan, México CP 54800
México
Eaton.mx
Eaton.com/wiringdevices

Eaton
1000 Eaton Boulevard
Cleveland, OH 44122
United States
Eaton.com

© 2016 Eaton
All Rights Reserved
Printed in USA
Publication No. CA610001EN
May 2016

Eaton is a registered trademark.
All other trademarks are property
of their respective owners.