

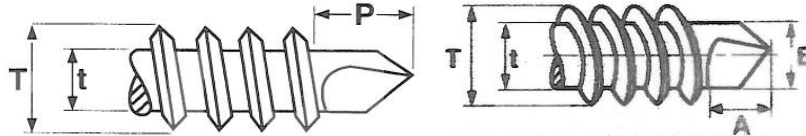


Atlanta, Georgia  
 Phone 800-521-7326 Fax 770-745-1333

Hex Washer Head Self Drill Point Screw  
 Zinc Plated & Stainless Steel

Diagram 1

Diagram 2



Drill Point Specification (Diagram 1)

Peco Catalog#	Screw Diameter		Threads Per Inch	T		t		P		Min Practical Nominal Screw Lengths - Formed Points				Min Torsional Strength Lb./In. Steel Screws Only
				Major Diameter		Minor Diameter		Protrusion Allowance						
				Min	Max	Min	Max	#2 Point	#3 Point	90° Head #2 Pt.	CSK Head #3 Pt.	90° Head #2 Pt.	CSK Head #3 Pt.	
See Section One of Our Catalog	4	0.1120	24	.110	.114	.082	.086	.163	n/a	5/16	3/8	n/a	n/a	14
	6	0.1380	20	.135	.139	.099	.104	.190	.220	5/16	3/8	3/8	7/16	24
	7	0.1510	19	.146	.153	.109	.113	.137	.157	5/16	3/8	3/8	7/16	-
	8	0.1640	18	.161	.166	.116	.122	.211	.251	3/8	7/16	4/16	1/2	42
	10	0.1900	16	.183	.189	.135	.141	.235	.300	7/16	1/2	1/2	9/16	61
	12	0.2160	14	.209	.215	.157	.164	.283	.353	1/2	5/8	1/2	5/8	92
1/4	.2500	14	.240	.246	.185	.192	.318	.393	1/2	5/8	1/2	5/8	150	

5/16" and 3/8" diameter are #3 Point (Diagram 2)

Self-Drilling Screw Selection Chart\*

Screw Diameter		Threads Per Inch		T		t		A		B		Screw Size	Point #	Panel Thickness, In. Min-Max	
				Major Diameter		Minor Diameter		Drill Point Length		Penetrating Gauging Depth					
				Min	Max	Min	Max	Min	Max	Min	Max				
5/16	.3125	12	0.307	0.315	0.263	0.272	0.361	0.421	0.265	0.270	4	2	0.035	0.060	
											6	2	0.035	0.090	
											8	2	0.035	0.100	
											10	2	0.035	0.110	
3/8	.3750	12	0.370	0.380	0.298	0.308	0.314	0.354	0.330	0.338	10	3	0.110	0.175	
											12	3	0.110	0.210	
1/4											1/4	3	0.110	0.220	

\*This is strictly a guide, no warranty is implied or applicable.

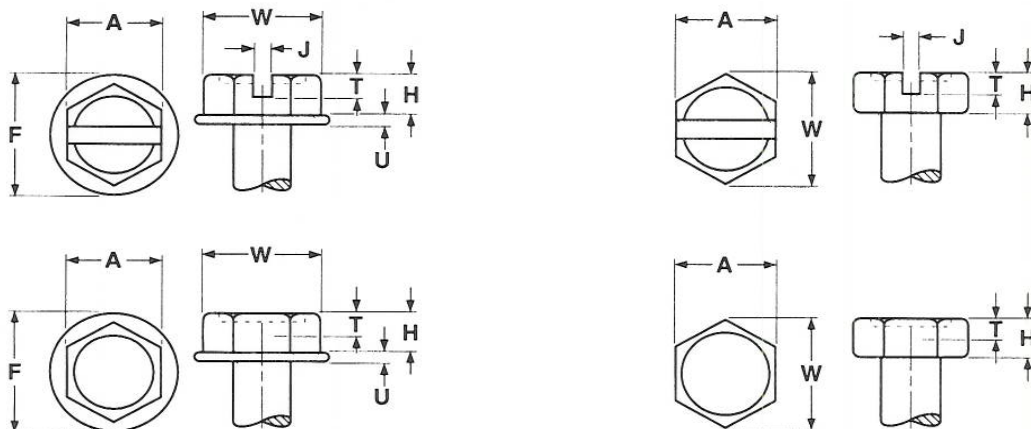
<b>Material</b>	AISI 1016 - 1024 or equivalent Steel or Stainless Austenitic 18-8 or 410 Stainless Steel
<b>Heat Treatment</b>	Steel - Quenched in liquid and tempered by reheating to 625°F minimum. Stainless Steel 410 tempered by heating to 1800°F-1900°F Held for min of 30 minutes. Reheated to 500°F-600°F for 60 minutes. Then air cooled.
<b>Core Hardness</b>	Steel - Rockwell C32 - C40 Stainless Steel 410 - Rockwell C38 - C42 Stainless Steel 18-8 - Rockwell B90 - C25
<b>Case Depth</b>	No. 4 and No. 6 diameter .002 - .007 No. 8 - No. 12 .004 - .009 1/4" and larger .005 - .011

Peco Fasteners specification sheets are a reference guide to help in the selection of fasteners. Peco has made every effort to ensure the accuracy of the information. However, Peco Fasteners is not responsible for any errors that may be contained within these sheets. Peco Fasteners makes no claim of warranty in the accuracy of this information. Users of this information are solely responsible for protecting themselves against liability. It is solely the responsibility of the purchasers and users of these fasteners to consult with Engineers that are experts in an applicable field. Peco Fasteners is not responsible for any loss, claim, or damage due to these specification sheets.



Atlanta, Georgia  
 Phone 800-521-7326 Fax 770-745-1333

**Hex Washer Head Self Drill Point Screw  
 Zinc Plated & Stainless Steel**



**Head Dimensions and Specifications**

Screw Diameter	Minimum Torsional Strength, Lb. Steel Screws Only	Hex Chuck Size	A		W	H		F		U		J		T		
			Width Across Flats		Width Across Corners	Head Height		Diameter of Washer		Thickness of Washer		Width of Slot		Depth of Slot		
			Min	Max	Min	Min	Max	Min	Max	Min	Max	Min	Max	Min	Max	
6	0.1380	24	1/4	.244	.250	.272	.080	.093	.302	.328	.015	.025	.039	.048	.033	.046
7	0.1510	30	1/4	.244	.250	.272	.080	.093	.302	.328	.017	.029	.039	.048	.040	.054
8	0.1640	39	1/4	.244	.250	.272	.096	.110	.322	.348	.019	.031	.045	.054	.052	.066
10	0.1900	48	5/16	.305	.312	.340	.105	.120	.384	.414	.019	.031	.050	.060	.057	.072
12	0.2160	83	5/16	.305	.312	.340	.139	.155	.398	.432	.022	.039	.056	.067	.077	.093
14	0.2420	125	3/8	.367	.375	.409	.172	.190	.480	.520	.030	.050	.064	.075	.083	.101
1/4	.2500	142	3/8	.367	.375	.409	.172	.190	.480	.520	.030	.050	.064	.075	.083	.101

Peco Fasteners specification sheets are a reference guide to help in the selection of fasteners. Peco has made every effort to ensure the accuracy of the information. However, Peco Fasteners is not responsible for any errors that may be contained within these sheets. Peco Fasteners makes no claim of warranty in the accuracy of this information. Users of this information are solely responsible for protecting themselves against liability. It is solely the responsibility of the purchasers and users of these fasteners to consult with Engineers that are experts in an applicable field. Peco Fasteners is not responsible for any loss, claim, or damage due to these specification sheets.

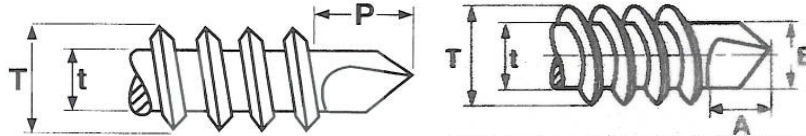


Atlanta, Georgia  
 Phone 800-521-7326 Fax 770-745-1333

Hex Washer Head Self Drill Point Screw  
 Zinc Plated & Stainless Steel

Diagram 1

Diagram 2



Drill Point Specification (Diagram 1)

Peco Catalog#	Screw Diameter		Threads Per Inch	T		t		P		Min Practical Nominal Screw Lengths - Formed Points				Min Torsional Strength Lb./In. Steel Screws Only
				Major Diameter		Minor Diameter		Protrusion Allowance						
				Min	Max	Min	Max	#2 Point	#3 Point	90° Head #2 Pt.	CSK Head #3 Pt.	90° Head #2 Pt.	CSK Head #3 Pt.	
See Section One of Our Catalog	4	0.1120	24	.110	.114	.082	.086	.163	n/a	5/16	3/8	n/a	n/a	14
	6	0.1380	20	.135	.139	.099	.104	.190	.220	5/16	3/8	3/8	7/16	24
	7	0.1510	19	.146	.153	.109	.113	.137	.157	5/16	3/8	3/8	7/16	-
	8	0.1640	18	.161	.166	.116	.122	.211	.251	3/8	7/16	4/16	1/2	42
	10	0.1900	16	.183	.189	.135	.141	.235	.300	7/16	1/2	1/2	9/16	61
	12	0.2160	14	.209	.215	.157	.164	.283	.353	1/2	5/8	1/2	5/8	92
1/4	.2500	14	.240	.246	.185	.192	.318	.393	1/2	5/8	1/2	5/8	150	

5/16" and 3/8" diameter are #3 Point (Diagram 2)

Self-Drilling Screw Selection Chart\*

Screw Diameter		Threads Per Inch		T		t		A		B		Screw Size	Point #	Panel Thickness, In. Min-Max	
				Major Diameter		Minor Diameter		Drill Point Length		Penetrating Gauging Depth					
				Min	Max	Min	Max	Min	Max	Min	Max				
5/16	.3125	12	0.307	0.315	0.263	0.272	0.361	0.421	0.265	0.270	4	2	0.035	0.060	
											6	2	0.035	0.090	
											8	2	0.035	0.100	
											10	2	0.035	0.110	
3/8	.3750	12	0.370	0.380	0.298	0.308	0.314	0.354	0.330	0.338	10	3	0.110	0.175	
											12	3	0.110	0.210	
1/4											1/4	3	0.110	0.220	

\*This is strictly a guide, no warranty is implied or applicable.

<b>Material</b>	AISI 1016 - 1024 or equivalent Steel or Stainless Austenitic 18-8 or 410 Stainless Steel
<b>Heat Treatment</b>	Steel - Quenched in liquid and tempered by reheating to 625°F minimum. Stainless Steel 410 tempered by heating to 1800°F-1900°F Held for min of 30 minutes. Reheated to 500°F-600°F for 60 minutes. Then air cooled.
<b>Core Hardness</b>	Steel - Rockwell C32 - C40 Stainless Steel 410 - Rockwell C38 - C42 Stainless Steel 18-8 - Rockwell B90 - C25
<b>Case Depth</b>	No. 4 and No. 6 diameter .002 - .007 No. 8 - No. 12 .004 - .009 1/4" and larger .005 - .011

Peco Fasteners specification sheets are a reference guide to help in the selection of fasteners. Peco has made every effort to ensure the accuracy of the information. However, Peco Fasteners is not responsible for any errors that may be contained within these sheets. Peco Fasteners makes no claim of warranty in the accuracy of this information. Users of this information are solely responsible for protecting themselves against liability. It is solely the responsibility of the purchasers and users of these fasteners to consult with Engineers that are experts in an applicable field. Peco Fasteners is not responsible for any loss, claim, or damage due to these specification sheets.

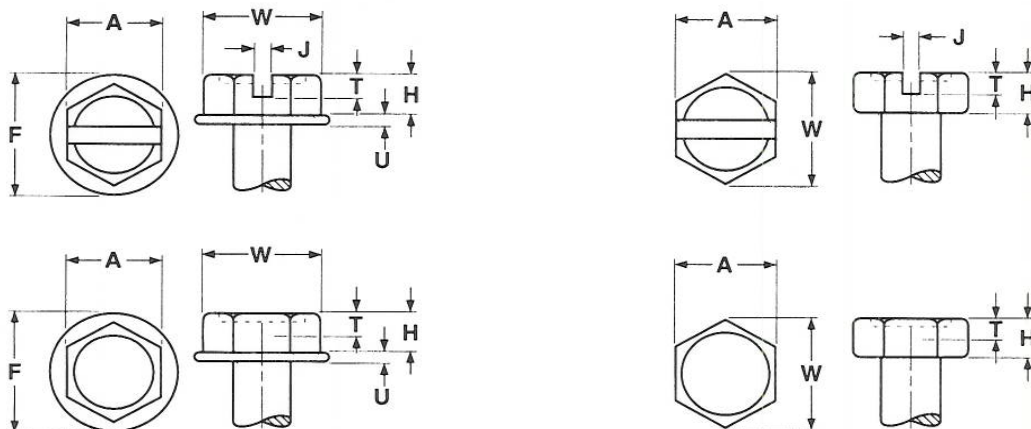


Atlanta, Georgia

Phone 800-521-7326

Fax 770-745-1333

**Hex Washer Head Self Drill Point Screw  
Zinc Plated & Stainless Steel**



**Head Dimensions and Specifications**

Screw Diameter	Minimum Torsional Strength, Lb. Steel Screws Only	Hex Chuck Size	A		W		H		F		U		J		T	
			Width Across Flats		Width Across Corners		Head Height		Diameter of Washer		Thickness of Washer		Width of Slot		Depth of Slot	
			Min	Max	Min	Max	Min	Max	Min	Max	Min	Max	Min	Max	Min	Max
6	0.1380	24	1/4	.244	.250	.272	.080	.093	.302	.328	.015	.025	.039	.048	.033	.046
7	0.1510	30	1/4	.244	.250	.272	.080	.093	.302	.328	.017	.029	.039	.048	.040	.054
8	0.1640	39	1/4	.244	.250	.272	.096	.110	.322	.348	.019	.031	.045	.054	.052	.066
10	0.1900	48	5/16	.305	.312	.340	.105	.120	.384	.414	.019	.031	.050	.060	.057	.072
12	0.2160	83	5/16	.305	.312	.340	.139	.155	.398	.432	.022	.039	.056	.067	.077	.093
14	0.2420	125	3/8	.367	.375	.409	.172	.190	.480	.520	.030	.050	.064	.075	.083	.101
1/4	.2500	142	3/8	.367	.375	.409	.172	.190	.480	.520	.030	.050	.064	.075	.083	.101

Peco Fasteners specification sheets are a reference guide to help in the selection of fasteners. Peco has made every effort to ensure the accuracy of the information. However, Peco Fasteners is not responsible for any errors that may be contained within these sheets. Peco Fasteners makes no claim of warranty in the accuracy of this information. Users of this information are solely responsible for protecting themselves against liability. It is solely the responsibility of the purchasers and users of these fasteners to consult with Engineers that are experts in an applicable field. Peco Fasteners is not responsible for any loss, claim, or damage due to these specification sheets.