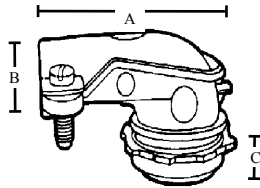


CAT#	A	B	C
561A	1.5	.858	.380
561ADC	2.016	---	1.087



CAT#	A	B (Min-Max)	C	SCREWS
100/i	1.740	0.43-0.72	.370	2
101/i	2.110	0.64-1.03	.400	2
102/i	2.400	0.76-1.15	.400	2
103/i	2.870	1.09-1.73	.540	2
104/i	4.000	1.34-1.97	.640	2
105/i	6.000	1.65-2.61	.750	2
106/i	6.000	1.54-2.54	.740	2
107	7.187	2.45-2.98	.875	4
108	7.875	2.93-3.45	1.031	4
109	9.400	3.28-3.95	1.031	4
110	10.200	3.68-4.43	1.031	4
100M	1.750	0.78-0.95	.440	2
101M	1.750	0.78-0.95	.440	2
102M	1.810	0.91-1.02	.440	2
103M	2.060	1.25-1.38	.560	2
104M	2.810	1.41-1.63	.560	2
105M	3.810	1.75-2.00	.560	2
106M	4.750	2.19-2.44	.690	2
107M	6.250	2.75-3.00	.880	4
108M	7.250	3.25-3.50	1.000	4
109M	10.250	3.70-4.16	1.250	4
110M	13.000	4.11-4.56	1.250	4
101Mi	1.750	0.78-0.95	.440	2
102Mi	1.810	0.91-1.02	.440	2
103Mi	2.060	1.25-1.38	.560	2
104Mi	2.810	1.41-1.63	.560	2
105Mi	3.810	1.75-2.00	.560	2
106Mi	4.750	2.19-2.44	.690	2
107Mi	6.250	2.75-3.00	.880	4
108Mi	7.250	3.25-3.50	1.000	4
109Mi	10.250	3.70-4.16	1.250	4
110Mi	13.000	4.11-4.56	1.250	4

DUPLEX CONNECTOR

90° ANGLE ZINC/MALLEABLE IRON

TOPAZ CAT #	UPC#	BX-FLEX SIZE	KO SIZE	UNIT CTN	SHIP CASE	WT/ CASE
561A	15341	3/8"	1/2"	25	250	37
561ADC	86339	3/8"	1/2"	25	250	30

BX-FLEX CONNECTORS

SQUEEZE TYPE 90° ANGLE

ZINC DIE CAST

TOPAZ CAT #	UPC#	CONDUIT SIZE	UNIT CTN	SHIP CASE	WT/ CASE
100	10340	3/8" 1/2" KO	50	500	45
101	10350	1/2"	25	250	35
102	10360	3/4"	10	100	20
103	10370	1"	5	50	19
104	10380	1 1/4"	10	40	20
105	10390	1 1/2"	—	5	5
106	10400	2"	—	5	6
107	10410	2 1/2"	—	5	18
108	10420	3"	—	2	9
109	10430	3 1/2"	—	1	9
110	10440	4"	—	1	10

INSULATED THROAT

100i	10341	3/8" 1/2" KO	50	500	45
101i	10351	1/2"	25	250	35
102i	10361	3/4"	10	100	20
103i	10371	1"	5	50	19
104i	10381	1 1/4"	10	40	20
105i	10391	1 1/2"	—	5	5
106i	10401	2"	—	5	6

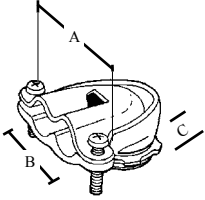
MALLEABLE IRON

100M	85239	3/8"	25	250	40
101M	10510	1/2"	25	250	40
102M	10520	3/4"	10	100	30
103M	10530	1"	5	50	30
104M	10540	1 1/4"	—	50	38
105M	10550	1 1/2"	—	5	5
106M	10560	2"	—	5	10
107M	10570	2 1/2"	—	5	16
108M	10580	3"	—	2	9
109M	10590	3 1/2"	—	1	14
110M	10600	4"	—	1	24

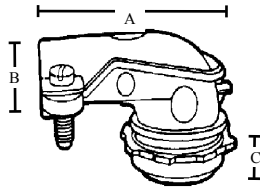
INSULATED THROAT

101Mi	10511	1/2"	25	250	16
102Mi	10521	3/4"	10	100	30
103Mi	10531	1"	5	50	60
104Mi	10541	1 1/4"	5	50	76
105Mi	10551	1 1/2"	—	5	100
106Mi	10561	2"	—	5	200
107Mi	10571	2 1/2"	—	5	320
108Mi	10581	3"	—	2	450
109Mi	10591	3 1/2"	—	1	1400
110Mi	10601	4"	—	1	2400





CAT#	A	B	C
561A	1.5	.858	.380
561ADC	2.016	---	1.087



CAT#	A	B (Min-Max)	C	SCREWS
100/i	1.740	0.43-0.72	.370	2
101/i	2.110	0.64-1.03	.400	2
102/i	2.400	0.76-1.15	.400	2
103/i	2.870	1.09-1.73	.540	2
104/i	4.000	1.34-1.97	.640	2
105/i	6.000	1.65-2.61	.750	2
106/i	6.000	1.54-2.54	.740	2
107	7.187	2.45-2.98	.875	4
108	7.875	2.93-3.45	1.031	4
109	9.400	3.28-3.95	1.031	4
110	10.200	3.68-4.43	1.031	4
100M	1.750	0.78-0.95	.440	2
101M	1.750	0.78-0.95	.440	2
102M	1.810	0.91-1.02	.440	2
103M	2.060	1.25-1.38	.560	2
104M	2.810	1.41-1.63	.560	2
105M	3.810	1.75-2.00	.560	2
106M	4.750	2.19-2.44	.690	2
107M	6.250	2.75-3.00	.880	4
108M	7.250	3.25-3.50	1.000	4
109M	10.250	3.70-4.16	1.250	4
110M	13.000	4.11-4.56	1.250	4
101Mi	1.750	0.78-0.95	.440	2
102Mi	1.810	0.91-1.02	.440	2
103Mi	2.060	1.25-1.38	.560	2
104Mi	2.810	1.41-1.63	.560	2
105Mi	3.810	1.75-2.00	.560	2
106Mi	4.750	2.19-2.44	.690	2
107Mi	6.250	2.75-3.00	.880	4
108Mi	7.250	3.25-3.50	1.000	4
109Mi	10.250	3.70-4.16	1.250	4
110Mi	13.000	4.11-4.56	1.250	4

DUPLEX CONNECTOR

90° ANGLE ZINC/MALLEABLE IRON

TOPAZ CAT #	UPC#	BX-FLEX SIZE	KO SIZE	UNIT CTN	SHIP CASE	WT/ CASE
561A	15341	3/8"	1/2"	25	250	37
561ADC	86339	3/8"	1/2"	25	250	30

BX-FLEX CONNECTORS

SQUEEZE TYPE 90° ANGLE

ZINC DIE CAST

TOPAZ CAT #	UPC#	CONDUIT SIZE	UNIT CTN	SHIP CASE	WT/ CASE
100	10340	3/8" 1/2" KO	50	500	45
101	10350	1/2"	25	250	35
102	10360	3/4"	10	100	20
103	10370	1"	5	50	19
104	10380	1 1/4"	10	40	20
105	10390	1 1/2"	—	5	5
106	10400	2"	—	5	6
107	10410	2 1/2"	—	5	18
108	10420	3"	—	2	9
109	10430	3 1/2"	—	1	9
110	10440	4"	—	1	10

INSULATED THROAT

100i	10341	3/8" 1/2" KO	50	500	45
101i	10351	1/2"	25	250	35
102i	10361	3/4"	10	100	20
103i	10371	1"	5	50	19
104i	10381	1 1/4"	10	40	20
105i	10391	1 1/2"	—	5	5
106i	10401	2"	—	5	6

MALLEABLE IRON

100M	85239	3/8"	25	250	40
101M	10510	1/2"	25	250	40
102M	10520	3/4"	10	100	30
103M	10530	1"	5	50	30
104M	10540	1 1/4"	—	50	38
105M	10550	1 1/2"	—	5	5
106M	10560	2"	—	5	10
107M	10570	2 1/2"	—	5	16
108M	10580	3"	—	2	9
109M	10590	3 1/2"	—	1	14
110M	10600	4"	—	1	24

INSULATED THROAT

101Mi	10511	1/2"	25	250	16
102Mi	10521	3/4"	10	100	30
103Mi	10531	1"	5	50	60
104Mi	10541	1 1/4"	5	50	76
105Mi	10551	1 1/2"	—	5	100
106Mi	10561	2"	—	5	200
107Mi	10571	2 1/2"	—	5	320
108Mi	10581	3"	—	2	450
109Mi	10591	3 1/2"	—	1	1400
110Mi	10601	4"	—	1	2400

