



OFL Size 2 LED Flood Luminaire



Catalog
Number

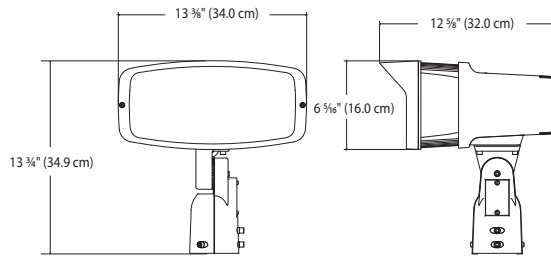
Notes

Type

Hit the Tab key or mouse over the page to see all interactive elements.

Specifications

EPA:	0.7 ft ² (.06 m ²)
Depth:	12.6" (32 cm)
Width:	13.37" (34 cm)
Height:	13.75" (35 cm)
Weight:	18 lbs (8.1 kg)



Introduction

The OFL Size 2 Floodlight delivers up to 16,900 lumens, with a robust design and several mounting options making it perfect for light commercial applications. It's the ideal long-life replacement for 250-400W metal halide floods, with typical energy savings up to 62% and expected service life of over 50,000 hours.

Ordering Information

EXAMPLE: OFL2 LED P2 40K MVOLT IS DDBXD

Series	Performance Package	Color Temperature	Voltage	Mounting	Finish (required)
OFL2 LED	P2 P3	40K 4000K 50K 5000K	MVOLT ¹ 347	IS Slipfitter YK Yoke	DDBXD Dark bronze

Accessories

Ordered and shipped separately.

OFL2WG	Wire Guard Accessory
OFL2VG	Vandal Guard Accessory

NOTES

- MVOLT driver operates on any line voltage from 120-277V (50/60Hz).

FEATURES & SPECIFICATIONS

INTENDED USE

The traditional and robust design of the OFL2 LED floodlight with energy efficient LEDs, is suitable for replacing up to 400W Metal Halide. It is ideal for landscape, signage, and accent lighting in heavy commercial and residential applications.

CONSTRUCTION

Die-cast aluminum housing has integral heat sink fins to optimize thermal management through conductive and convective cooling. The LED driver is mounted in direct contact with the casting to promote low operating temperature and long life. Housing is completely sealed against moisture and environmental contaminants (IP65). Low EPA (0.7 ft²) for optimized wind loading.

FINISH

Exterior parts are protected by a zinc-infused Super Durable TGIC thermoset powder coat finish that provides superior resistance to corrosion and weathering.

ELECTRICAL

Light engine(s) consist of chip-on-board (COB) LEDs directly coupled to the housing to maximize heat dissipation and promote long life (50,000 hrs).

INSTALLATION

Integral slipfitter or yoke facilitates quick and easy installation to a variety of mounting accessories.

LISTINGS

UL certified to U.S. and Canadian standards. Luminaire is IP65 rated. Rated for -40°C minimum ambient. DesignLights Consortium® (DLC) qualified product. Not all versions of this product may be DLC qualified. Please check the DLC Qualified Products List at www.designlights.org/QPL to confirm which versions are qualified.

WARRANTY

5-year limited warranty. Complete warranty terms located at: www.acuitybrands.com/CustomerResources/Terms_and_conditions.aspx.

Note: Actual performance may differ as a result of end-user environment and application. All values are design or typical values, measured under laboratory conditions at 25 °C. Specifications subject to change without notice.



Performance Data

Lumen Output

Lumen values are from photometric tests performed in accordance with IESNA LM-79-08. Data is considered to be representative of the configurations shown, within the tolerances allowed by Lighting Facts. Contact factory for performance data on any configurations not shown here.

Performance Package	System Watts	Dist. Type	Field Angle		Beam Angle		40K		50K	
			°H	°V	°H	°V	Lumens	LPW	Lumens	LPW
P2	114W	WFL	106	106	71	72	12,281	108	12,154	107
P3	151W	WFL	106	106	71	72	16,902	112	16,261	107

Lumen Ambient Temperature (LAT) Multipliers

Use these factors to determine relative lumen output for average ambient temperatures from 0-40°C (32-104°F).

Ambient	Lumen Multiplier
0°C	1.06
10°C	1.03
20°C	1.01
25°C	1.00
30°C	0.99
40°C	0.97

Projected LED Lumen Maintenance

Data references the extrapolated performance projections for the **OFL Flood Size 2** platform based on 9000 hours of LED testing (tested per IESNA LM-80-08 and projected per IESNA TM-21-11).

To calculate LLF, use the lumen maintenance factor that corresponds to the desired number of operating hours below. For other lumen maintenance values, contact factory.

Operating Hours	0	25,000	50,000
Lumen Maintenance Factor	1	0.96	0.94

Electrical Load

Light Engines	System Watts	Current (A)				
		120V	208V	240V	277V	347V
1	114W	0.97	0.56	0.49	0.42	0.34
2	151W	1.29	0.75	0.65	0.57	0.45

Photometric Diagrams

To see complete photometric reports or download .ies files for this product, visit Lithonia Lighting's [OFL Series Flood Size 2 homepage](#).

Mounting, Options and Accessories



YK-Yoke Mount



IS-Slipfitter Mount

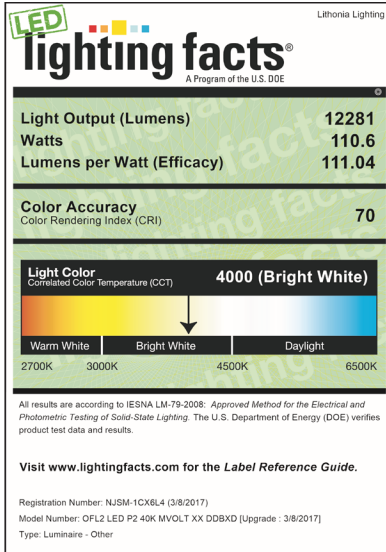


Wire Guard
OFL2WG

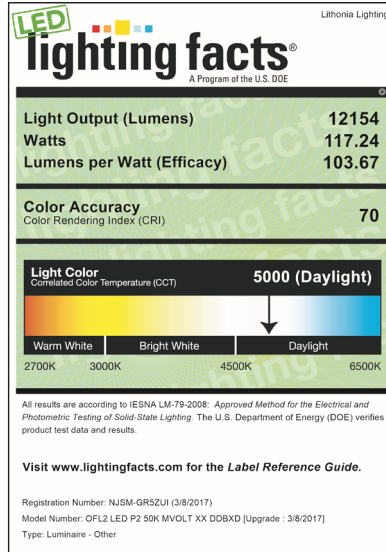


Vandal Guard
(Polycarbonate lens)
OFL2VG

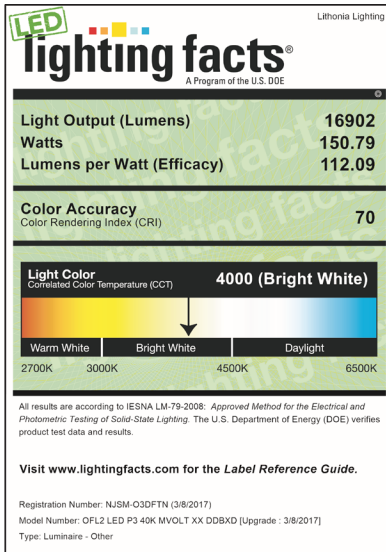
OFL2 LED P2 40K MVOLT XX DDBXD



OFL2 LED P2 50K MVOLT XX DDBXD



OFL2 LED P3 40K MVOLT XX DDBXD



OFL2 LED P3 50K MVOLT XX DDBXD

